



RACINGSA

Morphettville SA

Race 8: SkyCity Handicap - 1800m

08 February 2025 - 4:38PM



Morphettville

Track Rating: Good 3, Weather: Fine, Rail Position: +5m Entire

Section Field Times							Overall	L1600	L1400	L1200	L1000	L800		
							1:49.96 (0:14.34)	1:35.62 (0:11.54)	1:24.08 (0:12.07)	1:12.01 (0:12.20)	0:59.81 (0:12.17)	0:47.64 (0:11.87)		
Position	#	Horse/Jockey	Barrier	Top Speed [km/h]	Fastest Section	First 400m								Distance Travelled From Winner [m]
1	2	FOX GEM Manoel Nunes	2	65.3 800-600	0:11.28 600-400	0:27.26	1:49.96 (0:15.59)	1:34.37 [12] (0:11.67)	1:22.70 [10] (0:12.07)	1:10.63 [10] (0:12.08)	0:58.55 [9] (0:12.12)	0:46.43 [9] (0:11.56)		
2	5	HARD PRINCE Jake Toeroek	7	64.8 800-600	0:11.42 600-400	0:26.62	1:50.04 (0:14.83)	1:35.21 [6] (0:11.79)	1:23.42 [5] (0:11.95)	1:11.47 [5] (0:12.32)	0:59.15 [4] (0:12.16)	0:46.99 [4] (0:11.79)		+6
3	15	CHARLESFORT Felicity Atkinson	9	65.1 800-600	0:11.40 600-400	0:26.80	1:50.27 (0:14.76)	1:35.51 [5] (0:12.04)	1:23.47 [6] (0:12.22)	1:11.25 [7] (0:12.28)	0:58.97 [7] (0:12.12)	0:46.85 [8] (0:11.69)		+5
4	11	I NEED A DRINK Rochelle Milnes	8	64.1 1800-1600	0:11.49 1600-1400	0:25.98	1:50.28 (0:14.49)	1:35.79 [3] (0:11.49)	1:24.30 [2] (0:11.96)	1:12.34 [1] (0:12.21)	1:00.13 [1] (0:12.16)	0:47.97 [1] (0:11.87)		+3
5	7	LOMAX Jason Holder	15	64.6 800-600	0:11.36 400-200	0:27.59	1:50.35 (0:15.73)	1:34.62 [13] (0:11.86)	1:22.76 [14] (0:12.32)	1:10.44 [14] (0:12.08)	0:58.36 [15] (0:12.05)	0:46.31 [16] (0:11.80)		+8
6	14	BABY ALEX Lachlan Neindorf	3	65.5 800-600	0:11.34 600-400	0:27.05	1:50.40 (0:15.10)	1:35.30 [7] (0:11.95)	1:23.35 [8] (0:12.24)	1:11.11 [8] (0:12.30)	0:58.81 [10] (0:12.12)	0:46.69 [11] (0:11.69)		+10
7	10	DUAL FUEL Margaret Collett	6	64.3 800-600	0:11.41 600-400	0:27.59	1:50.44 (0:15.80)	1:34.64 [14] (0:11.79)	1:22.85 [13] (0:12.11)	1:10.74 [13] (0:12.08)	0:58.66 [13] (0:12.05)	0:46.61 [13] (0:11.57)		+1
8	12	PERSIAN EMPIRE Justin Potter	12	67.5 800-600	0:11.37 600-400	0:26.23	1:50.47 (0:14.42)	1:36.05 [2] (0:11.81)	1:24.24 [3] (0:12.19)	1:12.05 [3] (0:12.51)	0:59.54 [5] (0:12.16)	0:47.38 [5] (0:11.80)		+5
9	1	MARCOLT Kayla Crowther	10	65.3 800-600	0:11.36 600-400	0:27.16	1:50.48 (0:15.24)	1:35.24 [9] (0:11.92)	1:23.32 [9] (0:12.15)	1:11.17 [9] (0:12.03)	0:59.14 [8] (0:12.06)	0:47.08 [7] (0:11.72)		+10
10	6	HE'S MAVERICK Stacey Metcalfe	16	64.3 1800-1600	0:11.55 1600-1400	0:25.88	1:50.55 (0:14.33)	1:36.22 [1] (0:11.55)	1:24.67 [1] (0:12.15)	1:12.52 [2] (0:12.37)	1:00.15 [2] (0:12.25)	0:47.90 [2] (0:11.86)		+4

Scratched: Prickly Poppy (#17), Grinzinger Allee (#18), Cowley's Creek (#19)

Report Created: Sat 08 February 2025 17:28:43 GMT+11 (Note: Timing is based on positional data)

- [] Position in running at each section and finish
- #: Saddle cloth number
- : No data available at this section
- DNF: Did not finish
- NA: No data available
- DNT: Did not track
- █ Background shading for fastest section



RACINGSA

Morphettville SA

Race 8: SkyCity Handicap - 1800m

08 February 2025 - 4:38PM



Morphettville

Track Rating: Good 3, Weather: Fine, Rail Position: +5m Entire

Section								Overall	L1600	L1400	L1200	L1000	L800		
Field Times								1:49.96 (0:14.34)	1:35.62 (0:11.54)	1:24.08 (0:12.07)	1:12.01 (0:12.20)	0:59.81 (0:12.17)	0:47.64 (0:11.87)		
Position	#	Horse/Jockey	Barrier	Top Speed [km/h]	Fastest Section	First 400m								Distance Travelled From Winner [m]	
11	3	RABTAT Todd Pannell	4	65.2 800-600	0:11.34 600-400	0:27.37	1:50.59 (0:15.52)	1:35.07 [10] (0:11.85)	1:23.22 [11] (0:12.18)	1:11.04 [11] (0:12.09)	0:58.95 [11] (0:12.16)	0:46.79 [12] (0:11.84)	+6		
12	13	MASTER AT ARMS Taylor Johnstone	1	63.5 800-600	0:11.49 600-400	0:26.83	1:50.64 (0:15.14)	1:35.50 [8] (0:11.69)	1:23.81 [7] (0:11.93)	1:11.88 [6] (0:12.25)	0:59.63 [6] (0:12.16)	0:47.47 [6] (0:11.73)	+0		
13	8	SAN LUCIDO Alan Lai	13	64.6 800-600	0:11.54 600-400	0:27.47	1:50.96 (0:15.52)	1:35.44 [11] (0:11.95)	1:23.49 [12] (0:12.20)	1:11.29 [12] (0:12.01)	0:59.28 [12] (0:11.96)	0:47.32 [10] (0:11.84)	+12		
14	16	ENLIST Jacob Opperman	11	65.7 800-600	0:11.38 600-400	0:27.83	1:51.20 (0:16.03)	1:35.17 [16] (0:11.80)	1:23.37 [15] (0:12.13)	1:11.24 [15] (0:12.01)	0:59.23 [14] (0:11.93)	0:47.30 [14] (0:11.70)	+13		
15	9	COURS VITE Teagan Voorham	5	62.8 800-600	0:11.57 600-400	0:26.46	1:51.44 (0:14.74)	1:36.70 [4] (0:11.72)	1:24.98 [4] (0:11.97)	1:13.01 [4] (0:12.32)	1:00.69 [3] (0:12.08)	0:48.61 [3] (0:11.72)	-1		
16	4	DEFICIT Alana Livesey	14	64.4 800-600	0:11.31 600-400	0:27.95	1:51.46 (0:15.92)	1:35.54 [15] (0:12.03)	1:23.51 [16] (0:12.18)	1:11.33 [16] (0:11.92)	0:59.41 [16] (0:11.95)	0:47.46 [15] (0:11.61)	-1		

Scratched: Prickly Poppy (#17), Grinzinger Allee (#18), Cowley's Creek (#19)

- [] Position in running at each section and finish
- #: Saddle cloth number
- :--:-- No data available at this section
- DNF Did not finish
- NA No data available
- DNT Did not track
- █ Background shading for fastest section



RACINGSA

Morphettville SA

Race 8: SkyCity Handicap - 1800m

08 February 2025 - 4:38PM



Morphettville

Track Rating: Good 3, Weather: Fine, Rail Position: +5m Entire

Section Field Times

L600 0:35.77 (0:11.70)
L400 0:24.07 (0:11.85)
L200 0:12.21 (0:12.21)

Position	#	Horse/Jockey	Barrier	Top Speed [km/h]	Fastest Section	First 400m	L600	L400	L200	Margin	Distance Travelled From Winner [m]
1	2	FOX GEM Manoel Nunes	2	65.3 800-600	0:11.28 600-400	0:27.26	0:34.86 [7] (0:11.28)	0:23.57 [7] (0:11.51)	0:12.06 [3] (0:12.06)	1:49.96	
2	5	HARD PRINCE Jake Toeroek	7	64.8 800-600	0:11.42 600-400	0:26.62	0:35.20 [4] (0:11.42)	0:23.78 [4] (0:11.48)	0:12.30 [1] (0:12.30)	0.55L	+6
3	15	CHARLESFORT Felicity Atkinson	9	65.1 800-600	0:11.40 600-400	0:26.80	0:35.16 [8] (0:11.40)	0:23.76 [9] (0:11.69)	0:12.07 [7] (0:12.07)	1.98L	+5
4	11	I NEED A DRINK Rochelle Milnes	8	64.1 1800-1600	0:11.49 1600-1400	0:25.98	0:36.10 [1] (0:11.71)	0:24.39 [1] (0:11.88)	0:12.51 [2] (0:12.51)	2.03L	+3
5	7	LOMAX Jason Holder	15	64.6 800-600	0:11.36 400-200	0:27.59	0:34.51 [16] (0:11.40)	0:23.11 [16] (0:11.36)	0:11.75 [13] (0:11.75)	2.44L	+8
6	14	BABY ALEX Lachlan Neindorf	3	65.5 800-600	0:11.34 600-400	0:27.05	0:35.00 [10] (0:11.34)	0:23.66 [10] (0:11.56)	0:12.09 [10] (0:12.09)	2.76L	+10
7	10	DUAL FUEL Margaret Collett	6	64.3 800-600	0:11.41 600-400	0:27.59	0:35.03 [11] (0:11.41)	0:23.62 [11] (0:11.52)	0:12.10 [11] (0:12.10)	3.03L	+1
8	12	PERSIAN EMPIRE Justin Potter	12	67.5 800-600	0:11.37 600-400	0:26.23	0:35.58 [5] (0:11.37)	0:24.21 [5] (0:11.89)	0:12.32 [5] (0:12.32)	3.22L	+5
9	1	MARCOLT Kayla Crowther	10	65.3 800-600	0:11.36 600-400	0:27.16	0:35.36 [9] (0:11.36)	0:24.00 [8] (0:11.71)	0:12.29 [6] (0:12.28)	3.26L	+10
10	6	HE'S MAVERICK Stacey Metcalfe	16	64.3 1800-1600	0:11.55 1600-1400	0:25.88	0:36.04 [2] (0:11.57)	0:24.46 [2] (0:11.93)	0:12.53 [4] (0:12.53)	3.71L	+4

Scratched: Prickly Poppy (#17), Grinzinger Allee (#18), Cowley's Creek (#19)

Report Created: Sat 08 February 2025 17:28:43 GMT+11 (Note: Timing is based on positional data)

- [] Position in running at each section and finish
- #: Saddle cloth number
- : No data available at this section
- DNF: Did not finish
- NA: No data available
- DNT: Did not track
- █ Background shading for fastest section



RACINGSA

Morphettville SA

Race 8: SkyCity Handicap - 1800m

08 February 2025 - 4:38PM



Morphettville

Track Rating: Good 3, Weather: Fine, Rail Position: +5m Entire

Section												L600	L400	L200		
Field Times												0:35.77	0:24.07	0:12.21		
												(0:11.70)	(0:11.85)	(0:12.21)		
Position	#	Horse/Jockey	Barrier	Top Speed [km/h]	Fastest Section	First 400m				Margin				Distance Travelled From Winner [m]		
11	3	RABTAT	4	65.2	0:11.34	0:27.37	0:34.95 [15]	0:23.61 [14]	0:12.09 [12]	3.95L				+6		
		Todd Pannell		800-600	600-400		(0:11.34)	(0:11.52)	(0:12.09)							
12	13	MASTER AT ARMS	1	63.5	0:11.49	0:26.83	0:35.74 [6]	0:24.25 [6]	0:12.43 [8]	4.29L				+0		
		Taylor Johnstone		800-600	600-400		(0:11.49)	(0:11.82)	(0:12.43)							
13	8	SAN LUCIDO	13	64.6	0:11.54	0:27.47	0:35.48 [12]	0:23.94 [15]	0:12.25 [15]	6.29L				+12		
		Alan Lai		800-600	600-400		(0:11.54)	(0:11.69)	(0:12.25)							
14	16	ENLIST	11	65.7	0:11.38	0:27.83	0:35.60 [13]	0:24.22 [13]	0:12.51 [14]	7.74L				+13		
		Jacob Opperman		800-600	600-400		(0:11.38)	(0:11.71)	(0:12.51)							
15	9	COURS VITE	5	62.8	0:11.57	0:26.46	0:36.89 [3]	0:25.31 [3]	0:13.21 [9]	9.26L				-1		
		Teagan Voorham		800-600	600-400		(0:11.57)	(0:12.10)	(0:13.21)							
16	4	DEFICIT	14	64.4	0:11.31	0:27.95	0:35.85 [14]	0:24.54 [12]	0:12.73 [16]	9.43L				-1		
		Alana Livesey		800-600	600-400		(0:11.31)	(0:11.81)	(0:12.73)							

Scratched: Prickly Poppy (#17), Grinzinger Allee (#18), Cowley's Creek (#19)

- [] Position in running at each section and finish
- #: Saddle cloth number
- :--:-- No data available at this section
- DNF Did not finish
- NA No data available
- DNT Did not track
- █ Background shading for fastest section

Horse/Jockey Name	FOX GEM/Manoel Nunes
Finish Rank	1
Fastest Section Time (Section)	0:11.28 (L600)
Top Speed [km/h] (Section)	65.3 (L800)
Race State	Finished



Morphettville SA - Professional

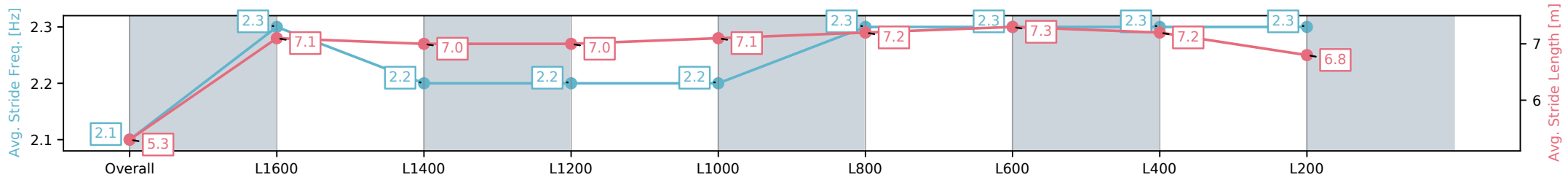
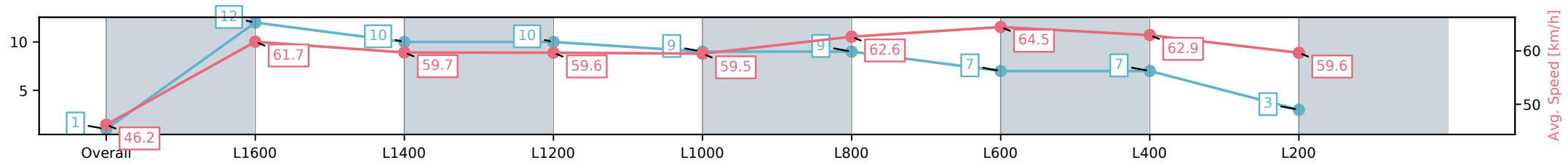
Race 8: SkyCity Handicap - 1800m

08 February 2025 - 4:38PM

Track Rating: Good 3, Weather: Fine, Rail Position: +5m Entire



Section	Overall	L1600	L1400	L1200	L1000	L800	L600	L400	L200
Section Times	1:49.96[1] (0:15.59)	1:34.37[12] (0:11.67)	1:22.70[10] (0:12.07)	1:10.63[10] (0:12.08)	0:58.55[9] (0:12.12)	0:46.43[9] (0:11.56)	0:34.86[7] (0:11.28)	0:23.57[7] (0:11.51)	0:12.06[3] (0:12.06)
Average Speed [km/h]	46.2	61.7	59.7	59.6	59.5	62.6	64.5	62.9	59.6
Top Speed [km/h]	60.7	62.4	60.8	60.3	61.4	64.1	65.3	63.8	62.1
Avg. Dist. to Rail [m]	2.1	1.8	0.8	0.3	1.6	1.7	2.3	5.9	8.1
Avg. Stride Freq. [Hz]	2.1	2.3	2.2	2.2	2.2	2.3	2.3	2.3	2.3
Avg. Stride Length [m]	5.3	7.1	7.0	7.0	7.1	7.2	7.3	7.2	6.8



[] Ranking at each section and finish
 -:-:- No data available at this section
 NA No data available

Horse/Jockey Name	HARD PRINCE/Jake Toeroek
Finish Rank	2
Fastest Section Time (Section)	0:11.42 (L600)
Top Speed [km/h] (Section)	64.8 (L800)
Race State	Finished



Morphettville SA - Professional

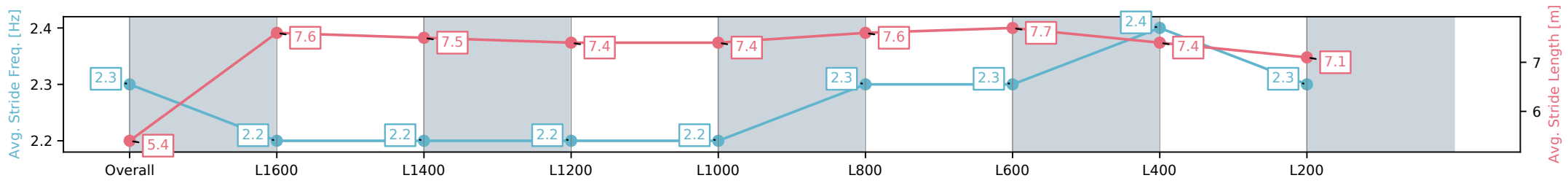
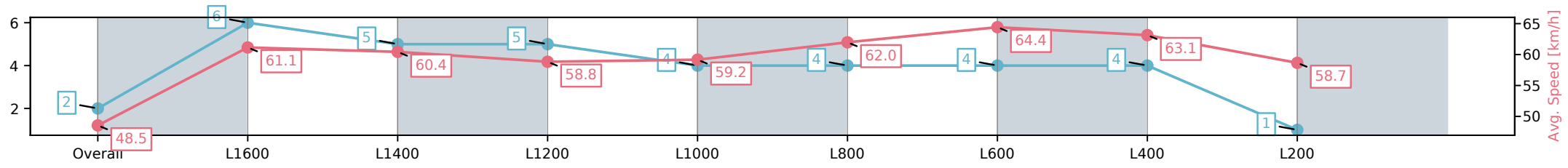
Race 8: SkyCity Handicap - 1800m

08 February 2025 - 4:38PM

Track Rating: Good 3, Weather: Fine, Rail Position: +5m Entire



Section	Overall	L1600	L1400	L1200	L1000	L800	L600	L400	L200
Section Times	1:50.04[2] (0:14.83)	1:35.21[6] (0:11.79)	1:23.42[5] (0:11.95)	1:11.47[5] (0:12.32)	0:59.15[4] (0:12.16)	0:46.99[4] (0:11.79)	0:35.20[4] (0:11.42)	0:23.78[4] (0:11.48)	0:12.30[1] (0:12.30)
Average Speed [km/h]	48.5	61.1	60.4	58.8	59.2	62.0	64.4	63.1	58.7
Top Speed [km/h]	63.0	62.8	61.0	60.3	60.8	63.7	64.8	64.5	60.9
Avg. Dist. to Rail [m]	3.8	1.0	1.0	2.2	3.6	3.5	4.4	6.6	7.5
Avg. Stride Freq. [Hz]	2.3	2.2	2.2	2.2	2.2	2.3	2.3	2.4	2.3
Avg. Stride Length [m]	5.4	7.6	7.5	7.4	7.4	7.4	7.6	7.7	7.1



[] Ranking at each section and finish
 -:-:- No data available at this section
 NA No data available

Horse/Jockey Name	CHARLESFORT/Felicity Atkinson
Finish Rank	3
Fastest Section Time (Section)	0:11.40 (L600)
Top Speed [km/h] (Section)	65.1 (L800)
Race State	Finished



Morphettville SA - Professional

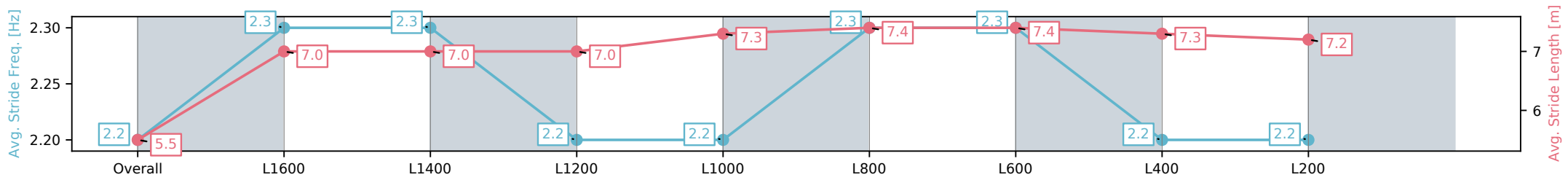
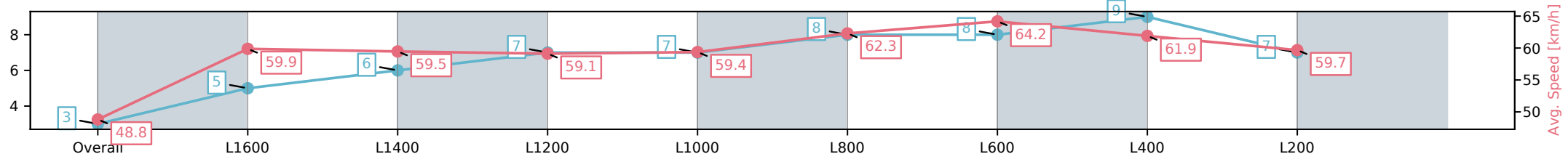
Race 8: SkyCity Handicap - 1800m

08 February 2025 - 4:38PM

Track Rating: Good 3, Weather: Fine, Rail Position: +5m Entire



Section	Overall	L1600	L1400	L1200	L1000	L800	L600	L400	L200
Section Times	1:50.27[3] (0:14.76)	1:35.51[5] (0:12.04)	1:23.47[6] (0:12.22)	1:11.25[7] (0:12.28)	0:58.97[7] (0:12.12)	0:46.85[8] (0:11.69)	0:35.16[8] (0:11.40)	0:23.76[9] (0:11.69)	0:12.07[7] (0:12.07)
Average Speed [km/h]	48.8	59.9	59.5	59.1	59.4	62.3	64.2	61.9	59.7
Top Speed [km/h]	60.7	60.7	60.0	59.5	61.3	64.2	65.1	62.6	62.1
Avg. Dist. to Rail [m]	6.9	3.5	2.8	2.2	2.8	2.6	3.2	5.8	8.2
Avg. Stride Freq. [Hz]	2.2	2.3	2.3	2.2	2.2	2.3	2.3	2.2	2.2
Avg. Stride Length [m]	5.5	7.0	7.0	7.0	7.3	7.4	7.4	7.3	7.2



- [] Ranking at each section and finish
- :-:- No data available at this section
- NA No data available

Horse/Jockey Name	I NEED A DRINK/Rochelle Milnes
Finish Rank	4
Fastest Section Time (Section)	0:11.49 (L1600)
Top Speed [km/h] (Section)	64.1 (Overall)
Race State	Finished



Morphettville SA - Professional

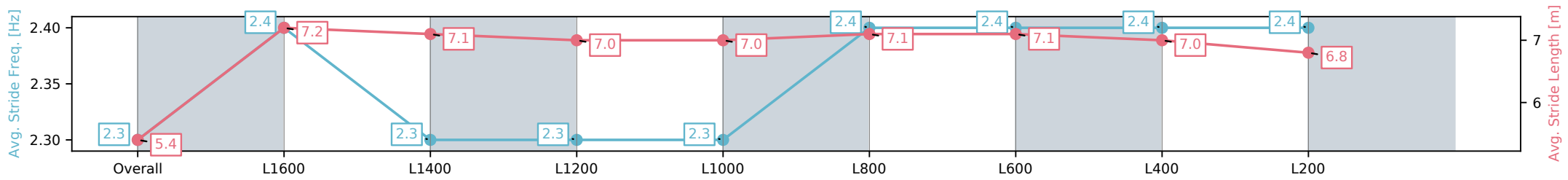
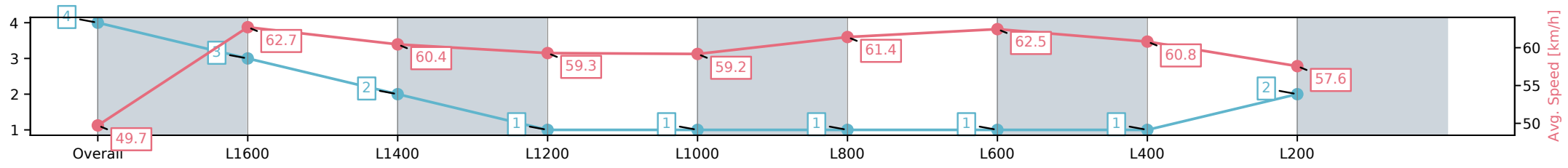
Race 8: SkyCity Handicap - 1800m

08 February 2025 - 4:38PM

Track Rating: Good 3, Weather: Fine, Rail Position: +5m Entire



Section	Overall	L1600	L1400	L1200	L1000	L800	L600	L400	L200
Section Times	1:50.28[4] (0:14.49)	1:35.79[3] (0:11.49)	1:24.30[2] (0:11.96)	1:12.34[1] (0:12.21)	1:00.13[1] (0:12.16)	0:47.97[1] (0:11.87)	0:36.10[1] (0:11.71)	0:24.39[1] (0:11.88)	0:12.51[2] (0:12.51)
Average Speed [km/h]	49.7	62.7	60.4	59.3	59.2	61.4	62.5	60.8	57.6
Top Speed [km/h]	64.1	64.1	61.9	61.9	59.6	62.8	62.8	61.9	59.7
Avg. Dist. to Rail [m]	5.0	1.5	1.1	1.9	2.9	3.0	3.1	3.7	6.4
Avg. Stride Freq. [Hz]	2.3	2.4	2.3	2.3	2.3	2.4	2.4	2.4	2.4
Avg. Stride Length [m]	5.4	7.2	7.1	7.0	7.0	7.1	7.1	7.0	6.8



[] Ranking at each section and finish
 -:-:- No data available at this section
 NA No data available

Horse/Jockey Name	LOMAX/Jason Holder
Finish Rank	5
Fastest Section Time (Section)	0:11.36 (L400)
Top Speed [km/h] (Section)	64.6 (L800)
Race State	Finished



Morphettville SA - Professional

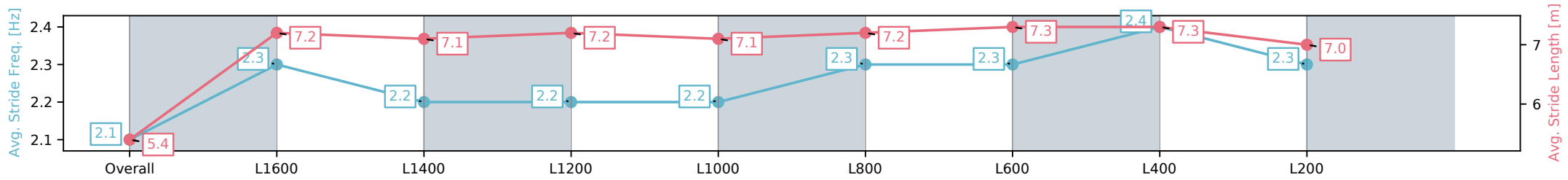
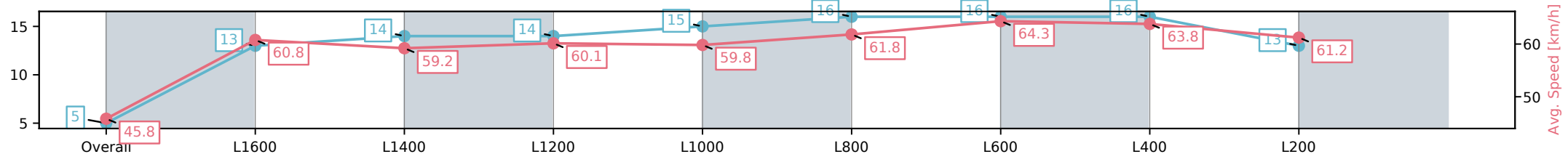
Race 8: SkyCity Handicap - 1800m

08 February 2025 - 4:38PM

Track Rating: Good 3, Weather: Fine, Rail Position: +5m Entire



Section	Overall	L1600	L1400	L1200	L1000	L800	L600	L400	L200
Section Times	1:50.35[5] (0:15.73)	1:34.62[13] (0:11.86)	1:22.76[14] (0:12.32)	1:10.44[14] (0:12.08)	0:58.36[15] (0:12.05)	0:46.31[16] (0:11.80)	0:34.51[16] (0:11.40)	0:23.11[16] (0:11.36)	0:11.75[13] (0:11.75)
Average Speed [km/h]	45.8	60.8	59.2	60.1	59.8	61.8	64.3	63.8	61.2
Top Speed [km/h]	60.1	61.5	60.8	60.8	61.1	64.0	64.6	64.3	63.0
Avg. Dist. to Rail [m]	8.6	3.6	3.2	2.7	3.3	3.5	3.7	5.5	10.3
Avg. Stride Freq. [Hz]	2.1	2.3	2.2	2.2	2.2	2.3	2.3	2.4	2.3
Avg. Stride Length [m]	5.4	7.2	7.1	7.2	7.1	7.2	7.3	7.3	7.0



[] Ranking at each section and finish
 -:-:- No data available at this section
 NA No data available

Horse/Jockey Name	BABY ALEX/Lachlan Neindorf
Finish Rank	6
Fastest Section Time (Section)	0:11.34 (L600)
Top Speed [km/h] (Section)	65.5 (L800)
Race State	Finished



Morphettville SA - Professional

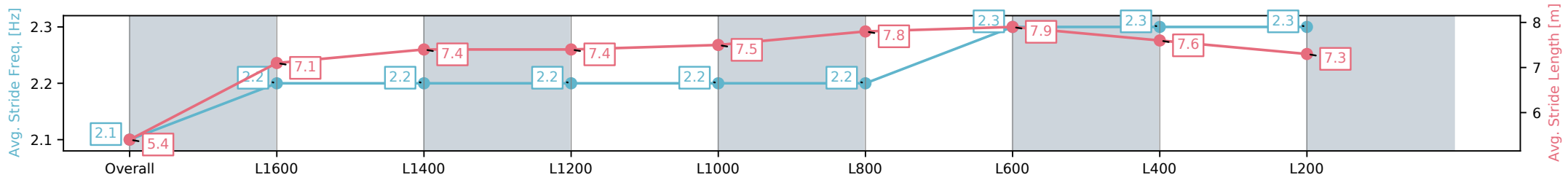
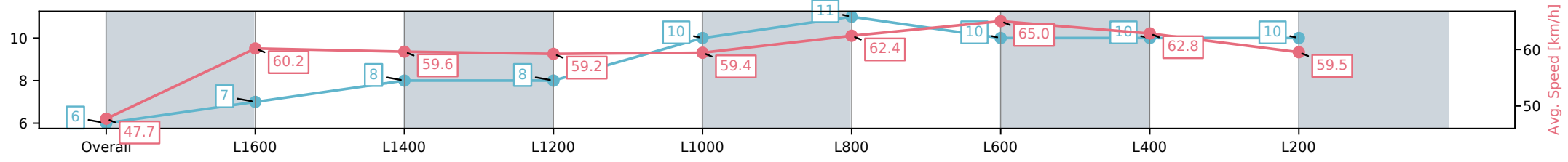
Race 8: SkyCity Handicap - 1800m

08 February 2025 - 4:38PM

Track Rating: Good 3, Weather: Fine, Rail Position: +5m Entire



Section	Overall	L1600	L1400	L1200	L1000	L800	L600	L400	L200
Section Times	1:50.40[6] (0:15.10)	1:35.30[7] (0:11.95)	1:23.35[8] (0:12.24)	1:11.11[8] (0:12.30)	0:58.81[10] (0:12.12)	0:46.69[11] (0:11.69)	0:35.00[10] (0:11.34)	0:23.66[10] (0:11.56)	0:12.09[10] (0:12.09)
Average Speed [km/h]	47.7	60.2	59.6	59.2	59.4	62.4	65.0	62.8	59.5
Top Speed [km/h]	60.6	61.0	60.7	60.2	61.3	64.7	65.5	64.6	61.1
Avg. Dist. to Rail [m]	3.2	3.6	3.3	3.4	4.3	3.5	4.8	8.7	12.0
Avg. Stride Freq. [Hz]	2.1	2.2	2.2	2.2	2.2	2.2	2.3	2.3	2.3
Avg. Stride Length [m]	5.4	7.1	7.4	7.4	7.5	7.8	7.9	7.6	7.3



[] Ranking at each section and finish
 -:-:- No data available at this section
 NA No data available

Horse/Jockey Name	DUAL FUEL/Margaret Collett
Finish Rank	7
Fastest Section Time (Section)	0:11.41 (L600)
Top Speed [km/h] (Section)	64.3 (L800)
Race State	Finished



Morphettville SA - Professional

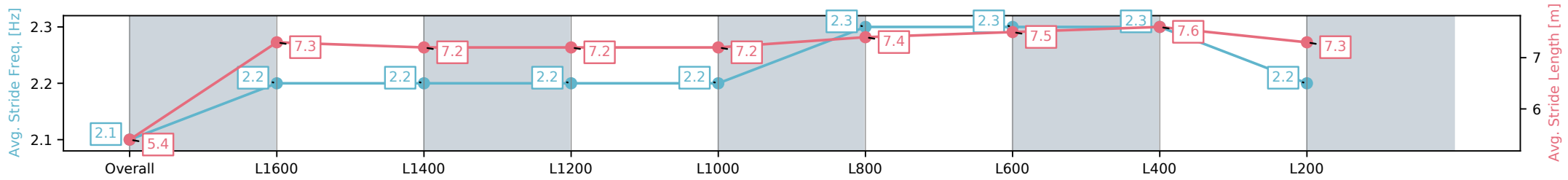
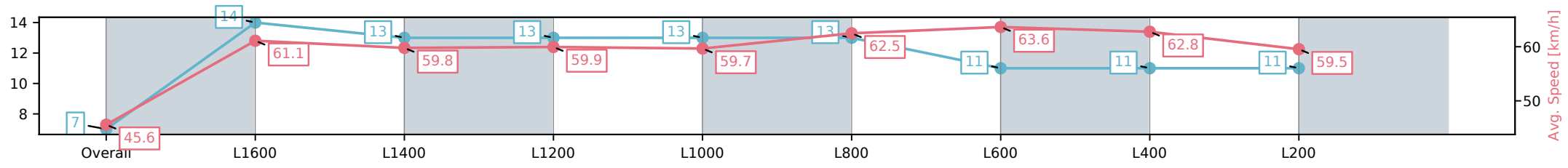
Race 8: SkyCity Handicap - 1800m

08 February 2025 - 4:38PM

Track Rating: Good 3, Weather: Fine, Rail Position: +5m Entire



Section	Overall	L1600	L1400	L1200	L1000	L800	L600	L400	L200
Section Times	1:50.44[7] (0:15.80)	1:34.64[14] (0:11.79)	1:22.85[13] (0:12.11)	1:10.74[13] (0:12.08)	0:58.66[13] (0:12.05)	0:46.61[13] (0:11.57)	0:35.03[11] (0:11.41)	0:23.62[11] (0:11.52)	0:12.10[11] (0:12.10)
Average Speed [km/h]	45.6	61.1	59.8	59.9	59.7	62.5	63.6	62.8	59.5
Top Speed [km/h]	59.1	61.7	61.2	60.9	61.4	64.1	64.3	63.6	61.6
Avg. Dist. to Rail [m]	4.4	1.9	1.7	1.3	1.7	1.0	1.8	5.0	7.7
Avg. Stride Freq. [Hz]	2.1	2.2	2.2	2.2	2.2	2.3	2.3	2.3	2.2
Avg. Stride Length [m]	5.4	7.3	7.2	7.2	7.2	7.4	7.5	7.6	7.3



- [] Ranking at each section and finish
- :-:- No data available at this section
- NA No data available

Horse/Jockey Name	PERSIAN EMPIRE/Justin Potter
Finish Rank	8
Fastest Section Time (Section)	0:11.37 (L600)
Top Speed [km/h] (Section)	67.5 (L800)
Race State	Finished



Morphettville SA - Professional

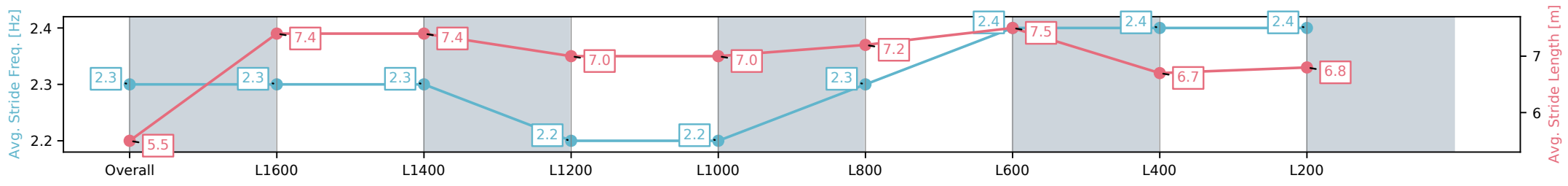
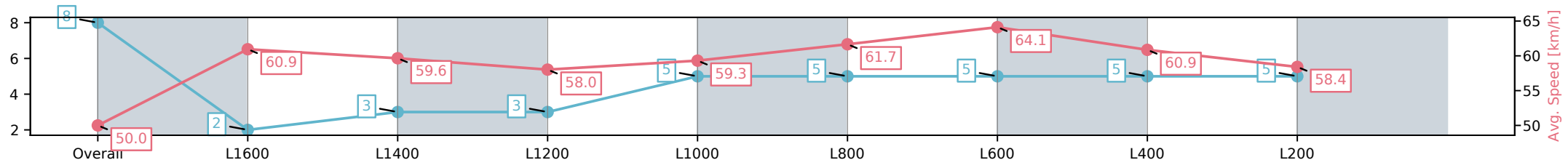
Race 8: SkyCity Handicap - 1800m

08 February 2025 - 4:38PM

Track Rating: Good 3, Weather: Fine, Rail Position: +5m Entire



Section	Overall	L1600	L1400	L1200	L1000	L800	L600	L400	L200
Section Times	1:50.47[8] (0:14.42)	1:36.05[2] (0:11.81)	1:24.24[3] (0:12.19)	1:12.05[3] (0:12.51)	0:59.54[5] (0:12.16)	0:47.38[5] (0:11.80)	0:35.58[5] (0:11.37)	0:24.21[5] (0:11.89)	0:12.32[5] (0:12.32)
Average Speed [km/h]	50.0	60.9	59.6	58.0	59.3	61.7	64.1	60.9	58.4
Top Speed [km/h]	63.8	63.1	60.5	60.5	60.8	63.5	67.5	63.1	60.7
Avg. Dist. to Rail [m]	8.9	2.9	2.3	2.5	2.9	2.8	2.7	2.8	4.1
Avg. Stride Freq. [Hz]	2.3	2.3	2.3	2.2	2.2	2.3	2.4	2.4	2.4
Avg. Stride Length [m]	5.5	7.4	7.4	7.0	7.0	7.2	7.5	6.7	6.8



[] Ranking at each section and finish
 -:-:- No data available at this section
 NA No data available

Horse/Jockey Name	MARCOLT/Kayla Crowther
Finish Rank	9
Fastest Section Time (Section)	0:11.36 (L600)
Top Speed [km/h] (Section)	65.3 (L800)
Race State	Finished



Morphettville SA - Professional

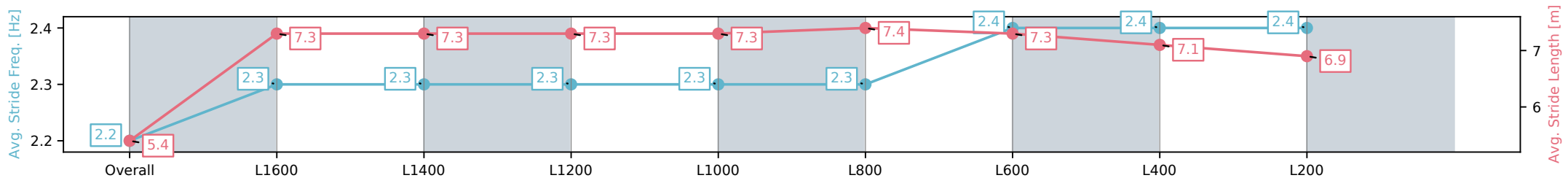
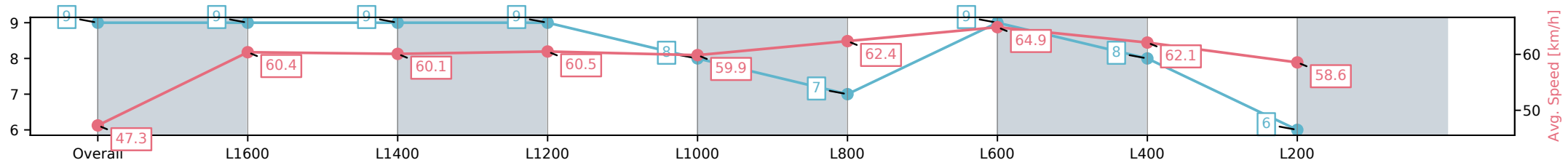
Race 8: SkyCity Handicap - 1800m

08 February 2025 - 4:38PM

Track Rating: Good 3, Weather: Fine, Rail Position: +5m Entire



Section	Overall	L1600	L1400	L1200	L1000	L800	L600	L400	L200
Section Times	1:50.48[9] (0:15.24)	1:35.24[9] (0:11.92)	1:23.32[9] (0:12.15)	1:11.17[9] (0:12.03)	0:59.14[8] (0:12.06)	0:47.08[7] (0:11.72)	0:35.36[9] (0:11.36)	0:24.00[8] (0:11.71)	0:12.29[6] (0:12.28)
Average Speed [km/h]	47.3	60.4	60.1	60.5	59.9	62.4	64.9	62.1	58.6
Top Speed [km/h]	60.2	61.0	60.5	61.2	61.2	64.6	65.3	64.3	60.7
Avg. Dist. to Rail [m]	7.9	4.2	3.5	3.4	4.0	4.0	4.8	7.7	9.5
Avg. Stride Freq. [Hz]	2.2	2.3	2.3	2.3	2.3	2.3	2.4	2.4	2.4
Avg. Stride Length [m]	5.4	7.3	7.3	7.3	7.3	7.3	7.4	7.3	6.9



[] Ranking at each section and finish
 -:-:- No data available at this section
 NA No data available

Horse/Jockey Name	HE'S MAVERICK/Stacey Metcalfe
Finish Rank	10
Fastest Section Time (Section)	0:11.55 (L1600)
Top Speed [km/h] (Section)	64.3 (Overall)
Race State	Finished



Morphettville SA - Professional

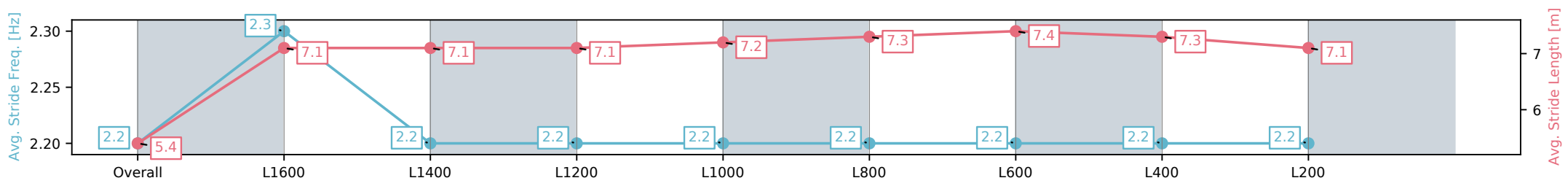
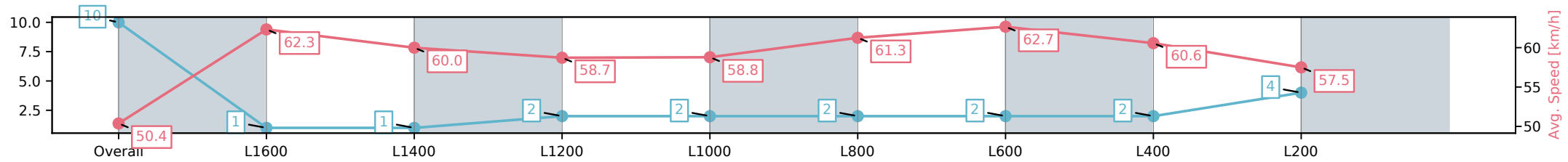
Race 8: SkyCity Handicap - 1800m

08 February 2025 - 4:38PM

Track Rating: Good 3, Weather: Fine, Rail Position: +5m Entire



Section	Overall	L1600	L1400	L1200	L1000	L800	L600	L400	L200
Section Times	1:50.55[10] (0:14.33)	1:36.22[1] (0:11.55)	1:24.67[1] (0:12.15)	1:12.52[2] (0:12.37)	1:00.15[2] (0:12.25)	0:47.90[2] (0:11.86)	0:36.04[2] (0:11.57)	0:24.46[2] (0:11.93)	0:12.53[4] (0:12.53)
Average Speed [km/h]	50.4	62.3	60.0	58.7	58.8	61.3	62.7	60.6	57.5
Top Speed [km/h]	64.3	63.8	60.8	59.8	59.6	62.4	63.2	61.7	59.0
Avg. Dist. to Rail [m]	11.7	4.3	3.2	2.2	2.7	2.2	1.9	3.4	4.9
Avg. Stride Freq. [Hz]	2.2	2.3	2.2	2.2	2.2	2.2	2.2	2.2	2.2
Avg. Stride Length [m]	5.4	7.1	7.1	7.1	7.2	7.3	7.4	7.3	7.1



[] Ranking at each section and finish
 -:-:- No data available at this section
 NA No data available

Horse/Jockey Name	RABTAT/Todd Pannell
Finish Rank	11
Fastest Section Time (Section)	0:11.34 (L600)
Top Speed [km/h] (Section)	65.2 (L800)
Race State	Finished



Morphettville SA - Professional

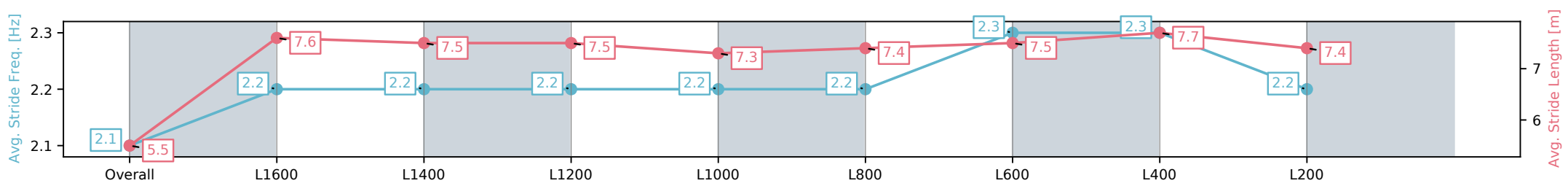
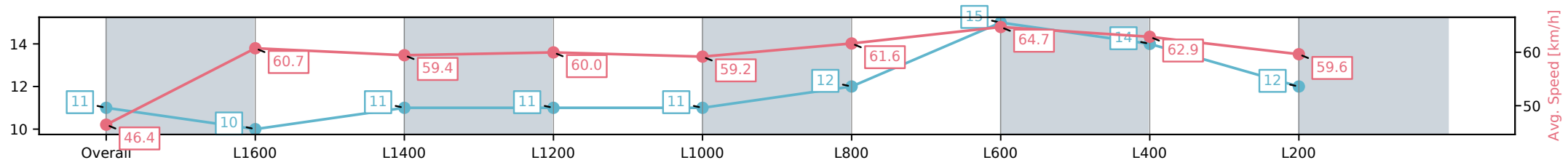
Race 8: SkyCity Handicap - 1800m

08 February 2025 - 4:38PM

Track Rating: Good 3, Weather: Fine, Rail Position: +5m Entire



Section	Overall	L1600	L1400	L1200	L1000	L800	L600	L400	L200
Section Times	1:50.59[11] (0:15.52)	1:35.07[10] (0:11.85)	1:23.22[11] (0:12.18)	1:11.04[11] (0:12.09)	0:58.95[11] (0:12.16)	0:46.79[12] (0:11.84)	0:34.95[15] (0:11.34)	0:23.61[14] (0:11.52)	0:12.09[12] (0:12.09)
Average Speed [km/h]	46.4	60.7	59.4	60.0	59.2	61.6	64.7	62.9	59.6
Top Speed [km/h]	60.7	61.6	60.2	60.4	60.7	64.2	65.2	64.0	61.8
Avg. Dist. to Rail [m]	3.6	2.1	1.5	2.2	3.7	3.4	3.7	8.3	13.5
Avg. Stride Freq. [Hz]	2.1	2.2	2.2	2.2	2.2	2.2	2.3	2.3	2.2
Avg. Stride Length [m]	5.5	7.6	7.5	7.5	7.5	7.3	7.4	7.5	7.4



[] Ranking at each section and finish
 -:-:- No data available at this section
 NA No data available

Horse/Jockey Name	MASTER AT ARMS/Taylor Johnstone
Finish Rank	12
Fastest Section Time (Section)	0:11.49 (L600)
Top Speed [km/h] (Section)	63.5 (L800)
Race State	Finished



Morphettville SA - Professional

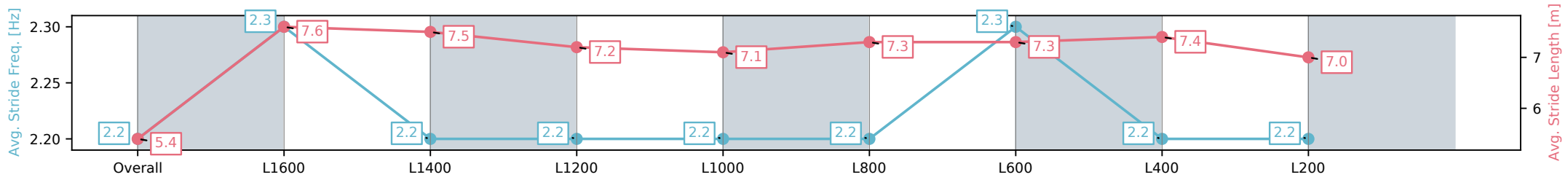
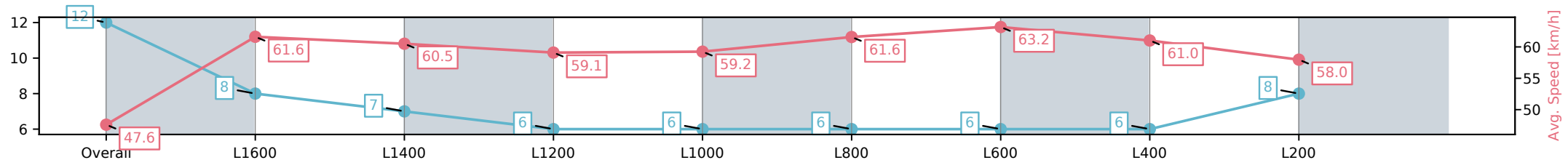
Race 8: SkyCity Handicap - 1800m

08 February 2025 - 4:38PM

Track Rating: Good 3, Weather: Fine, Rail Position: +5m Entire



Section	Overall	L1600	L1400	L1200	L1000	L800	L600	L400	L200
Section Times	1:50.64[12] (0:15.14)	1:35.50[8] (0:11.69)	1:23.81[7] (0:11.93)	1:11.88[6] (0:12.25)	0:59.63[6] (0:12.16)	0:47.47[6] (0:11.73)	0:35.74[6] (0:11.49)	0:24.25[6] (0:11.82)	0:12.43[8] (0:12.43)
Average Speed [km/h]	47.6	61.6	60.5	59.1	59.2	61.6	63.2	61.0	58.0
Top Speed [km/h]	61.9	62.6	61.1	60.4	60.7	62.6	63.5	62.8	60.1
Avg. Dist. to Rail [m]	1.5	1.2	0.9	1.5	1.5	1.2	1.2	3.4	6.9
Avg. Stride Freq. [Hz]	2.2	2.3	2.2	2.2	2.2	2.2	2.3	2.2	2.2
Avg. Stride Length [m]	5.4	7.6	7.5	7.2	7.1	7.3	7.3	7.4	7.0



[] Ranking at each section and finish
 -:-:- No data available at this section
 NA No data available

Horse/Jockey Name	SAN LUCIDO/Alan Lai
Finish Rank	13
Fastest Section Time (Section)	0:11.54 (L600)
Top Speed [km/h] (Section)	64.6 (L800)
Race State	Finished



Morphettville SA - Professional

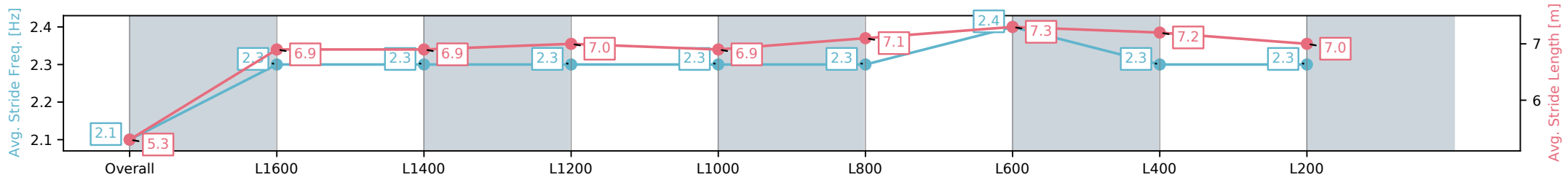
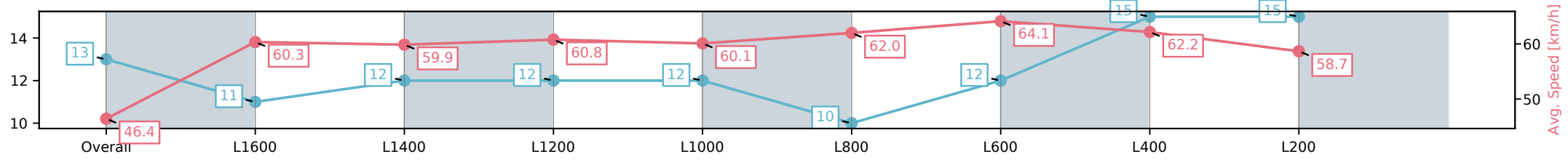
Race 8: SkyCity Handicap - 1800m

08 February 2025 - 4:38PM

Track Rating: Good 3, Weather: Fine, Rail Position: +5m Entire



Section	Overall	L1600	L1400	L1200	L1000	L800	L600	L400	L200
Section Times	1:50.96[13] (0:15.52)	1:35.44[11] (0:11.95)	1:23.49[12] (0:12.20)	1:11.29[12] (0:12.01)	0:59.28[12] (0:11.96)	0:47.32[10] (0:11.84)	0:35.48[12] (0:11.54)	0:23.94[15] (0:11.69)	0:12.25[15] (0:12.25)
Average Speed [km/h]	46.4	60.3	59.9	60.8	60.1	62.0	64.1	62.2	58.7
Top Speed [km/h]	59.9	60.6	60.7	61.3	60.9	64.1	64.6	63.9	60.8
Avg. Dist. to Rail [m]	8.7	4.6	3.7	3.6	4.6	4.3	5.4	9.7	14.6
Avg. Stride Freq. [Hz]	2.1	2.3	2.3	2.3	2.3	2.3	2.4	2.3	2.3
Avg. Stride Length [m]	5.3	6.9	6.9	7.0	6.9	7.1	7.3	7.2	7.0



[] Ranking at each section and finish
 -:-:- No data available at this section
 NA No data available

Horse/Jockey Name	ENLIST/Jacob Opperman
Finish Rank	14
Fastest Section Time (Section)	0:11.38 (L600)
Top Speed [km/h] (Section)	65.7 (L800)
Race State	Finished



Morphettville SA - Professional

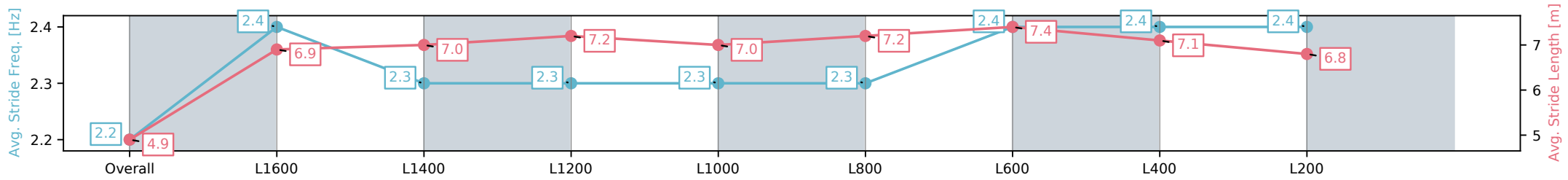
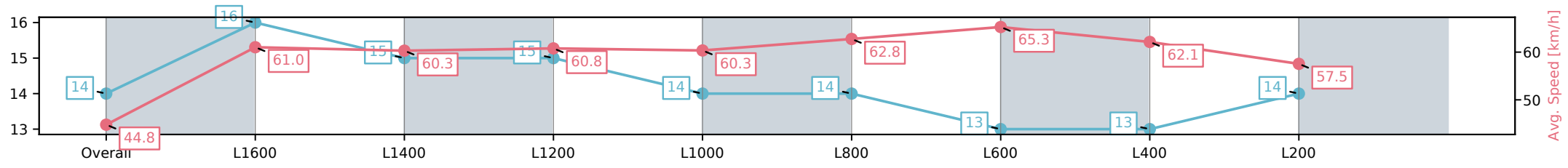
Race 8: SkyCity Handicap - 1800m

08 February 2025 - 4:38PM

Track Rating: Good 3, Weather: Fine, Rail Position: +5m Entire



Section	Overall	L1600	L1400	L1200	L1000	L800	L600	L400	L200
Section Times	1:51.20[14] (0:16.03)	1:35.17[16] (0:11.80)	1:23.37[15] (0:12.13)	1:11.24[15] (0:12.01)	0:59.23[14] (0:11.93)	0:47.30[14] (0:11.70)	0:35.60[13] (0:11.38)	0:24.22[13] (0:11.71)	0:12.51[14] (0:12.51)
Average Speed [km/h]	44.8	61.0	60.3	60.8	60.3	62.8	65.3	62.1	57.5
Top Speed [km/h]	56.7	62.7	61.1	61.4	61.0	65.3	65.7	64.5	61.0
Avg. Dist. to Rail [m]	7.3	4.3	4.2	3.7	4.6	4.8	6.1	10.7	15.4
Avg. Stride Freq. [Hz]	2.2	2.4	2.3	2.3	2.3	2.3	2.4	2.4	2.4
Avg. Stride Length [m]	4.9	6.9	7.0	7.2	7.0	7.2	7.4	7.1	6.8



[] Ranking at each section and finish
 -:-:- No data available at this section
 NA No data available

Horse/Jockey Name	COURS VITE/Teagan Voorham
Finish Rank	15
Fastest Section Time (Section)	0:11.57 (L600)
Top Speed [km/h] (Section)	62.8 (L800)
Race State	Finished



Morphettville SA - Professional

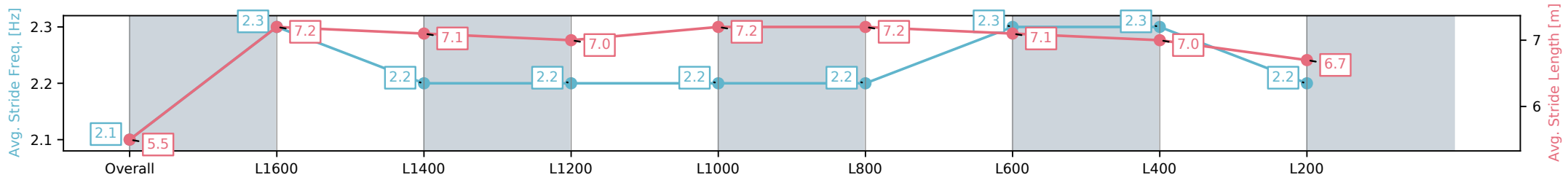
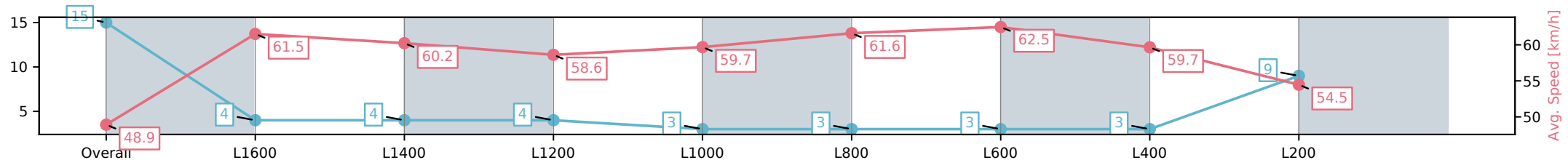
Race 8: SkyCity Handicap - 1800m

08 February 2025 - 4:38PM

Track Rating: Good 3, Weather: Fine, Rail Position: +5m Entire



Section	Overall	L1600	L1400	L1200	L1000	L800	L600	L400	L200
Section Times	1:51.44[15] (0:14.74)	1:36.70[4] (0:11.72)	1:24.98[4] (0:11.97)	1:13.01[4] (0:12.32)	1:00.69[3] (0:12.08)	0:48.61[3] (0:11.72)	0:36.89[3] (0:11.57)	0:25.31[3] (0:12.10)	0:13.21[9] (0:13.21)
Average Speed [km/h]	48.9	61.5	60.2	58.6	59.7	61.6	62.5	59.7	54.5
Top Speed [km/h]	62.2	62.4	60.8	61.3	61.0	62.7	62.8	61.7	57.5
Avg. Dist. to Rail [m]	3.4	0.7	0.7	1.2	1.8	1.2	0.9	1.9	3.8
Avg. Stride Freq. [Hz]	2.1	2.3	2.2	2.2	2.2	2.2	2.3	2.3	2.2
Avg. Stride Length [m]	5.5	7.2	7.1	7.0	7.2	7.2	7.1	7.0	6.7



[] Ranking at each section and finish
 -:-:- No data available at this section
 NA No data available

Horse/Jockey Name	DEFICIT/Alana Livesey
Finish Rank	16
Fastest Section Time (Section)	0:11.31 (L600)
Top Speed [km/h] (Section)	64.4 (L800)
Race State	Finished



Morphettville SA - Professional

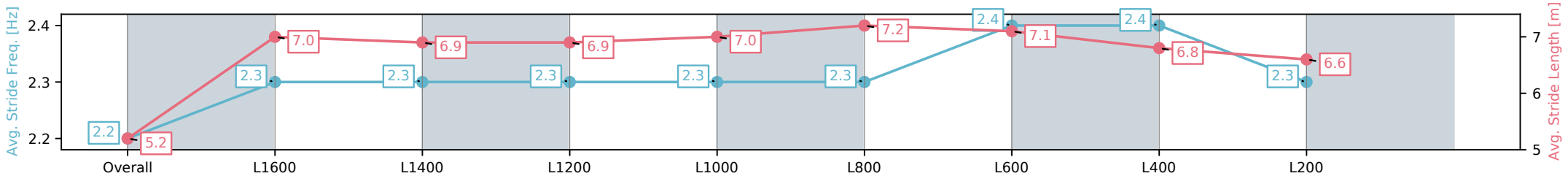
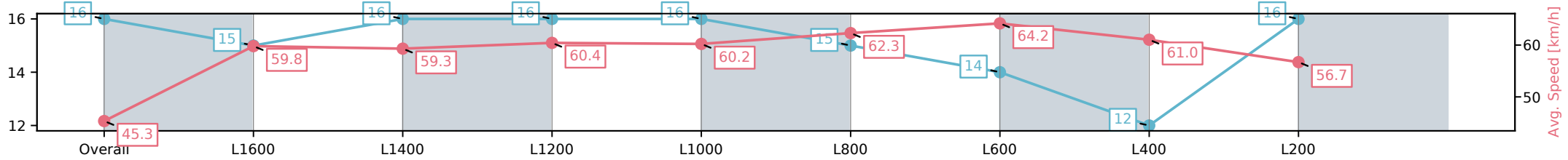
Race 8: SkyCity Handicap - 1800m

08 February 2025 - 4:38PM

Track Rating: Good 3, Weather: Fine, Rail Position: +5m Entire



Section	Overall	L1600	L1400	L1200	L1000	L800	L600	L400	L200
Section Times	1:51.46[16] (0:15.92)	1:35.54[15] (0:12.03)	1:23.51[16] (0:12.18)	1:11.33[16] (0:11.92)	0:59.41[16] (0:11.95)	0:47.46[15] (0:11.61)	0:35.85[14] (0:11.31)	0:24.54[12] (0:11.81)	0:12.73[16] (0:12.73)
Average Speed [km/h]	45.3	59.8	59.3	60.4	60.2	62.3	64.2	61.0	56.7
Top Speed [km/h]	55.6	61.7	60.9	61.0	61.8	64.1	64.4	63.7	59.4
Avg. Dist. to Rail [m]	9.9	3.1	1.4	0.3	0.9	1.0	1.8	2.0	2.6
Avg. Stride Freq. [Hz]	2.2	2.3	2.3	2.3	2.3	2.3	2.4	2.4	2.3
Avg. Stride Length [m]	5.2	7.0	6.9	6.9	7.0	7.2	7.1	6.8	6.6



[] Ranking at each section and finish
 -:-:- No data available at this section
 NA No data available