



RACINGSA

Morphettville SA

Race 7: Sportsbet Premier's Plate - 2000m

08 February 2025 - 3:59PM



Morphettville

Track Rating: Good 3, Weather: Fine, Rail Position: +5m Entire

Section Field Times							Overall	L1800	L1600	L1400	L1200	L1000		
							2:03.70 (0:15.72)	1:47.98 (0:11.76)	1:36.22 (0:12.04)	1:24.18 (0:12.60)	1:11.57 (0:12.65)	0:58.93 (0:12.15)		
Position	#	Horse/Jockey	Barrier	Top Speed [km/h]	Fastest Section	First 400m							Distance Travelled From Winner [m]	
1	4	WILD IMAGINATION Alana Livesey	8	63.8 800-600	0:11.43 600-400	0:27.47	2:03.70 (0:15.72)	1:47.98 [1] (0:11.75)	1:36.23 [1] (0:12.05)	1:24.18 [1] (0:12.60)	1:11.58 [1] (0:12.64)	0:58.94 [1] (0:12.15)		
2	5	SILENT SURRENTE Rochelle Milnes	6	65.3 800-600	0:11.27 400-200	0:28.69	2:03.81 (0:16.48)	1:47.33 [8] (0:12.21)	1:35.12 [8] (0:11.87)	1:23.25 [8] (0:12.57)	1:10.67 [8] (0:12.54)	0:58.13 [8] (0:11.99)	+7	
3	3	BELTORO Manoel Nunes	2	66.3 800-600	0:11.19 600-400	0:28.55	2:03.86 (0:16.48)	1:47.38 [7] (0:12.07)	1:35.31 [7] (0:11.80)	1:23.51 [6] (0:12.74)	1:10.77 [7] (0:12.56)	0:58.20 [7] (0:12.08)	+9	
4	6	SEBONNA Justin Potter	7	65.2 600-400	0:11.31 600-400	0:28.02	2:03.95 (0:15.96)	1:47.99 [3] (0:12.06)	1:35.93 [4] (0:11.95)	1:23.98 [4] (0:12.67)	1:11.31 [4] (0:12.63)	0:58.68 [4] (0:12.11)	+0	
5	10	SENTIMENTAL FLAME Kayla Crowther	10	64.4 800-600	0:11.33 600-400	0:27.59	2:04.13 (0:16.02)	1:48.11 [4] (0:11.56)	1:36.54 [2] (0:12.04)	1:24.50 [2] (0:12.70)	1:11.80 [2] (0:12.62)	0:59.18 [2] (0:12.15)	+6	
6	1	THE MAP Jake Toeroek	5	67.0 800-600	0:11.12 600-400	0:28.86	2:04.23 (0:16.74)	1:47.49 [10] (0:12.12)	1:35.37 [10] (0:11.95)	1:23.42 [10] (0:12.57)	1:10.84 [9] (0:12.49)	0:58.35 [9] (0:12.03)	+8	
7	8	DIVINE FIRE Emily Finnegan	9	64.9 800-600	0:11.36 600-400	0:27.90	2:04.81 (0:15.86)	1:48.95 [2] (0:12.04)	1:36.91 [3] (0:11.94)	1:24.97 [3] (0:12.70)	1:12.27 [3] (0:12.63)	0:59.64 [3] (0:12.12)	+7	
8	2	HASTA LA WAR Teagan Voorham	1	64.2 800-600	0:11.48 600-400	0:28.77	2:05.17 (0:16.59)	1:48.58 [9] (0:12.18)	1:36.40 [9] (0:11.91)	1:24.49 [9] (0:12.79)	1:11.70 [10] (0:12.53)	0:59.17 [10] (0:12.03)	+4	
9	7	STORMSARRIVED Margaret Collett	3	65.8 800-600	0:11.42 600-400	0:28.21	2:05.26 (0:16.12)	1:49.14 [5] (0:12.09)	1:37.05 [5] (0:11.93)	1:25.12 [5] (0:12.81)	1:12.31 [5] (0:12.56)	0:59.74 [5] (0:12.07)	+4	
10	9	MAGNETIC EDGE Ben Price	4	63.5 1000-800	0:11.60 600-400	0:28.46	2:05.40 (0:16.20)	1:49.20 [6] (0:12.26)	1:36.94 [6] (0:11.93)	1:25.01 [7] (0:12.67)	1:12.34 [6] (0:12.53)	0:59.81 [6] (0:12.14)	+1	

- [] Position in running at each section and finish
- #: Saddle cloth number
- No data available at this section
- DNF Did not finish
- NA No data available
- DNT Did not track
- █ Background shading for fastest section



RACINGSA

Morphettville SA

Race 7: Sportsbet Premier's Plate - 2000m

08 February 2025 - 3:59PM



Morphettville

Track Rating: Good 3, Weather: Fine, Rail Position: +5m Entire

Section Field Times

L800	L600	L400	L200
0:46.78	0:35.06	0:23.63	0:12.11
(0:11.73)	(0:11.43)	(0:11.52)	(0:12.11)

Position	#	Horse/Jockey	Barrier	Top Speed [km/h]	Fastest Section	First 400m	L800	L600	L400	L200	Margin	Distance Travelled From Winner [m]
1	4	WILD IMAGINATION Alana Livesey	8	63.8 800-600	0:11.43 600-400	0:27.47	0:46.79 [1] (0:11.73)	0:35.06 [1] (0:11.43)	0:23.63 [1] (0:11.52)	0:12.11 [1] (0:12.11)	2:03.70	
2	5	SILENT SURRENTE Rochelle Milnes	6	65.3 800-600	0:11.27 400-200	0:28.69	0:46.14 [6] (0:11.74)	0:34.40 [7] (0:11.34)	0:23.06 [8] (0:11.27)	0:11.79 [6] (0:11.79)	0.69L	+7
3	3	BELTORO Manoel Nunes	2	66.3 800-600	0:11.19 600-400	0:28.55	0:46.12 [8] (0:11.56)	0:34.55 [6] (0:11.19)	0:23.36 [5] (0:11.32)	0:12.04 [4] (0:12.04)	0.99L	+9
4	6	SEBONNA Justin Potter	7	65.2 600-400	0:11.31 600-400	0:28.02	0:46.57 [4] (0:11.62)	0:34.95 [4] (0:11.31)	0:23.64 [4] (0:11.40)	0:12.24 [3] (0:12.24)	1.58L	+0
5	10	SENTIMENTAL FLAME Kayla Crowther	10	64.4 800-600	0:11.33 600-400	0:27.59	0:47.03 [2] (0:11.70)	0:35.33 [2] (0:11.33)	0:24.00 [2] (0:11.56)	0:12.43 [2] (0:12.43)	2.73L	+6
6	1	THE MAP Jake Toeroek	5	67.0 800-600	0:11.12 600-400	0:28.86	0:46.32 [9] (0:11.68)	0:34.64 [9] (0:11.12)	0:23.52 [7] (0:11.38)	0:12.14 [7] (0:12.14)	3.39L	+8
7	8	DIVINE FIRE Emily Finnegan	9	64.9 800-600	0:11.36 600-400	0:27.90	0:47.52 [3] (0:11.65)	0:35.87 [3] (0:11.36)	0:24.51 [3] (0:11.66)	0:12.85 [5] (0:12.85)	7.04L	+7
8	2	HASTA LA WAR Teagan Voorham	1	64.2 800-600	0:11.48 600-400	0:28.77	0:47.14 [10] (0:11.77)	0:35.37 [10] (0:11.48)	0:23.89 [10] (0:11.59)	0:12.30 [9] (0:12.30)	9.36L	+4
9	7	STORMSARRIVED Margaret Collett	3	65.8 800-600	0:11.42 600-400	0:28.21	0:47.67 [5] (0:11.69)	0:35.98 [5] (0:11.42)	0:24.56 [6] (0:11.90)	0:12.66 [8] (0:12.66)	9.9L	+4
10	9	MAGNETIC EDGE Ben Price	4	63.5 1000-800	0:11.60 600-400	0:28.46	0:47.67 [7] (0:11.69)	0:35.98 [8] (0:11.60)	0:24.38 [9] (0:11.94)	0:12.44 [10] (0:12.44)	10.8L	+1

- [] Position in running at each section and finish
- #: Saddle cloth number
- : No data available at this section
- DNF: Did not finish
- NA: No data available
- DNT: Did not track
- █: Background shading for fastest section

Horse/Jockey Name	WILD IMAGINATION/Alana Livesey
Finish Rank	1
Fastest Section Time (Section)	0:11.43 (L600)
Top Speed [km/h] (Section)	63.8 (L800)
Race State	Finished



Morphettville SA - Professional

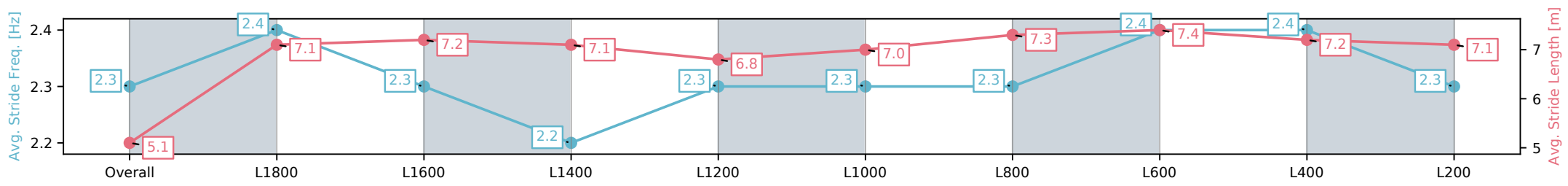
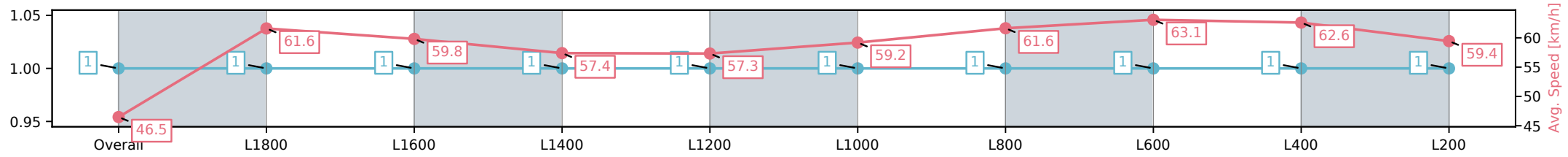
Race 7: Sportsbet Premier's Plate - 2000m

08 February 2025 - 3:59PM

Track Rating: Good 3, Weather: Fine, Rail Position: +5m Entire



Section	Overall	L1800	L1600	L1400	L1200	L1000	L800	L600	L400	L200
Section Times	2:03.70[1] (0:15.72)	1:47.98[1] (0:11.75)	1:36.23[1] (0:12.05)	1:24.18[1] (0:12.60)	1:11.58[1] (0:12.64)	0:58.94[1] (0:12.15)	0:46.79[1] (0:11.73)	0:35.06[1] (0:11.43)	0:23.63[1] (0:11.52)	0:12.11[1] (0:12.11)
Average Speed [km/h]	46.5	61.6	59.8	57.4	57.3	59.2	61.6	63.1	62.6	59.4
Top Speed [km/h]	62.3	62.7	62.1	58.3	58.0	60.1	63.1	63.8	63.3	61.6
Avg. Dist. to Rail [m]	11.4	2.0	1.9	1.7	1.3	2.1	1.0	0.5	1.4	1.9
Avg. Stride Freq. [Hz]	2.3	2.4	2.3	2.2	2.3	2.3	2.3	2.4	2.4	2.3
Avg. Stride Length [m]	5.1	7.1	7.2	7.1	6.8	7.0	7.3	7.4	7.2	7.1



[] Ranking at each section and finish
 -:-:- No data available at this section
 NA No data available

Horse/Jockey Name	SILENT SURRENTE/Rochelle Milnes
Finish Rank	2
Fastest Section Time (Section)	0:11.27 (L400)
Top Speed [km/h] (Section)	65.3 (L800)
Race State	Finished



Morphettville SA - Professional

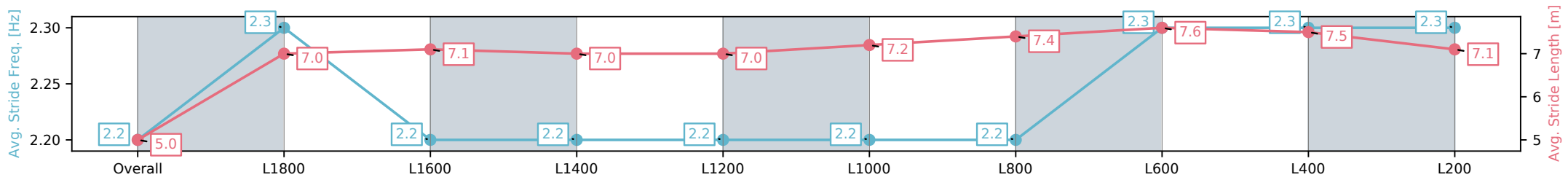
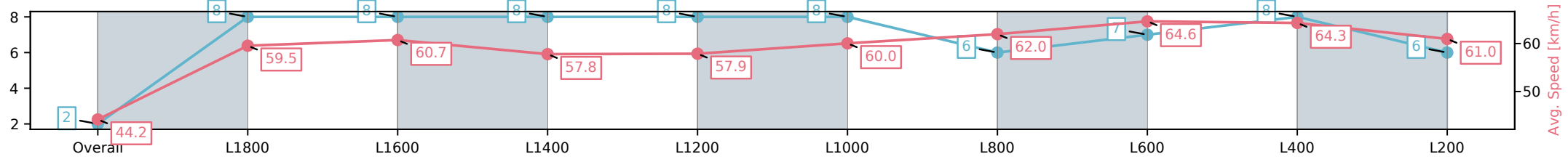
Race 7: Sportsbet Premier's Plate - 2000m

08 February 2025 - 3:59PM

Track Rating: Good 3, Weather: Fine, Rail Position: +5m Entire



Section	Overall	L1800	L1600	L1400	L1200	L1000	L800	L600	L400	L200
Section Times	2:03.81[2] (0:16.48)	1:47.33[8] (0:12.21)	1:35.12[8] (0:11.87)	1:23.25[8] (0:12.57)	1:10.67[8] (0:12.54)	0:58.13[8] (0:11.99)	0:46.14[6] (0:11.74)	0:34.40[7] (0:11.34)	0:23.06[8] (0:11.27)	0:11.79[6] (0:11.79)
Average Speed [km/h]	44.2	59.5	60.7	57.8	57.9	60.0	62.0	64.6	64.3	61.0
Top Speed [km/h]	61.4	61.4	61.4	61.2	58.7	62.4	64.6	65.3	65.0	63.2
Avg. Dist. to Rail [m]	10.0	3.6	3.6	2.7	2.0	2.8	2.9	3.4	5.6	10.5
Avg. Stride Freq. [Hz]	2.2	2.3	2.2	2.2	2.2	2.2	2.2	2.2	2.3	2.3
Avg. Stride Length [m]	5.0	7.0	7.1	7.0	7.0	7.2	7.4	7.6	7.5	7.1



[] Ranking at each section and finish
 -:-:- No data available at this section
 NA No data available

Horse/Jockey Name	BELTORO/Manoel Nunes
Finish Rank	3
Fastest Section Time (Section)	0:11.19 (L600)
Top Speed [km/h] (Section)	66.3 (L800)
Race State	Finished



Morphettville SA - Professional

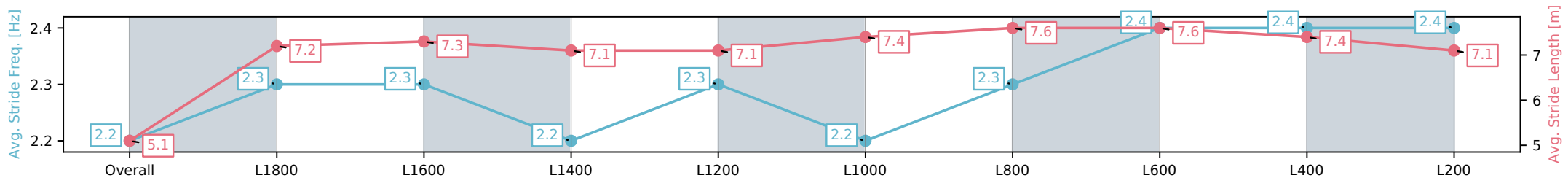
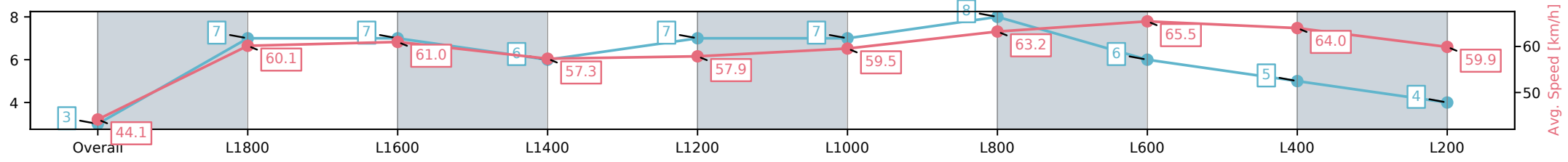
Race 7: Sportsbet Premier's Plate - 2000m

08 February 2025 - 3:59PM

Track Rating: Good 3, Weather: Fine, Rail Position: +5m Entire



Section	Overall	L1800	L1600	L1400	L1200	L1000	L800	L600	L400	L200
Section Times	2:03.86[3] (0:16.48)	1:47.38[7] (0:12.07)	1:35.31[7] (0:11.80)	1:23.51[6] (0:12.74)	1:10.77[7] (0:12.56)	0:58.20[7] (0:12.08)	0:46.12[8] (0:11.56)	0:34.55[6] (0:11.19)	0:23.36[5] (0:11.32)	0:12.04[4] (0:12.04)
Average Speed [km/h]	44.1	60.1	61.0	57.3	57.9	59.5	63.2	65.5	64.0	59.9
Top Speed [km/h]	61.2	61.6	62.0	60.5	58.4	61.0	65.6	66.3	65.6	62.7
Avg. Dist. to Rail [m]	8.0	3.2	4.0	3.7	2.7	3.6	3.6	3.6	6.5	10.1
Avg. Stride Freq. [Hz]	2.2	2.3	2.3	2.2	2.3	2.2	2.3	2.4	2.4	2.4
Avg. Stride Length [m]	5.1	7.2	7.3	7.1	7.1	7.4	7.6	7.6	7.4	7.1



[] Ranking at each section and finish
 -:-:- No data available at this section
 NA No data available

Horse/Jockey Name	SEBONNA/Justin Potter
Finish Rank	4
Fastest Section Time (Section)	0:11.31 (L600)
Top Speed [km/h] (Section)	65.2 (L600)
Race State	Finished



Morphettville SA - Professional

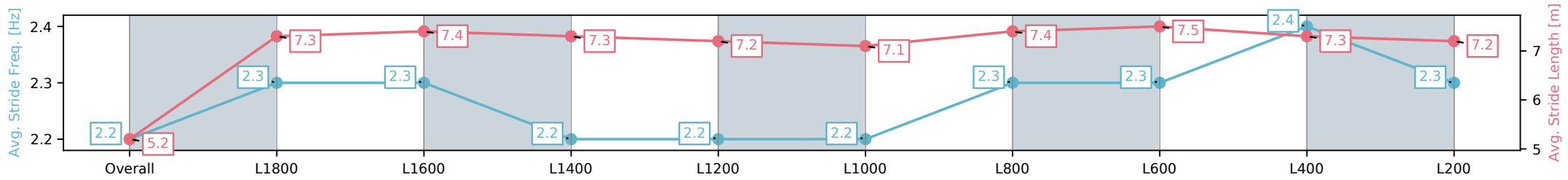
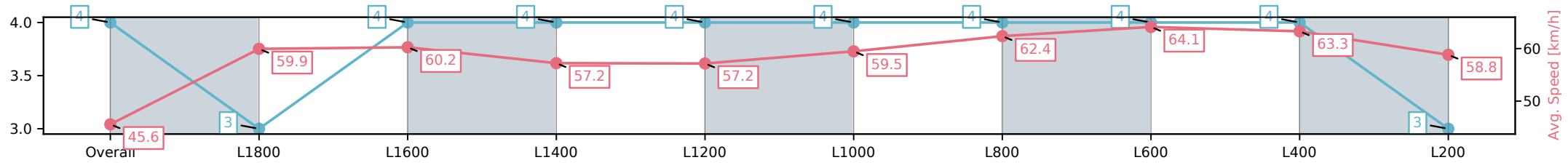
Race 7: Sportsbet Premier's Plate - 2000m

08 February 2025 - 3:59PM

Track Rating: Good 3, Weather: Fine, Rail Position: +5m Entire



Section	Overall	L1800	L1600	L1400	L1200	L1000	L800	L600	L400	L200
Section Times	2:03.95[4] (0:15.96)	1:47.99[3] (0:12.06)	1:35.93[4] (0:11.95)	1:23.98[4] (0:12.67)	1:11.31[4] (0:12.63)	0:58.68[4] (0:12.11)	0:46.57[4] (0:11.62)	0:34.95[4] (0:11.31)	0:23.64[4] (0:11.40)	0:12.24[3] (0:12.24)
Average Speed [km/h]	45.6	59.9	60.2	57.2	57.2	59.5	62.4	64.1	63.3	58.8
Top Speed [km/h]	61.4	61.3	61.4	58.2	58.0	60.5	64.1	64.9	65.2	61.7
Avg. Dist. to Rail [m]	10.4	1.4	1.5	1.5	1.1	2.1	1.6	1.3	2.1	2.7
Avg. Stride Freq. [Hz]	2.2	2.3	2.3	2.2	2.2	2.2	2.3	2.3	2.4	2.3
Avg. Stride Length [m]	5.2	7.3	7.4	7.3	7.2	7.1	7.4	7.5	7.3	7.2



[] Ranking at each section and finish
 -:-:- No data available at this section
 NA No data available

Horse/Jockey Name	SENTIMENTAL FLAME/Kayla Crowther
Finish Rank	5
Fastest Section Time (Section)	0:11.33 (L600)
Top Speed [km/h] (Section)	64.4 (L800)
Race State	Finished



Morphettville SA - Professional

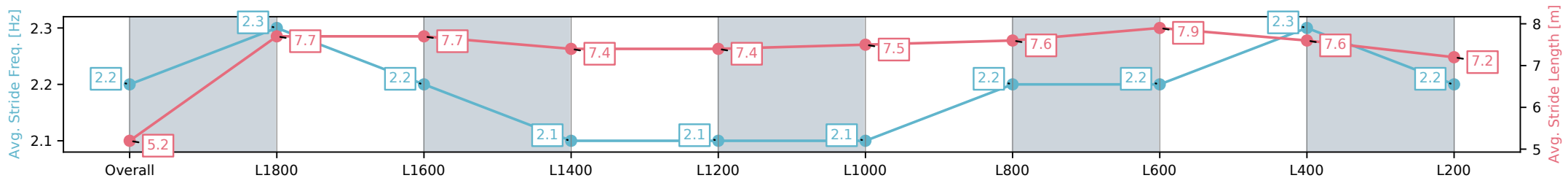
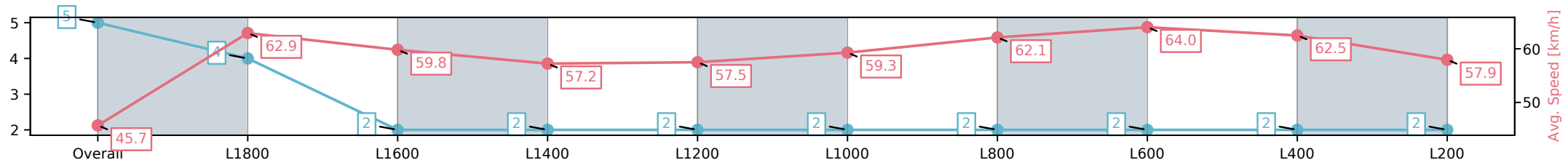
Race 7: Sportsbet Premier's Plate - 2000m

08 February 2025 - 3:59PM

Track Rating: Good 3, Weather: Fine, Rail Position: +5m Entire



Section	Overall	L1800	L1600	L1400	L1200	L1000	L800	L600	L400	L200
Section Times	2:04.13[5] (0:16.02)	1:48.11[4] (0:11.56)	1:36.54[2] (0:12.04)	1:24.50[2] (0:12.70)	1:11.80[2] (0:12.62)	0:59.18[2] (0:12.15)	0:47.03[2] (0:11.70)	0:35.33[2] (0:11.33)	0:24.00[2] (0:11.56)	0:12.43[2] (0:12.43)
Average Speed [km/h]	45.7	62.9	59.8	57.2	57.5	59.3	62.1	64.0	62.5	57.9
Top Speed [km/h]	62.4	63.7	61.9	57.8	58.1	60.6	63.9	64.4	63.8	60.9
Avg. Dist. to Rail [m]	13.2	3.4	2.3	2.4	2.2	3.0	2.3	1.8	3.7	4.6
Avg. Stride Freq. [Hz]	2.2	2.3	2.2	2.1	2.1	2.1	2.2	2.2	2.3	2.2
Avg. Stride Length [m]	5.2	7.7	7.7	7.4	7.4	7.5	7.6	7.9	7.6	7.2



[] Ranking at each section and finish
 -:-:- No data available at this section
 NA No data available

Horse/Jockey Name	THE MAP/Jake Toeroek
Finish Rank	6
Fastest Section Time (Section)	0:11.12 (L600)
Top Speed [km/h] (Section)	67.0 (L800)
Race State	Finished



Morphettville SA - Professional

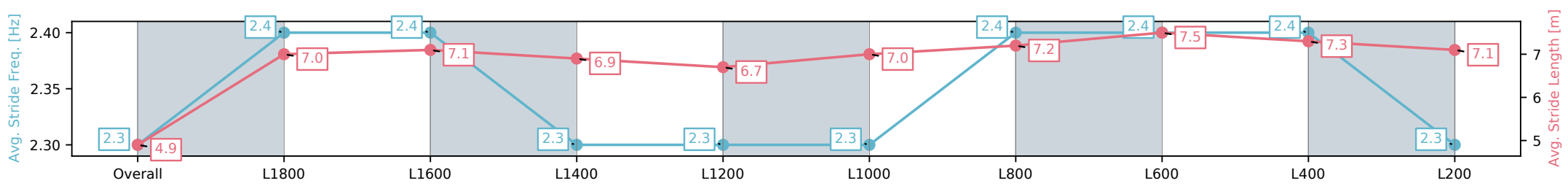
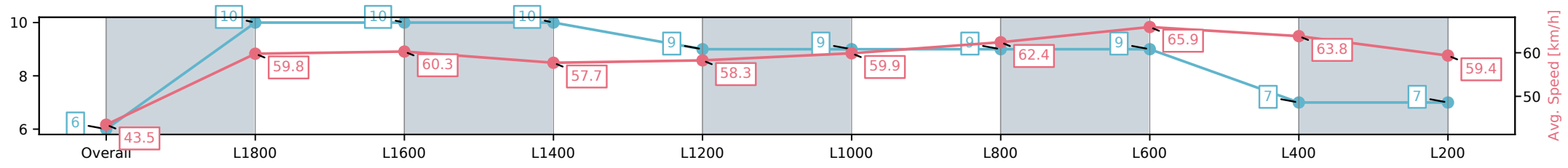
Race 7: Sportsbet Premier's Plate - 2000m

08 February 2025 - 3:59PM

Track Rating: Good 3, Weather: Fine, Rail Position: +5m Entire



Section	Overall	L1800	L1600	L1400	L1200	L1000	L800	L600	L400	L200
Section Times	2:04.23[6] (0:16.74)	1:47.49[10] (0:12.12)	1:35.37[10] (0:11.95)	1:23.42[10] (0:12.57)	1:10.84[9] (0:12.49)	0:58.35[9] (0:12.03)	0:46.32[9] (0:11.68)	0:34.64[9] (0:11.12)	0:23.52[7] (0:11.38)	0:12.14[7] (0:12.14)
Average Speed [km/h]	43.5	59.8	60.3	57.7	58.3	59.9	62.4	65.9	63.8	59.4
Top Speed [km/h]	62.2	62.3	61.7	60.6	58.8	61.7	66.7	67.0	65.3	62.3
Avg. Dist. to Rail [m]	9.5	2.2	2.3	2.2	2.9	3.7	3.4	3.5	7.4	12.1
Avg. Stride Freq. [Hz]	2.3	2.4	2.4	2.3	2.3	2.3	2.4	2.4	2.4	2.3
Avg. Stride Length [m]	4.9	7.0	7.1	6.9	6.7	7.0	7.2	7.5	7.3	7.1



[] Ranking at each section and finish
 -:-:- No data available at this section
 NA No data available

Horse/Jockey Name	DIVINE FIRE/Emily Finnegan
Finish Rank	7
Fastest Section Time (Section)	0:11.36 (L600)
Top Speed [km/h] (Section)	64.9 (L800)
Race State	Finished



Morphettville SA - Professional

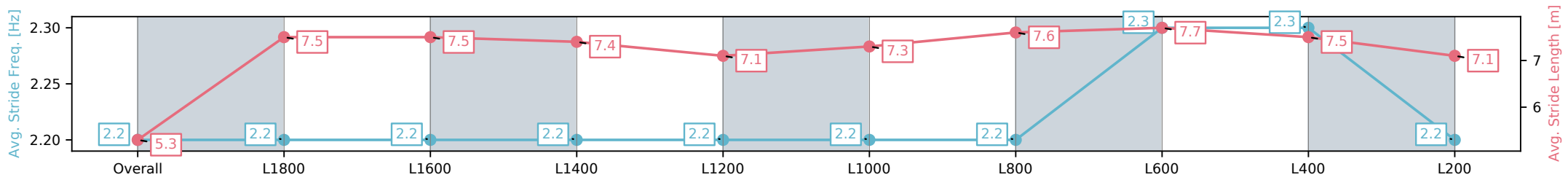
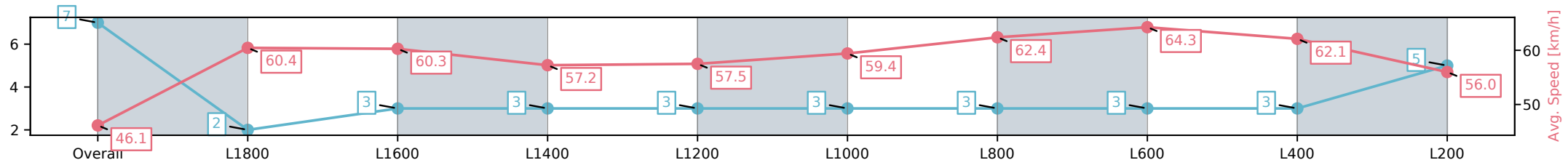
Race 7: Sportsbet Premier's Plate - 2000m

08 February 2025 - 3:59PM

Track Rating: Good 3, Weather: Fine, Rail Position: +5m Entire



Section	Overall	L1800	L1600	L1400	L1200	L1000	L800	L600	L400	L200
Section Times	2:04.81[7] (0:15.86)	1:48.95[2] (0:12.04)	1:36.91[3] (0:11.94)	1:24.97[3] (0:12.70)	1:12.27[3] (0:12.63)	0:59.64[3] (0:12.12)	0:47.52[3] (0:11.65)	0:35.87[3] (0:11.36)	0:24.51[3] (0:11.66)	0:12.85[5] (0:12.85)
Average Speed [km/h]	46.1	60.4	60.3	57.2	57.5	59.4	62.4	64.3	62.1	56.0
Top Speed [km/h]	61.7	61.4	61.4	58.4	58.6	60.2	64.2	64.9	63.6	60.4
Avg. Dist. to Rail [m]	12.9	2.9	3.0	2.7	2.3	3.1	2.6	2.8	5.4	9.2
Avg. Stride Freq. [Hz]	2.2	2.2	2.2	2.2	2.2	2.2	2.2	2.3	2.3	2.2
Avg. Stride Length [m]	5.3	7.5	7.5	7.4	7.1	7.3	7.6	7.7	7.5	7.1



[] Ranking at each section and finish
 -:-:- No data available at this section
 NA No data available

Horse/Jockey Name	HASTA LA WAR/Teagan Voorham
Finish Rank	8
Fastest Section Time (Section)	0:11.48 (L600)
Top Speed [km/h] (Section)	64.2 (L800)
Race State	Finished



Morphettville SA - Professional

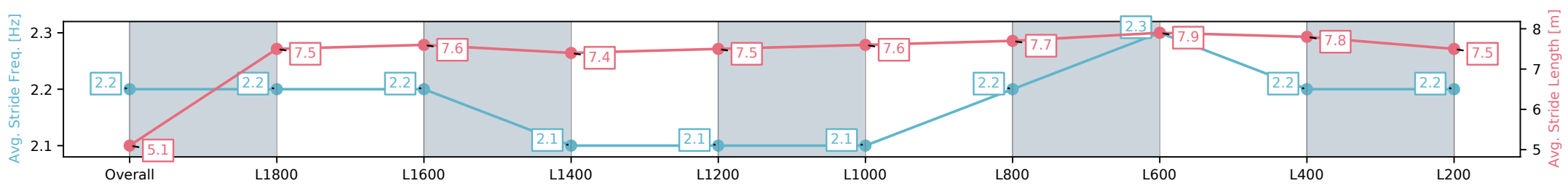
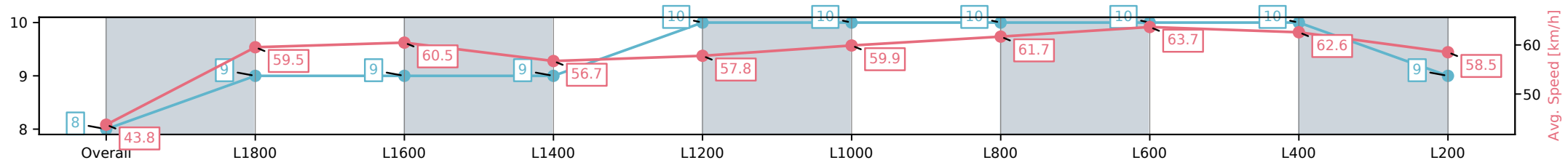
Race 7: Sportsbet Premier's Plate - 2000m

08 February 2025 - 3:59PM

Track Rating: Good 3, Weather: Fine, Rail Position: +5m Entire



Section	Overall	L1800	L1600	L1400	L1200	L1000	L800	L600	L400	L200
Section Times	2:05.17[8] (0:16.59)	1:48.58[9] (0:12.18)	1:36.40[9] (0:11.91)	1:24.49[9] (0:12.79)	1:11.70[10] (0:12.53)	0:59.17[10] (0:12.03)	0:47.14[10] (0:11.77)	0:35.37[10] (0:11.48)	0:23.89[10] (0:11.59)	0:12.30[9] (0:12.30)
Average Speed [km/h]	43.8	59.5	60.5	56.7	57.8	59.9	61.7	63.7	62.6	58.5
Top Speed [km/h]	61.6	61.8	61.5	60.6	58.6	62.2	63.8	64.2	63.5	60.7
Avg. Dist. to Rail [m]	7.7	2.2	2.5	2.0	1.7	2.6	2.2	3.1	7.1	10.4
Avg. Stride Freq. [Hz]	2.2	2.2	2.2	2.1	2.1	2.1	2.2	2.3	2.2	2.2
Avg. Stride Length [m]	5.1	7.5	7.6	7.4	7.5	7.6	7.7	7.9	7.8	7.5



[] Ranking at each section and finish
 -:-:- No data available at this section
 NA No data available

Horse/Jockey Name	STORMSARRIVED/Margaret Collett
Finish Rank	9
Fastest Section Time (Section)	0:11.42 (L600)
Top Speed [km/h] (Section)	65.8 (L800)
Race State	Finished



Morphettville SA - Professional

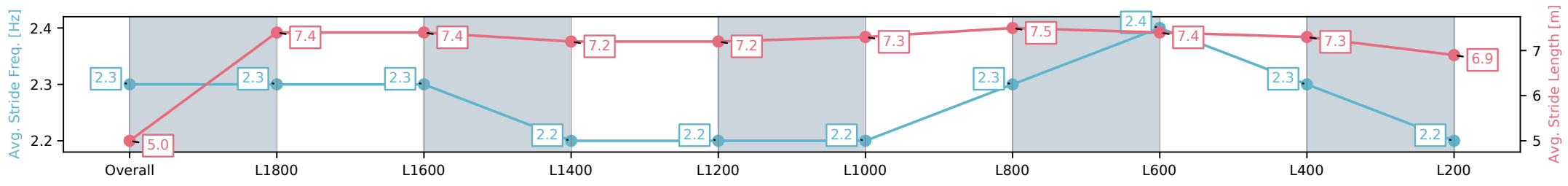
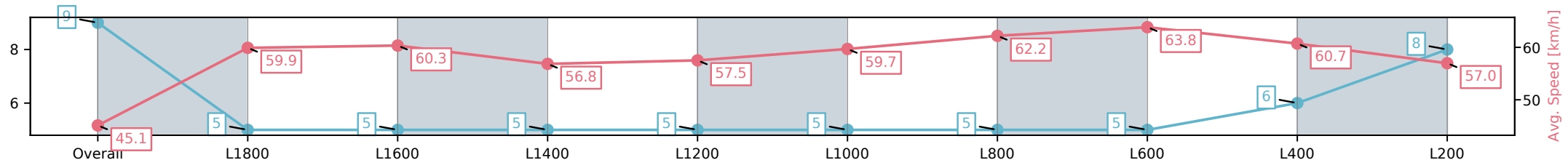
Race 7: Sportsbet Premier's Plate - 2000m

08 February 2025 - 3:59PM

Track Rating: Good 3, Weather: Fine, Rail Position: +5m Entire



Section	Overall	L1800	L1600	L1400	L1200	L1000	L800	L600	L400	L200
Section Times	2:05.26[9] (0:16.12)	1:49.14[5] (0:12.09)	1:37.05[5] (0:11.93)	1:25.12[5] (0:12.81)	1:12.31[5] (0:12.56)	0:59.74[5] (0:12.07)	0:47.67[5] (0:11.69)	0:35.98[5] (0:11.42)	0:24.56[6] (0:11.90)	0:12.66[8] (0:12.66)
Average Speed [km/h]	45.1	59.9	60.3	56.8	57.5	59.7	62.2	63.8	60.7	57.0
Top Speed [km/h]	60.9	61.0	61.3	58.7	58.3	61.1	64.6	65.8	63.4	59.8
Avg. Dist. to Rail [m]	8.7	2.6	3.0	2.7	1.6	2.9	2.6	2.6	4.3	5.6
Avg. Stride Freq. [Hz]	2.3	2.3	2.3	2.2	2.2	2.2	2.3	2.4	2.3	2.2
Avg. Stride Length [m]	5.0	7.4	7.4	7.2	7.2	7.3	7.5	7.4	7.3	6.9



[] Ranking at each section and finish
 -:-:- No data available at this section
 NA No data available

Horse/Jockey Name	MAGNETIC EDGE/Ben Price
Finish Rank	10
Fastest Section Time (Section)	0:11.60 (L600)
Top Speed [km/h] (Section)	63.5 (L1000)
Race State	Finished



Morphettville SA - Professional

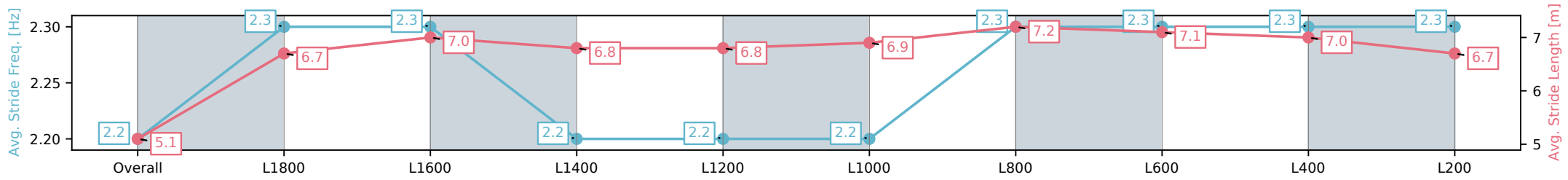
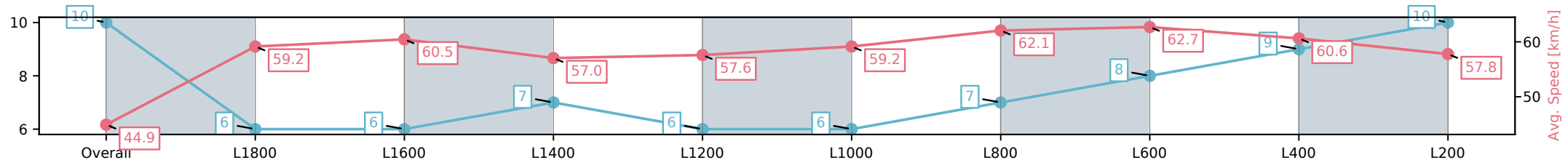
Race 7: Sportsbet Premier's Plate - 2000m

08 February 2025 - 3:59PM

Track Rating: Good 3, Weather: Fine, Rail Position: +5m Entire



Section	Overall	L1800	L1600	L1400	L1200	L1000	L800	L600	L400	L200
Section Times	2:05.40[10] (0:16.20)	1:49.20[6] (0:12.26)	1:36.94[6] (0:11.93)	1:25.01[7] (0:12.67)	1:12.34[6] (0:12.53)	0:59.81[6] (0:12.14)	0:47.67[7] (0:11.69)	0:35.98[8] (0:11.60)	0:24.38[9] (0:11.94)	0:12.44[10] (0:12.44)
Average Speed [km/h]	44.9	59.2	60.5	57.0	57.6	59.2	62.1	62.7	60.6	57.8
Top Speed [km/h]	61.3	60.1	61.1	59.5	58.4	60.9	63.5	63.5	61.4	59.8
Avg. Dist. to Rail [m]	9.9	2.1	1.8	1.1	0.6	2.1	1.8	2.0	3.9	3.3
Avg. Stride Freq. [Hz]	2.2	2.3	2.3	2.2	2.2	2.2	2.3	2.3	2.3	2.3
Avg. Stride Length [m]	5.1	6.7	7.0	6.8	6.8	6.9	7.2	7.1	7.0	6.7



[] Ranking at each section and finish
 -:-:- No data available at this section
 NA No data available