



RACINGSA

Morphettville SA

Race 6: Adelaide Galvanising Industries Handicap - 1200m

08 February 2025 - 3:22PM

Track Rating: Good 4, Weather: Fine, Rail Position: +5m Entire



Morphettville

Section Field Times							Overall	L1000	L800	L600	L400	L200		
							1:08.55 (0:13.37)	0:55.18 (0:10.67)	0:44.51 (0:10.72)	0:33.79 (0:10.83)	0:22.96 (0:11.20)	0:11.76 (0:11.76)		
Position	#	Horse/Jockey	Barrier	Top Speed [km/h]	Fastest Section	First 400m						Margin	Distance Travelled From Winner [m]	
1	9	SABAJ Jake Toeroek	4	68.9 800-600	0:10.73 600-400	0:24.90	1:08.55 (0:14.13)	0:54.42 [9] (0:10.77)	0:43.65 [9] (0:10.74)	0:32.91 [9] (0:10.73)	0:22.18 [8] (0:10.84)	0:11.34 [5] (0:11.34)	1:08.55	
2	7	SUPER ALANA Todd Pannell	2	68.6 1000-800	0:10.63 1000-800	0:24.33	1:08.60 (0:13.70)	0:54.90 [5] (0:10.63)	0:44.27 [5] (0:10.72)	0:33.55 [4] (0:10.82)	0:22.73 [4] (0:11.06)	0:11.67 [3] (0:11.67)	0.27L	+2
3	4	DECLARED Kayla Crowther	9	70.0 1000-800	0:10.48 1000-800	0:24.18	1:08.64 (0:13.70)	0:54.94 [4] (0:10.48)	0:44.46 [3] (0:10.59)	0:33.87 [3] (0:10.81)	0:23.06 [1] (0:11.20)	0:11.86 [1] (0:11.86)	0.51L	+0
4	1	POMPEII EMPIRE Rochelle Milnes	5	69.0 1200-1000	0:10.60 1000-800	0:24.11	1:09.19 (0:13.51)	0:55.68 [2] (0:10.60)	0:45.08 [2] (0:10.66)	0:34.42 [2] (0:10.84)	0:23.58 [2] (0:11.31)	0:12.27 [2] (0:12.27)	3.88L	-2
5	5	KINETIC JEWEL Taylor Johnstone	8	70.3 1200-1000	0:10.67 1000-800	0:24.04	1:09.41 (0:13.37)	0:56.04 [1] (0:10.67)	0:45.37 [1] (0:10.71)	0:34.66 [1] (0:10.87)	0:23.79 [3] (0:11.40)	0:12.39 [4] (0:12.39)	5.23L	-1
6	2	WILLYBEAFCTOR Stacey Metcalfe	1	69.1 1200-1000	0:10.60 1000-800	0:24.26	1:09.42 (0:13.66)	0:55.76 [3] (0:10.60)	0:45.16 [4] (0:10.87)	0:34.29 [5] (0:10.92)	0:23.37 [5] (0:11.28)	0:12.08 [6] (0:12.08)	5.3L	-1
7	8	BOLTED IN Jessica Tzaferis	10	68.8 1200-1000	0:10.59 1000-800	0:24.54	1:09.42 (0:13.95)	0:55.47 [8] (0:10.59)	0:44.88 [6] (0:10.80)	0:34.08 [6] (0:10.91)	0:23.17 [6] (0:11.24)	0:11.93 [7] (0:11.93)	5.32L	+3
8	3	CHAMBERS BAY Lachlan Neindorf	3	68.0 1200-1000	0:10.78 1000-800	0:24.64	1:09.72 (0:13.86)	0:55.86 [7] (0:10.78)	0:45.08 [8] (0:10.85)	0:34.23 [8] (0:10.94)	0:23.29 [9] (0:11.24)	0:12.05 [8] (0:12.05)	7.18L	-2
9	6	EL CAPONY Manoel Nunes	7	69.2 1000-800	0:10.66 800-600	0:25.11	1:10.18 (0:14.30)	0:55.88 [10] (0:10.81)	0:45.07 [10] (0:10.66)	0:34.41 [10] (0:10.71)	0:23.70 [10] (0:11.24)	0:12.46 [9] (0:12.46)	9.97L	+2
10	10	PEPERONCINO Ben Price	6	68.4 1000-800	0:10.74 1000-800	0:24.57	1:10.34 (0:13.84)	0:56.50 [6] (0:10.74)	0:45.76 [7] (0:10.80)	0:34.96 [7] (0:10.93)	0:24.03 [7] (0:11.55)	0:12.48 [10] (0:12.48)	10.97L	+1

Scratched: Thebigosso (#11)

Report Created: Sat 08 February 2025 16:15:01 GMT+11 (Note: Timing is based on positional data)

- [] Position in running at each section and finish
- #: Saddle cloth number
- :--:-- No data available at this section
- DNF Did not finish
- NA No data available
- DNT Did not track
- █ Background shading for fastest section

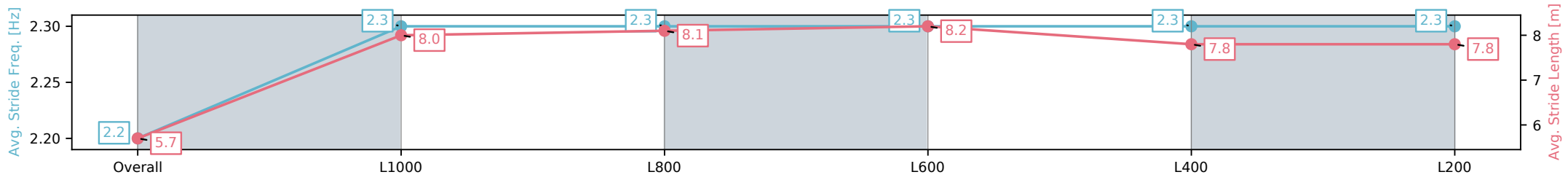
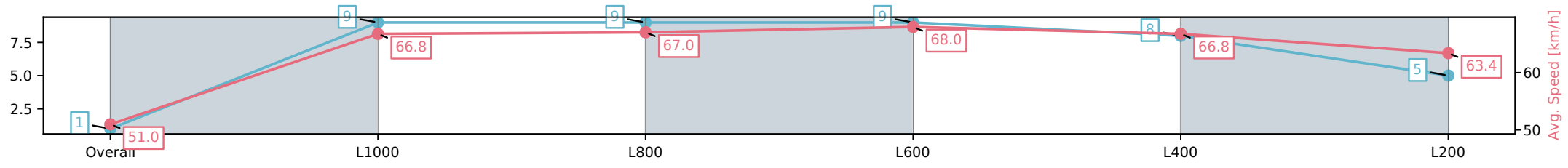
Horse/Jockey Name	SABA/Jake Toeroek
Finish Rank	1
Fastest Section Time (Section)	0:10.73 (L600)
Top Speed [km/h] (Section)	68.9 (L800)
Race State	Finished



Morphettville SA - Professional
 Race 6: Adelaide Galvanising Industries Handicap - 1200m
 08 February 2025 - 3:22PM
 Track Rating: Good 4, Weather: Fine, Rail Position: +5m Entire



Section	Overall	L1000	L800	L600	L400	L200
Section Times	1:08.55[1] (0:14.13)	0:54.42[9] (0:10.77)	0:43.65[9] (0:10.74)	0:32.91[9] (0:10.73)	0:22.18[8] (0:10.84)	0:11.34[5] (0:11.34)
Average Speed [km/h]	51.0	66.8	67.0	68.0	66.8	63.4
Top Speed [km/h]	66.1	67.8	67.9	68.9	67.5	65.9
Avg. Dist. to Rail [m]	2.4	1.0	0.7	2.2	4.7	9.4
Avg. Stride Freq. [Hz]	2.2	2.3	2.3	2.3	2.3	2.3
Avg. Stride Length [m]	5.7	8.0	8.1	8.2	7.8	7.8



[] Ranking at each section and finish
 -:-:- No data available at this section
 NA No data available

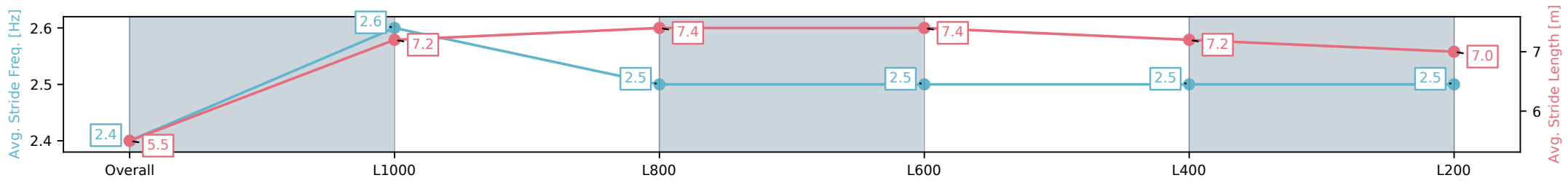
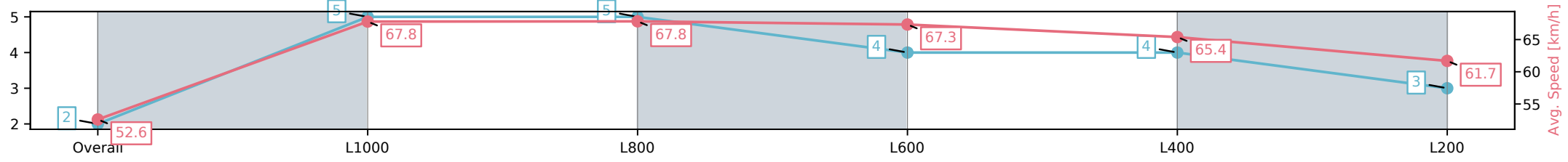
Horse/Jockey Name	SUPER ALANA/Todd Pannell
Finish Rank	2
Fastest Section Time (Section)	0:10.63 (L1000)
Top Speed [km/h] (Section)	68.6 (L1000)
Race State	Finished



Morphettville SA - Professional
 Race 6: Adelaide Galvanising Industries Handicap - 1200m
 08 February 2025 - 3:22PM
 Track Rating: Good 4, Weather: Fine, Rail Position: +5m Entire



Section	Overall	L1000	L800	L600	L400	L200
Section Times	1:08.60[2] (0:13.70)	0:54.90[5] (0:10.63)	0:44.27[5] (0:10.72)	0:33.55[4] (0:10.82)	0:22.73[4] (0:11.06)	0:11.67[3] (0:11.67)
Average Speed [km/h]	52.6	67.8	67.8	67.3	65.4	61.7
Top Speed [km/h]	67.6	68.4	68.6	67.8	67.0	64.4
Avg. Dist. to Rail [m]	3.9	3.0	3.0	2.5	4.2	8.2
Avg. Stride Freq. [Hz]	2.4	2.6	2.5	2.5	2.5	2.5
Avg. Stride Length [m]	5.5	7.2	7.4	7.4	7.2	7.0



[] Ranking at each section and finish
 -:-:- No data available at this section
 NA No data available

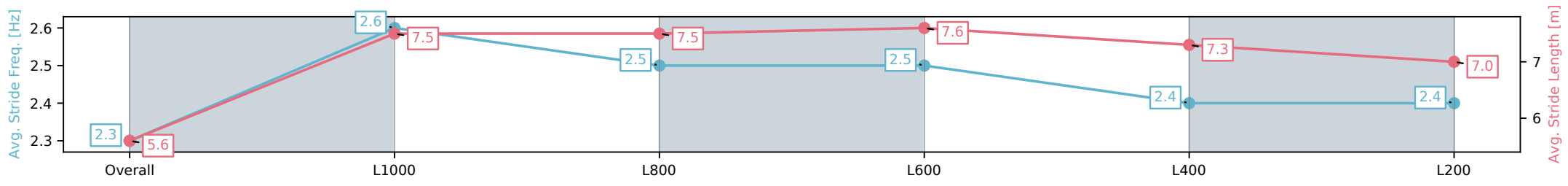
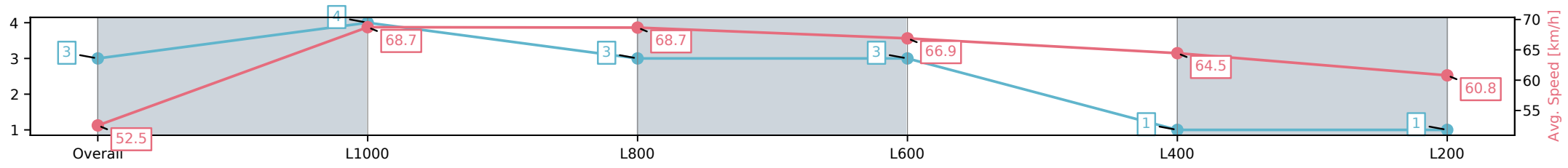
Horse/Jockey Name	DECLARED/Kayla Crowther
Finish Rank	3
Fastest Section Time (Section)	0:10.48 (L1000)
Top Speed [km/h] (Section)	70.0 (L1000)
Race State	Finished



Morphettville SA - Professional
 Race 6: Adelaide Galvanising Industries Handicap - 1200m
 08 February 2025 - 3:22PM
 Track Rating: Good 4, Weather: Fine, Rail Position: +5m Entire



Section	Overall	L1000	L800	L600	L400	L200
Section Times	1:08.64[3] (0:13.70)	0:54.94[4] (0:10.48)	0:44.46[3] (0:10.59)	0:33.87[3] (0:10.81)	0:23.06[1] (0:11.20)	0:11.86[1] (0:11.86)
Average Speed [km/h]	52.5	68.7	68.7	66.9	64.5	60.8
Top Speed [km/h]	68.7	69.5	70.0	68.4	65.6	63.6
Avg. Dist. to Rail [m]	7.9	3.3	2.5	1.1	3.0	6.8
Avg. Stride Freq. [Hz]	2.3	2.6	2.5	2.5	2.4	2.4
Avg. Stride Length [m]	5.6	7.5	7.5	7.6	7.3	7.0



[] Ranking at each section and finish
 -:-:- No data available at this section
 NA No data available

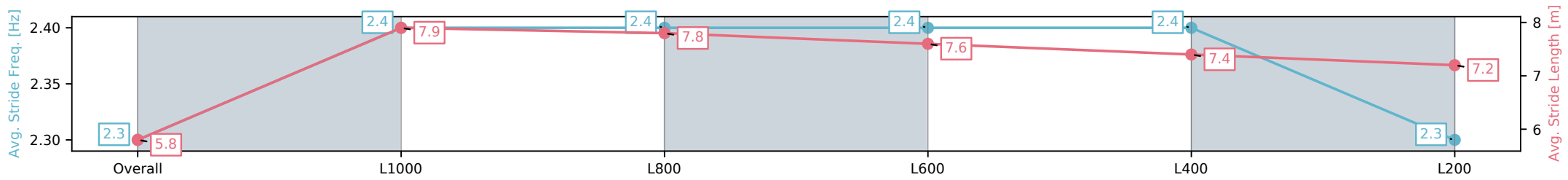
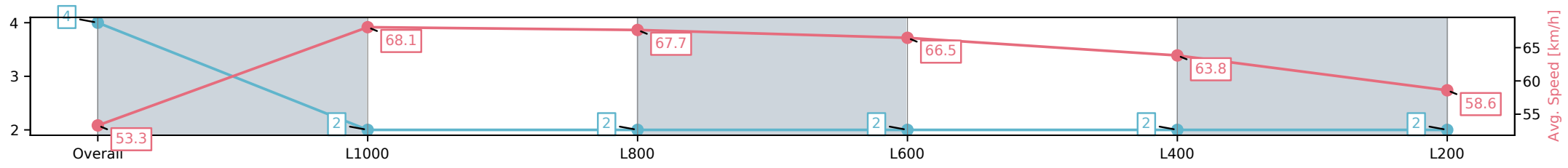
Horse/Jockey Name	POMPEII EMPIRE/Rochelle Milnes
Finish Rank	4
Fastest Section Time (Section)	0:10.60 (L1000)
Top Speed [km/h] (Section)	69.0 (Overall)
Race State	Finished



Morphettville SA - Professional
 Race 6: Adelaide Galvanising Industries Handicap - 1200m
 08 February 2025 - 3:22PM
 Track Rating: Good 4, Weather: Fine, Rail Position: +5m Entire



Section	Overall	L1000	L800	L600	L400	L200
Section Times	1:09.19[4] (0:13.51)	0:55.68[2] (0:10.60)	0:45.08[2] (0:10.66)	0:34.42[2] (0:10.84)	0:23.58[2] (0:11.31)	0:12.27[2] (0:12.27)
Average Speed [km/h]	53.3	68.1	67.7	66.5	63.8	58.6
Top Speed [km/h]	68.1	69.0	68.5	67.6	65.3	61.9
Avg. Dist. to Rail [m]	4.4	2.3	1.0	0.4	2.0	4.1
Avg. Stride Freq. [Hz]	2.3	2.4	2.4	2.4	2.4	2.3
Avg. Stride Length [m]	5.8	7.9	7.8	7.6	7.4	7.2



[] Ranking at each section and finish
 -:-:- No data available at this section
 NA No data available

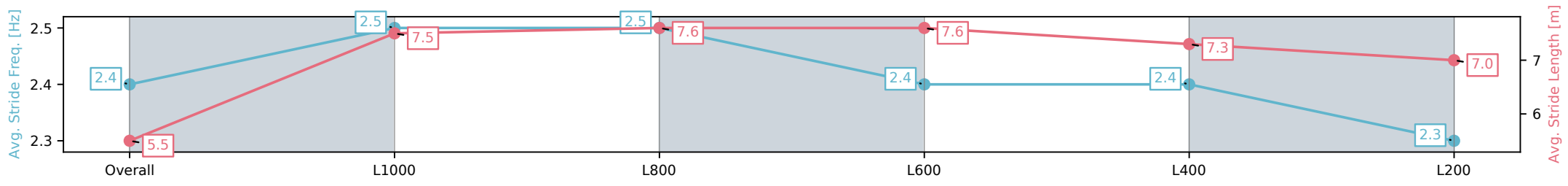
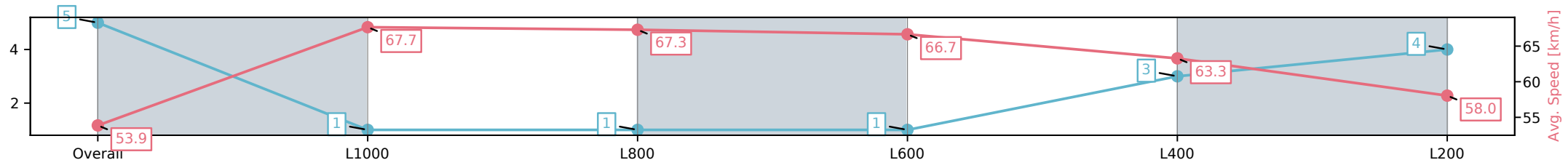
Horse/Jockey Name	KINETIC JEWEL/Taylor Johnstone
Finish Rank	5
Fastest Section Time (Section)	0:10.67 (L1000)
Top Speed [km/h] (Section)	70.3 (Overall)
Race State	Finished



Morphettville SA - Professional
 Race 6: Adelaide Galvanising Industries Handicap - 1200m
 08 February 2025 - 3:22PM
 Track Rating: Good 4, Weather: Fine, Rail Position: +5m Entire



Section	Overall	L1000	L800	L600	L400	L200
Section Times	1:09.41[5] (0:13.37)	0:56.04[1] (0:10.67)	0:45.37[1] (0:10.71)	0:34.66[1] (0:10.87)	0:23.79[3] (0:11.40)	0:12.39[4] (0:12.39)
Average Speed [km/h]	53.9	67.7	67.3	66.7	63.3	58.0
Top Speed [km/h]	70.3	70.3	68.1	67.3	65.2	61.4
Avg. Dist. to Rail [m]	7.4	2.2	0.9	1.1	0.9	1.5
Avg. Stride Freq. [Hz]	2.4	2.5	2.5	2.4	2.4	2.3
Avg. Stride Length [m]	5.5	7.5	7.6	7.6	7.3	7.0



[] Ranking at each section and finish
 -:-:- No data available at this section
 NA No data available

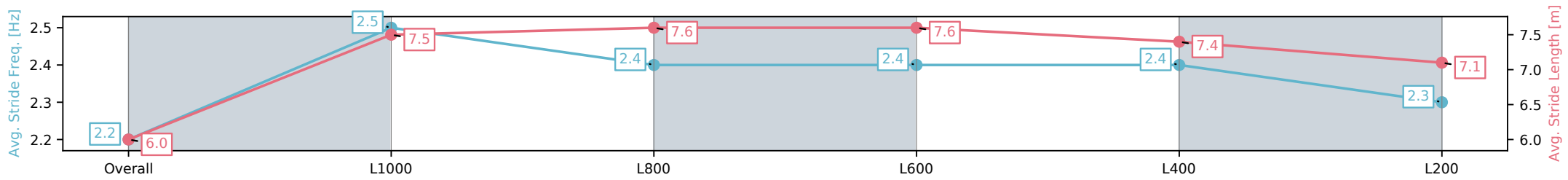
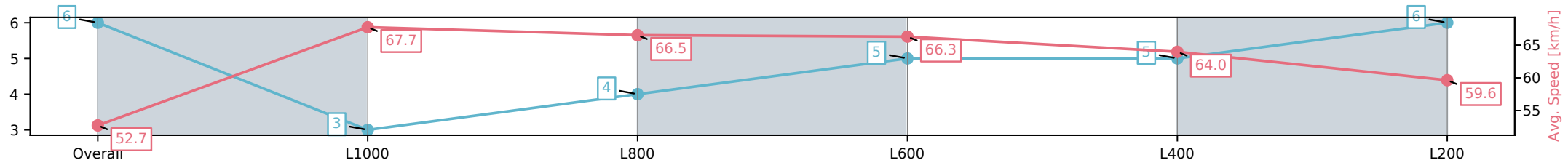
Horse/Jockey Name	WILLYBEAFCTOR/Stacey Metcalfe
Finish Rank	6
Fastest Section Time (Section)	0:10.60 (L1000)
Top Speed [km/h] (Section)	69.1 (Overall)
Race State	Finished



Morphettville SA - Professional
 Race 6: Adelaide Galvanising Industries Handicap - 1200m
 08 February 2025 - 3:22PM
 Track Rating: Good 4, Weather: Fine, Rail Position: +5m Entire



Section	Overall	L1000	L800	L600	L400	L200
Section Times	1:09.42[6] (0:13.66)	0:55.76[3] (0:10.60)	0:45.16[4] (0:10.87)	0:34.29[5] (0:10.92)	0:23.37[5] (0:11.28)	0:12.08[6] (0:12.08)
Average Speed [km/h]	52.7	67.7	66.5	66.3	64.0	59.6
Top Speed [km/h]	67.4	69.1	67.7	67.7	66.0	63.0
Avg. Dist. to Rail [m]	1.9	1.3	0.9	1.1	2.8	5.0
Avg. Stride Freq. [Hz]	2.2	2.5	2.4	2.4	2.4	2.3
Avg. Stride Length [m]	6.0	7.5	7.6	7.6	7.4	7.1



[] Ranking at each section and finish
 -:-:- No data available at this section
 NA No data available

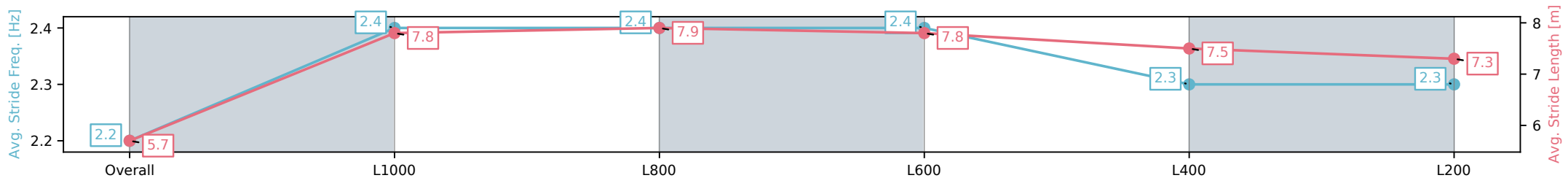

Horse/Jockey Name	BOLTED IN/Jessica Tzaferis
Finish Rank	7
Fastest Section Time (Section)	0:10.59 (L1000)
Top Speed [km/h] (Section)	68.8 (Overall)
Race State	Finished



Morphettville SA - Professional
 Race 6: Adelaide Galvanising Industries Handicap - 1200m
 08 February 2025 - 3:22PM
 Track Rating: Good 4, Weather: Fine, Rail Position: +5m Entire



Section	Overall	L1000	L800	L600	L400	L200
Section Times	1:09.42[7] (0:13.95)	0:55.47[8] (0:10.59)	0:44.88[6] (0:10.80)	0:34.08[6] (0:10.91)	0:23.17[6] (0:11.24)	0:11.93[7] (0:11.93)
Average Speed [km/h]	51.6	68.0	67.4	66.8	64.3	60.4
Top Speed [km/h]	67.6	68.8	68.2	67.8	65.9	62.8
Avg. Dist. to Rail [m]	9.4	4.5	3.4	2.4	4.1	6.9
Avg. Stride Freq. [Hz]	2.2	2.4	2.4	2.4	2.3	2.3
Avg. Stride Length [m]	5.7	7.8	7.9	7.8	7.5	7.3



[] Ranking at each section and finish
 -:-:- No data available at this section
 NA No data available

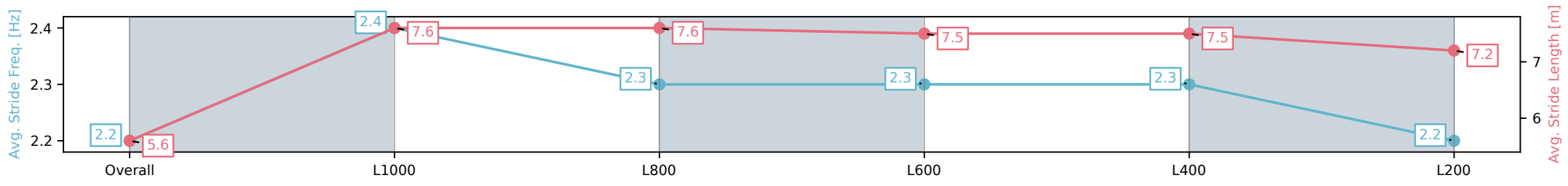
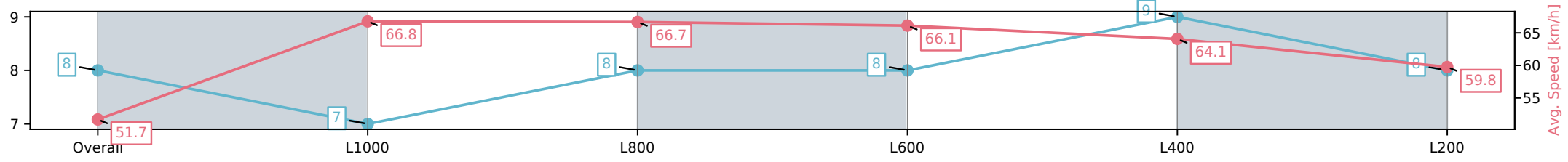
Horse/Jockey Name	CHAMBERS BAY/Lachlan Neindorf
Finish Rank	8
Fastest Section Time (Section)	0:10.78 (L1000)
Top Speed [km/h] (Section)	68.0 (Overall)
Race State	Finished



Morphettville SA - Professional
 Race 6: Adelaide Galvanising Industries Handicap - 1200m
 08 February 2025 - 3:22PM
 Track Rating: Good 4, Weather: Fine, Rail Position: +5m Entire



Section	Overall	L1000	L800	L600	L400	L200
Section Times	1:09.72[8] (0:13.86)	0:55.86[7] (0:10.78)	0:45.08[8] (0:10.85)	0:34.23[8] (0:10.94)	0:23.29[9] (0:11.24)	0:12.05[8] (0:12.05)
Average Speed [km/h]	51.7	66.8	66.7	66.1	64.1	59.8
Top Speed [km/h]	65.8	68.0	67.4	67.2	65.7	62.6
Avg. Dist. to Rail [m]	3.8	1.8	1.1	0.8	1.5	2.8
Avg. Stride Freq. [Hz]	2.2	2.4	2.3	2.3	2.3	2.2
Avg. Stride Length [m]	5.6	7.6	7.6	7.5	7.5	7.2



[] Ranking at each section and finish
 -:-:- No data available at this section
 NA No data available

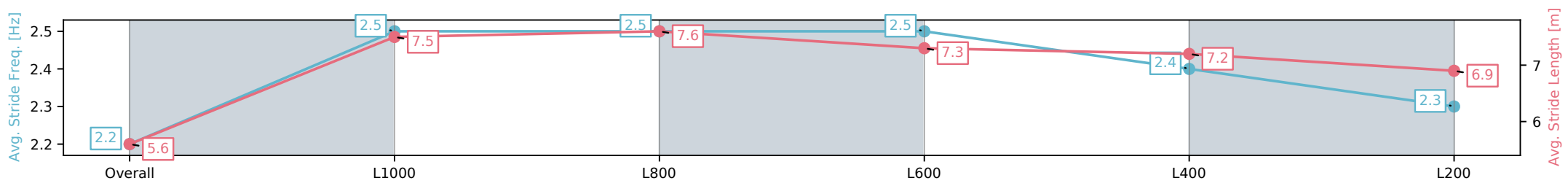
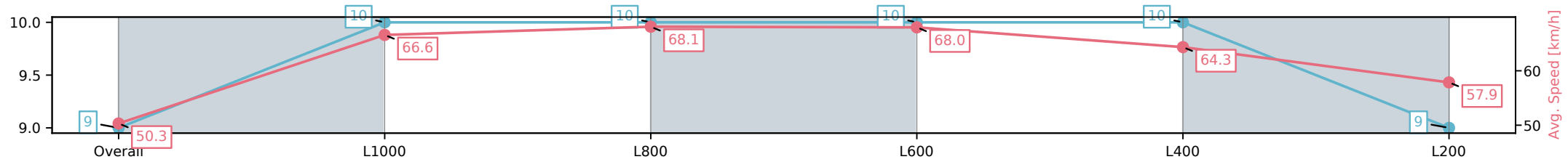
Horse/Jockey Name	EL CAPONY/Manoel Nunes
Finish Rank	9
Fastest Section Time (Section)	0:10.66 (L800)
Top Speed [km/h] (Section)	69.2 (L1000)
Race State	Finished



Morphettville SA - Professional
 Race 6: Adelaide Galvanising Industries Handicap - 1200m
 08 February 2025 - 3:22PM
 Track Rating: Good 4, Weather: Fine, Rail Position: +5m Entire



Section	Overall	L1000	L800	L600	L400	L200
Section Times	1:10.18[9] (0:14.30)	0:55.88[10] (0:10.81)	0:45.07[10] (0:10.66)	0:34.41[10] (0:10.71)	0:23.70[10] (0:11.24)	0:12.46[9] (0:12.46)
Average Speed [km/h]	50.3	66.6	68.1	68.0	64.3	57.9
Top Speed [km/h]	65.7	67.3	69.2	69.1	67.5	61.1
Avg. Dist. to Rail [m]	6.8	3.7	2.1	2.4	4.3	7.8
Avg. Stride Freq. [Hz]	2.2	2.5	2.5	2.5	2.4	2.3
Avg. Stride Length [m]	5.6	7.5	7.6	7.3	7.2	6.9



[] Ranking at each section and finish
 -:-:- No data available at this section
 NA No data available

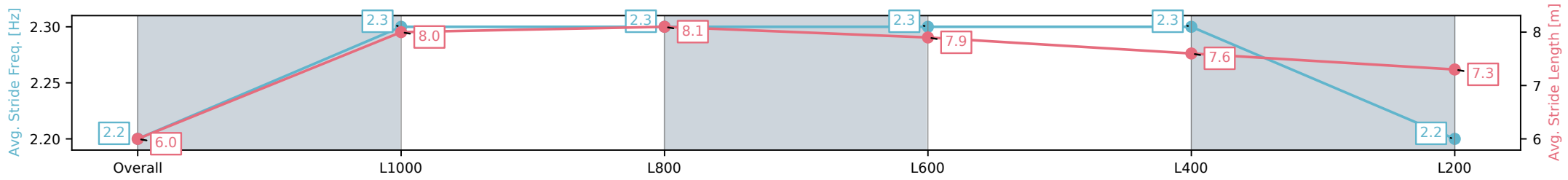
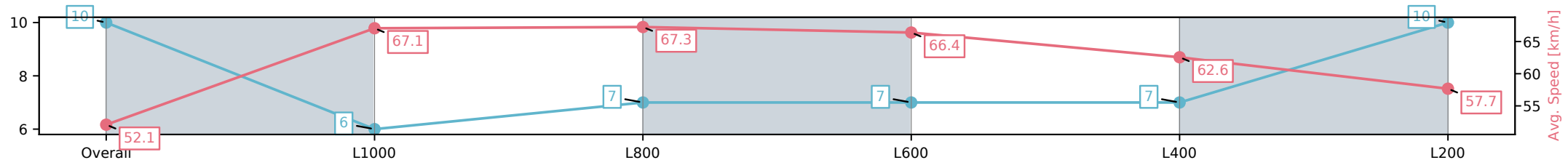
Horse/Jockey Name	PEPERONCINO/Ben Price
Finish Rank	10
Fastest Section Time (Section)	0:10.74 (L1000)
Top Speed [km/h] (Section)	68.4 (L1000)
Race State	Finished



Morphettville SA - Professional
 Race 6: Adelaide Galvanising Industries Handicap - 1200m
 08 February 2025 - 3:22PM
 Track Rating: Good 4, Weather: Fine, Rail Position: +5m Entire



Section	Overall	L1000	L800	L600	L400	L200
Section Times	1:10.34[10] (0:13.84)	0:56.50[6] (0:10.74)	0:45.76[7] (0:10.80)	0:34.96[7] (0:10.93)	0:24.03[7] (0:11.55)	0:12.48[10] (0:12.48)
Average Speed [km/h]	52.1	67.1	67.3	66.4	62.6	57.7
Top Speed [km/h]	67.3	67.6	68.4	68.2	63.9	61.2
Avg. Dist. to Rail [m]	5.8	2.8	2.5	1.7	2.6	5.2
Avg. Stride Freq. [Hz]	2.2	2.3	2.3	2.3	2.3	2.2
Avg. Stride Length [m]	6.0	8.0	8.1	7.9	7.6	7.3



[] Ranking at each section and finish
 -:-:- No data available at this section
 NA No data available