



RACINGSA

Morphettville SA

Race 5: Ennio International Spring Net Handicap - 1600m

08 February 2025 - 2:47PM



Morphettville

Track Rating: Good 4, Weather: Fine, Rail Position: +5m Entire

Section Field Times							Overall	L1400	L1200	L1000	L800	L600	
							1:36.11 (0:13.90)	1:22.21 (0:11.49)	1:10.72 (0:11.43)	0:59.30 (0:11.46)	0:47.83 (0:11.69)	0:36.14 (0:11.71)	
Position	#	Horse/Jockey	Barrier	Top Speed [km/h]	Fastest Section	First 400m							Distance Travelled From Winner [m]
1	1	SWYCHO Todd Pannell	11	65.4 1600-1400	0:11.43 1200-1000	0:25.52	1:36.11 (0:14.06)	1:22.05 [3] (0:11.46)	1:10.59 [3] (0:11.43)	0:59.16 [3] (0:11.45)	0:47.71 [3] (0:11.69)	0:36.02 [3] (0:11.62)	
2	9	PELEVECCHIO Lachlan Neindorf	10	66.3 800-600	0:11.25 1000-800	0:26.48	1:36.28 (0:14.70)	1:21.58 [10] (0:11.78)	1:09.80 [10] (0:11.51)	0:58.29 [10] (0:11.25)	0:47.04 [10] (0:11.44)	0:35.60 [9] (0:11.41)	+4
3	5	BONA FIDE STAR Alana Livesey	8	64.5 1600-1400	0:11.49 1000-800	0:25.70	1:36.45 (0:14.13)	1:22.32 [4] (0:11.56)	1:10.75 [4] (0:11.57)	0:59.17 [6] (0:11.49)	0:47.68 [6] (0:11.70)	0:35.98 [8] (0:11.57)	-3
4	11	OPPORTUNE CHANCE Kayla Crowther	3	64.6 800-600	0:11.51 1200-1000	0:25.70	1:36.54 (0:14.16)	1:22.38 [5] (0:11.54)	1:10.84 [5] (0:11.51)	0:59.33 [5] (0:11.53)	0:47.80 [5] (0:11.66)	0:36.14 [7] (0:11.54)	-1
4	7	SAINT MICHAEL Margaret Collett	2	64.5 1600-1400	0:11.47 1000-800	0:25.72	1:36.54 (0:14.20)	1:22.34 [7] (0:11.52)	1:10.82 [6] (0:11.49)	0:59.33 [4] (0:11.47)	0:47.86 [4] (0:11.60)	0:36.26 [4] (0:11.66)	-6
6	2	GRINZINGER ACE Ben Price	6	64.5 1600-1400	0:11.42 1200-1000	0:25.44	1:36.58 (0:13.93)	1:22.65 [2] (0:11.51)	1:11.14 [2] (0:11.42)	0:59.72 [2] (0:11.45)	0:48.27 [2] (0:11.66)	0:36.61 [2] (0:11.70)	-5
7	10	RUBINI Teagan Voorham	1	64.0 1200-1000	0:11.36 1000-800	0:26.03	1:36.63 (0:14.50)	1:22.13 [9] (0:11.53)	1:10.60 [8] (0:11.50)	0:59.10 [7] (0:11.36)	0:47.74 [7] (0:11.51)	0:36.23 [6] (0:11.38)	-13
8	13	ORIEDOS Taylor Johnstone	5	64.1 1600-1400	0:11.44 1000-800	0:25.93	1:36.93 (0:14.18)	1:22.75 [6] (0:11.75)	1:11.00 [7] (0:11.66)	0:59.34 [8] (0:11.44)	0:47.90 [9] (0:11.66)	0:36.24 [10] (0:11.55)	-4
9	8	BUSH INFERENCE Justin Potter	7	65.0 1000-800	0:11.26 1000-800	0:26.16	1:36.99 (0:14.46)	1:22.53 [8] (0:11.70)	1:10.83 [9] (0:11.56)	0:59.26 [9] (0:11.26)	0:48.00 [8] (0:11.39)	0:36.61 [5] (0:11.56)	+1
10	3	ZION'S GATE Rochelle Milnes	4	64.2 1600-1400	0:11.43 1200-1000	0:25.38	1:37.13 (0:13.89)	1:23.24 [1] (0:11.49)	1:11.75 [1] (0:11.43)	1:00.32 [1] (0:11.46)	0:48.86 [1] (0:11.69)	0:37.17 [1] (0:11.74)	-4

Scratched: Rebel Johnny (#4), Prince Reichweite (#12)

Report Created: Sat 08 February 2025 15:42:48 GMT+11 (Note: Timing is based on positional data)

- [] Position in running at each section and finish
- No data available at this section
- NA No data available
- █ Background shading for fastest section
- # Saddle cloth number
- DNF Did not finish
- DNT Did not track



RACINGSA

Morphettville SA
Race 5: Ennio International Spring Net Handicap - 1600m
08 February 2025 - 2:47PM

Track Rating: Good 4, Weather: Fine, Rail Position: +5m Entire



Morphettville

Section	Overall	L1400	L1200	L1000	L800	L600
Field Times	1:36.11 (0:13.90)	1:22.21 (0:11.49)	1:10.72 (0:11.43)	0:59.30 (0:11.46)	0:47.83 (0:11.69)	0:36.14 (0:11.71)

Position	#	Horse/Jockey	Barrier	Top Speed [km/h]	Fastest Section	First 400m	Overall	L1400	L1200	L1000	L800	L600	Distance Travelled From Winner [m]
11	6	PETROL HEAD	9	65.1	0:11.41	0:26.67	1:51.29	1:36.23 [11]	1:24.62 [11]	1:13.16 [11]	1:01.75 [11]	0:49.99 [11]	-9
		Jake Toeroek		1400-1200	1000-800		(0:15.06)	(0:11.61)	(0:11.46)	(0:11.41)	(0:11.76)	(0:13.35)	

Scratched: Rebel Johnny (#4), Prince Reichweite (#12)

- [] Position in running at each section and finish
- #: Saddle cloth number
- :-:--: No data available at this section
- DNF: Did not finish
- NA: No data available
- DNT: Did not track
- █ Background shading for fastest section



RACINGSA

Morphettville SA

Race 5: Ennio International Spring Net Handicap - 1600m

08 February 2025 - 2:47PM

Track Rating: Good 4, Weather: Fine, Rail Position: +5m Entire



Morphettville

Section

Field Times

L400

0:24.43

(0:11.81)

L200

0:12.63

(0:12.63)

Position	#	Horse/Jockey	Barrier	Top Speed [km/h]	Fastest Section	First 400m	L400	L200	Margin	Distance Travelled From Winner [m]
1	1	SWYCHO Todd Pannell	11	65.4 1600-1400	0:11.43 1200-1000	0:25.52	0:24.40 [3] (0:11.77)	0:12.63 [1] (0:12.63)	1:36.11	
2	9	PELEVECCHIO Lachlan Neindorf	10	66.3 800-600	0:11.25 1000-800	0:26.48	0:24.19 [9] (0:11.67)	0:12.52 [4] (0:12.52)	1.04L	+4
3	5	BONA FIDE STAR Alana Livesey	8	64.5 1600-1400	0:11.49 1000-800	0:25.70	0:24.40 [8] (0:11.84)	0:12.56 [6] (0:12.56)	2.09L	-3
4	11	OPPORTUNE CHANCE Kayla Crowther	3	64.6 800-600	0:11.51 1200-1000	0:25.70	0:24.60 [5] (0:11.92)	0:12.68 [5] (0:12.68)	2.64L	-1
4	7	SAINT MICHAEL Margaret Collett	2	64.5 1600-1400	0:11.47 1000-800	0:25.72	0:24.60 [6] (0:12.02)	0:12.58 [8] (0:12.57)	2.64L	-6
6	2	GRINZINGER ACE Ben Price	6	64.5 1600-1400	0:11.42 1200-1000	0:25.44	0:24.91 [1] (0:12.05)	0:12.86 [3] (0:12.86)	2.85L	-5
7	10	RUBINI Teagan Voorham	1	64.0 1200-1000	0:11.36 1000-800	0:26.03	0:24.85 [4] (0:11.93)	0:12.92 [2] (0:12.92)	3.16L	-13
8	13	ORIEDOS Taylor Johnstone	5	64.1 1600-1400	0:11.44 1000-800	0:25.93	0:24.69 [10] (0:11.85)	0:12.84 [10] (0:12.84)	5.02L	-4
9	8	BUSH INFERENCE Justin Potter	7	65.0 1000-800	0:11.26 1000-800	0:26.16	0:25.04 [7] (0:12.11)	0:12.93 [9] (0:12.93)	5.37L	+1
10	3	ZION'S GATE Rochelle Milnes	4	64.2 1600-1400	0:11.43 1200-1000	0:25.38	0:25.43 [2] (0:12.20)	0:13.23 [7] (0:13.23)	6.24L	-4

Scratched: Rebel Johnny (#4), Prince Reichweite (#12)

- [] Position in running at each section and finish
- #: Saddle cloth number
- No data available at this section
- DNF Did not finish
- NA No data available
- DNT Did not track
- █ Background shading for fastest section



Morphettville SA
Race 5: Ennio International Spring Net Handicap - 1600m
 08 February 2025 - 2:47PM



Track Rating: Good 4, Weather: Fine, Rail Position: +5m Entire

Section

Field Times

L400
0:24.43
 (0:11.81)

L200
0:12.63
 (0:12.63)

Position	#	Horse/Jockey	Barrier	Top Speed [km/h]	Fastest Section	First 400m			Margin					Distance Travelled From Winner [m]
11	6	PETROL HEAD	9	65.1	0:11.41	0:26.67	0:36.64 [11]	0:19.37 [11]	93.13L					-9
		Jake Toeroek		1400-1200	1000-800		(0:17.27)	(0:19.37)						

Scratched: Rebel Johnny (#4), Prince Reichweite (#12)

- [] Position in running at each section and finish # Saddle cloth number
- :--:-- No data available at this section **DNF** Did not finish
- NA** No data available **DNT** Did not track
- Background shading for fastest section

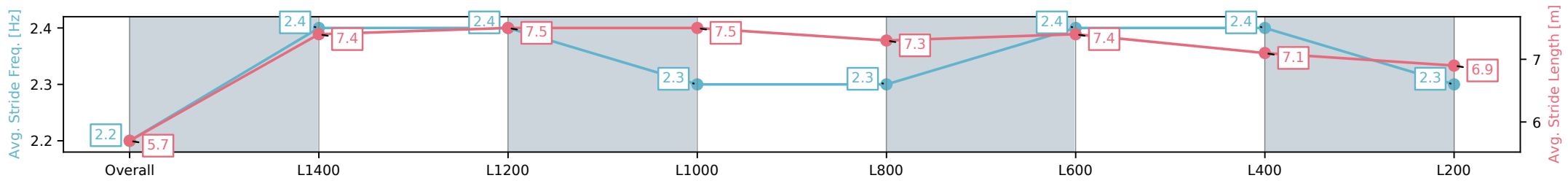
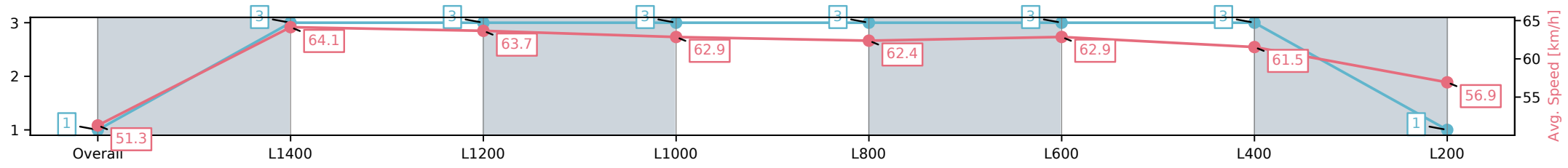
Horse/Jockey Name	SWYCHO/Todd Pannell
Finish Rank	1
Fastest Section Time (Section)	0:11.43 (L1200)
Top Speed [km/h] (Section)	65.4 (Overall)
Race State	Finished



Morphettville SA - Professional
 Race 5: Ennio International Spring Net Handicap - 1600m
 08 February 2025 - 2:47PM
 Track Rating: Good 4, Weather: Fine, Rail Position: +5m Entire



Section	Overall	L1400	L1200	L1000	L800	L600	L400	L200
Section Times	1:36.11[1] (0:14.06)	1:22.05[3] (0:11.46)	1:10.59[3] (0:11.43)	0:59.16[3] (0:11.45)	0:47.71[3] (0:11.69)	0:36.02[3] (0:11.62)	0:24.40[3] (0:11.77)	0:12.63[1] (0:12.63)
Average Speed [km/h]	51.3	64.1	63.7	62.9	62.4	62.9	61.5	56.9
Top Speed [km/h]	64.4	65.4	65.1	64.2	63.0	63.4	62.6	60.1
Avg. Dist. to Rail [m]	10.3	5.1	3.2	3.7	3.1	2.8	4.5	6.1
Avg. Stride Freq. [Hz]	2.2	2.4	2.4	2.3	2.3	2.4	2.4	2.3
Avg. Stride Length [m]	5.7	7.4	7.5	7.5	7.3	7.4	7.1	6.9



[] Ranking at each section and finish
 -:-:- No data available at this section
 NA No data available

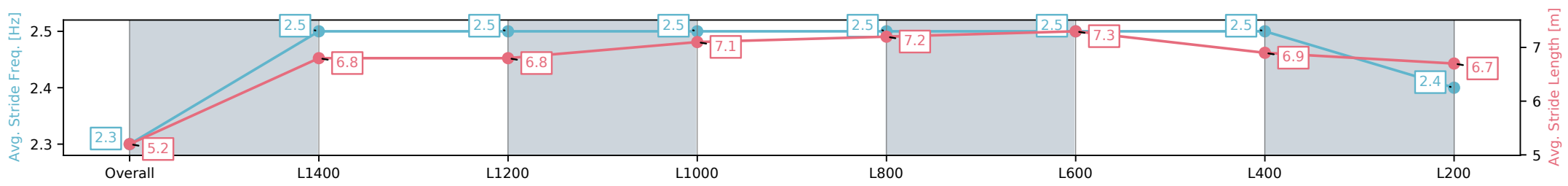
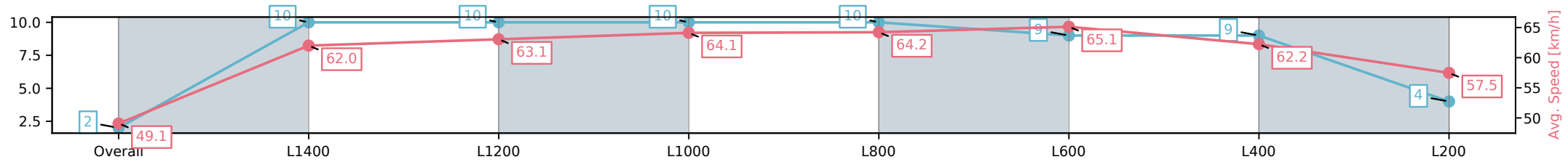
Horse/Jockey Name	PELEVECCHIO/Lachlan Neindorf
Finish Rank	2
Fastest Section Time (Section)	0:11.25 (L1000)
Top Speed [km/h] (Section)	66.3 (L800)
Race State	Finished



Morphettville SA - Professional
 Race 5: Ennio International Spring Net Handicap - 1600m
 08 February 2025 - 2:47PM
 Track Rating: Good 4, Weather: Fine, Rail Position: +5m Entire



Section	Overall	L1400	L1200	L1000	L800	L600	L400	L200
Section Times	1:36.28[2] (0:14.70)	1:21.58[10] (0:11.78)	1:09.80[10] (0:11.51)	0:58.29[10] (0:11.25)	0:47.04[10] (0:11.44)	0:35.60[9] (0:11.41)	0:24.19[9] (0:11.67)	0:12.52[4] (0:12.52)
Average Speed [km/h]	49.1	62.0	63.1	64.1	64.2	65.1	62.2	57.5
Top Speed [km/h]	62.0	62.7	64.8	64.7	64.7	66.3	63.9	61.1
Avg. Dist. to Rail [m]	9.1	3.7	2.7	5.2	5.3	5.9	8.2	8.2
Avg. Stride Freq. [Hz]	2.3	2.5	2.5	2.5	2.5	2.5	2.5	2.4
Avg. Stride Length [m]	5.2	6.8	6.8	7.1	7.2	7.3	6.9	6.7



[] Ranking at each section and finish
 -:-:- No data available at this section
 NA No data available

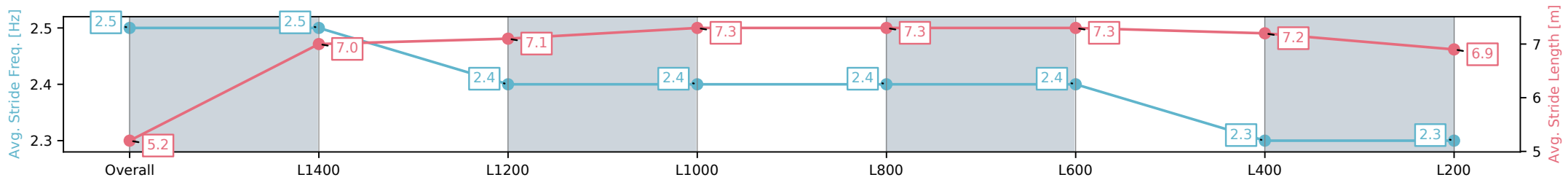
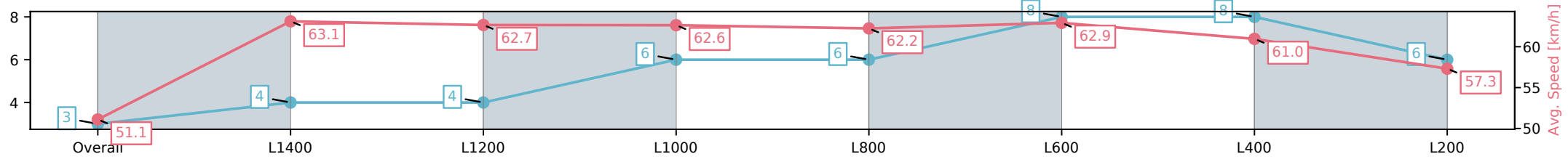
Horse/Jockey Name	BONA FIDE STAR/Alana Livesey
Finish Rank	3
Fastest Section Time (Section)	0:11.49 (L1000)
Top Speed [km/h] (Section)	64.5 (Overall)
Race State	Finished



Morphettville SA - Professional
 Race 5: Ennio International Spring Net Handicap - 1600m
 08 February 2025 - 2:47PM
 Track Rating: Good 4, Weather: Fine, Rail Position: +5m Entire



Section	Overall	L1400	L1200	L1000	L800	L600	L400	L200
Section Times	1:36.45[3] (0:14.13)	1:22.32[4] (0:11.56)	1:10.75[4] (0:11.57)	0:59.17[6] (0:11.49)	0:47.68[6] (0:11.70)	0:35.98[8] (0:11.57)	0:24.40[8] (0:11.84)	0:12.56[6] (0:12.56)
Average Speed [km/h]	51.1	63.1	62.7	62.6	62.2	62.9	61.0	57.3
Top Speed [km/h]	64.5	64.1	64.0	64.0	63.1	64.1	62.3	60.2
Avg. Dist. to Rail [m]	8.2	3.6	2.3	3.5	2.8	2.3	3.2	6.9
Avg. Stride Freq. [Hz]	2.5	2.5	2.4	2.4	2.4	2.4	2.3	2.3
Avg. Stride Length [m]	5.2	7.0	7.1	7.3	7.3	7.3	7.2	6.9



[] Ranking at each section and finish
 -:-:- No data available at this section
 NA No data available

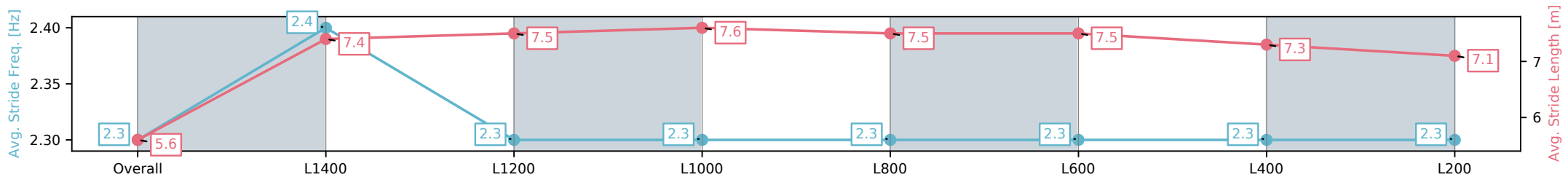
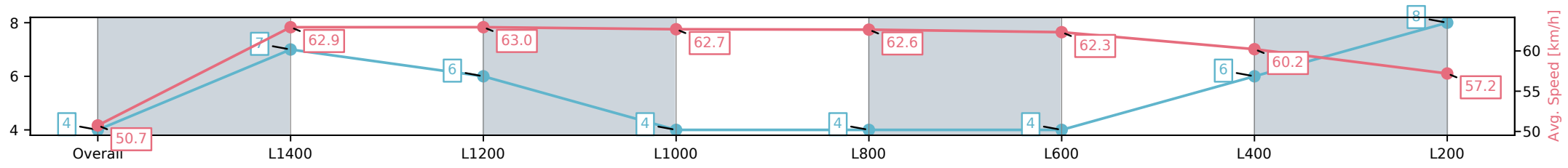
Horse/Jockey Name	OPPORTUNE CHANCE/Kayla Crowther
Finish Rank	4
Fastest Section Time (Section)	0:11.51 (L1200)
Top Speed [km/h] (Section)	64.6 (L800)
Race State	Finished



Morphettville SA - Professional
 Race 5: Ennio International Spring Net Handicap - 1600m
 08 February 2025 - 2:47PM
 Track Rating: Good 4, Weather: Fine, Rail Position: +5m Entire



Section	Overall	L1400	L1200	L1000	L800	L600	L400	L200
Section Times	1:36.54[4] (0:14.16)	1:22.38[5] (0:11.54)	1:10.84[5] (0:11.51)	0:59.33[5] (0:11.53)	0:47.80[5] (0:11.66)	0:36.14[7] (0:11.54)	0:24.60[5] (0:11.92)	0:12.68[5] (0:12.68)
Average Speed [km/h]	50.9	63.1	62.9	62.6	62.3	63.7	60.9	56.8
Top Speed [km/h]	64.0	64.0	63.6	63.8	63.4	64.6	63.5	59.5
Avg. Dist. to Rail [m]	5.2	2.7	2.0	2.9	2.8	4.1	6.5	8.9
Avg. Stride Freq. [Hz]	2.4	2.5	2.4	2.4	2.4	2.5	2.4	2.3
Avg. Stride Length [m]	5.4	7.2	7.3	7.3	6.9	7.1	7.0	6.7



[] Ranking at each section and finish
 -:-:- No data available at this section
 NA No data available

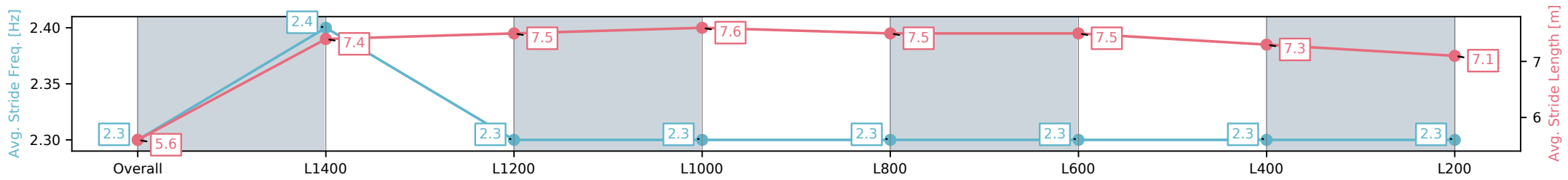
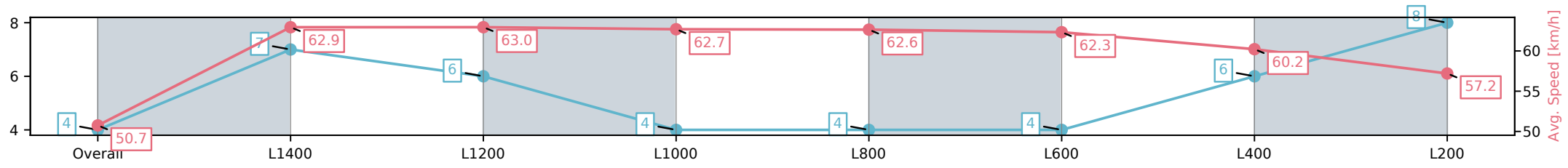
Horse/Jockey Name	SAINT MICHAEL/Margaret Collett
Finish Rank	4
Fastest Section Time (Section)	0:11.47 (L1000)
Top Speed [km/h] (Section)	64.5 (Overall)
Race State	Finished



Morphettville SA - Professional
 Race 5: Ennio International Spring Net Handicap - 1600m
 08 February 2025 - 2:47PM
 Track Rating: Good 4, Weather: Fine, Rail Position: +5m Entire



Section	Overall	L1400	L1200	L1000	L800	L600	L400	L200
Section Times	1:36.54[4] (0:14.20)	1:22.34[7] (0:11.52)	1:10.82[6] (0:11.49)	0:59.33[4] (0:11.47)	0:47.86[4] (0:11.60)	0:36.26[4] (0:11.66)	0:24.60[6] (0:12.02)	0:12.58[8] (0:12.57)
Average Speed [km/h]	50.7	62.9	63.0	62.7	62.6	62.3	60.2	57.2
Top Speed [km/h]	64.5	64.5	64.4	64.5	63.6	63.2	61.4	58.6
Avg. Dist. to Rail [m]	4.1	2.0	0.9	1.3	1.9	2.4	3.8	6.9
Avg. Stride Freq. [Hz]	2.3	2.4	2.3	2.3	2.3	2.3	2.3	2.3
Avg. Stride Length [m]	5.6	7.4	7.5	7.6	7.5	7.5	7.3	7.1



[] Ranking at each section and finish
 -:-:- No data available at this section
 NA No data available

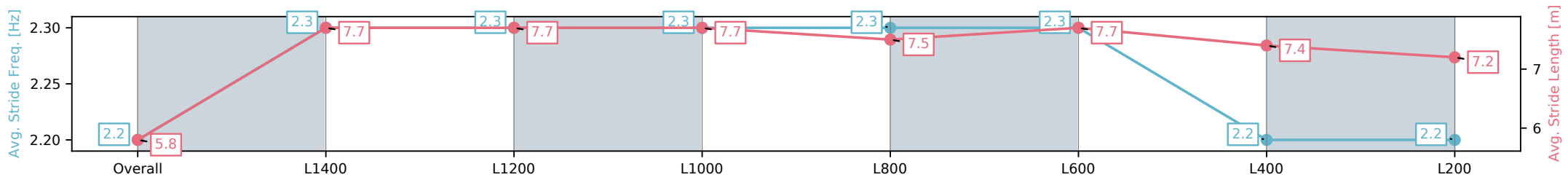
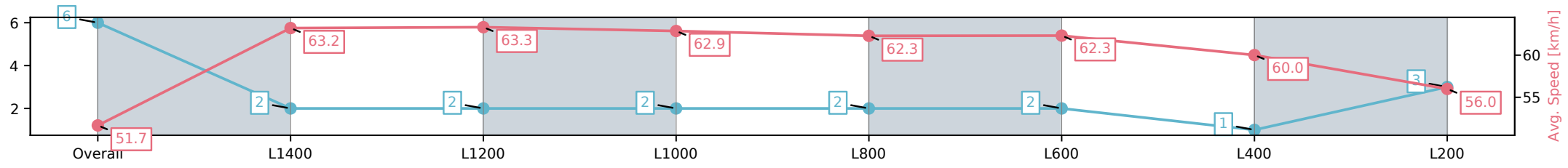
Horse/Jockey Name	GRINZINGER ACE/Ben Price
Finish Rank	6
Fastest Section Time (Section)	0:11.42 (L1200)
Top Speed [km/h] (Section)	64.5 (Overall)
Race State	Finished



Morphettville SA - Professional
 Race 5: Ennio International Spring Net Handicap - 1600m
 08 February 2025 - 2:47PM
 Track Rating: Good 4, Weather: Fine, Rail Position: +5m Entire



Section	Overall	L1400	L1200	L1000	L800	L600	L400	L200
Section Times	1:36.58[6] (0:13.93)	1:22.65[2] (0:11.51)	1:11.14[2] (0:11.42)	0:59.72[2] (0:11.45)	0:48.27[2] (0:11.66)	0:36.61[2] (0:11.70)	0:24.91[1] (0:12.05)	0:12.86[3] (0:12.86)
Average Speed [km/h]	51.7	63.2	63.3	62.9	62.3	62.3	60.0	56.0
Top Speed [km/h]	64.5	64.4	63.7	63.6	62.7	62.7	61.5	58.4
Avg. Dist. to Rail [m]	7.1	2.4	1.5	2.4	2.2	2.4	4.2	5.5
Avg. Stride Freq. [Hz]	2.2	2.3	2.3	2.3	2.3	2.3	2.2	2.2
Avg. Stride Length [m]	5.8	7.7	7.7	7.7	7.5	7.7	7.4	7.2



[] Ranking at each section and finish
 -:-:- No data available at this section
 NA No data available

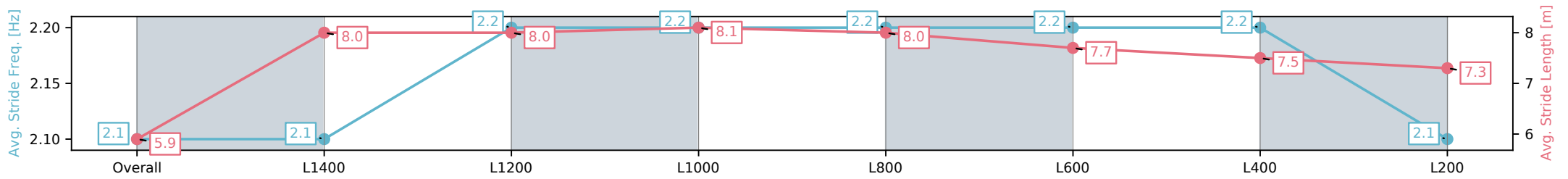
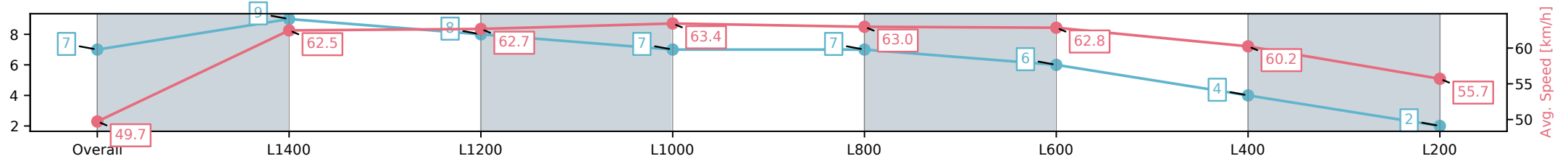
Horse/Jockey Name	RUBINI/Teagan Voorham
Finish Rank	7
Fastest Section Time (Section)	0:11.36 (L1000)
Top Speed [km/h] (Section)	64.0 (L1200)
Race State	Finished



Morphettville SA - Professional
 Race 5: Ennio International Spring Net Handicap - 1600m
 08 February 2025 - 2:47PM
 Track Rating: Good 4, Weather: Fine, Rail Position: +5m Entire



Section	Overall	L1400	L1200	L1000	L800	L600	L400	L200
Section Times	1:36.63[7] (0:14.50)	1:22.13[9] (0:11.53)	1:10.60[8] (0:11.50)	0:59.10[7] (0:11.36)	0:47.74[7] (0:11.51)	0:36.23[6] (0:11.38)	0:24.85[4] (0:11.93)	0:12.92[2] (0:12.92)
Average Speed [km/h]	49.7	62.5	62.7	63.4	63.0	62.8	60.2	55.7
Top Speed [km/h]	62.9	62.9	63.4	64.0	63.6	63.9	61.0	59.1
Avg. Dist. to Rail [m]	2.4	0.8	0.5	2.2	1.7	1.0	1.7	0.3
Avg. Stride Freq. [Hz]	2.1	2.1	2.2	2.2	2.2	2.2	2.2	2.1
Avg. Stride Length [m]	5.9	8.0	8.0	8.1	8.0	7.7	7.5	7.3



Report Created: Sat 08 February 2025 15:42:56 GMT+11 (Note: Timing is based on positional data)

[] Ranking at each section and finish
 -:-:- No data available at this section
 NA No data available



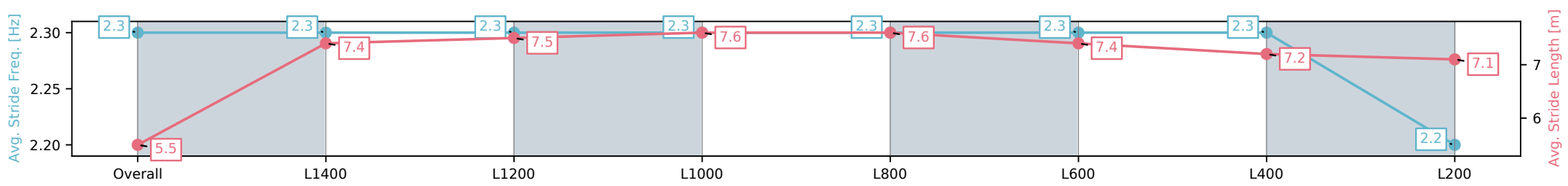
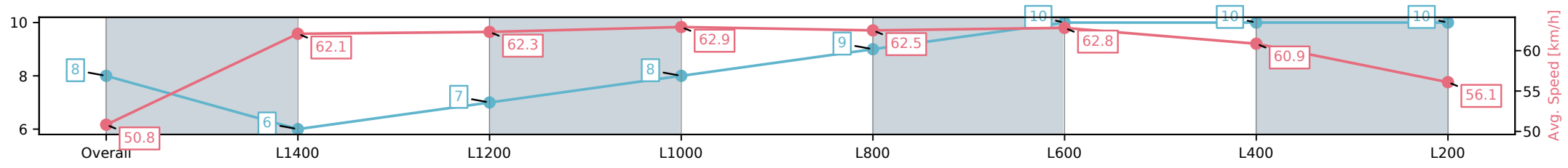
Horse/Jockey Name	ORIEDOS/Taylor Johnstone
Finish Rank	8
Fastest Section Time (Section)	0:11.44 (L1000)
Top Speed [km/h] (Section)	64.1 (Overall)
Race State	Finished



Morphettville SA - Professional
 Race 5: Ennio International Spring Net Handicap - 1600m
 08 February 2025 - 2:47PM
 Track Rating: Good 4, Weather: Fine, Rail Position: +5m Entire



Section	Overall	L1400	L1200	L1000	L800	L600	L400	L200
Section Times	1:36.93[8] (0:14.18)	1:22.75[6] (0:11.75)	1:11.00[7] (0:11.66)	0:59.34[8] (0:11.44)	0:47.90[9] (0:11.66)	0:36.24[10] (0:11.55)	0:24.69[10] (0:11.85)	0:12.84[10] (0:12.84)
Average Speed [km/h]	50.8	62.1	62.3	62.9	62.5	62.8	60.9	56.1
Top Speed [km/h]	64.1	63.2	63.4	63.3	63.4	63.7	62.2	59.4
Avg. Dist. to Rail [m]	6.2	3.3	2.8	4.3	3.2	1.8	1.9	3.5
Avg. Stride Freq. [Hz]	2.3	2.3	2.3	2.3	2.3	2.3	2.3	2.2
Avg. Stride Length [m]	5.5	7.4	7.5	7.6	7.6	7.4	7.2	7.1



[] Ranking at each section and finish
 -:-:- No data available at this section
 NA No data available

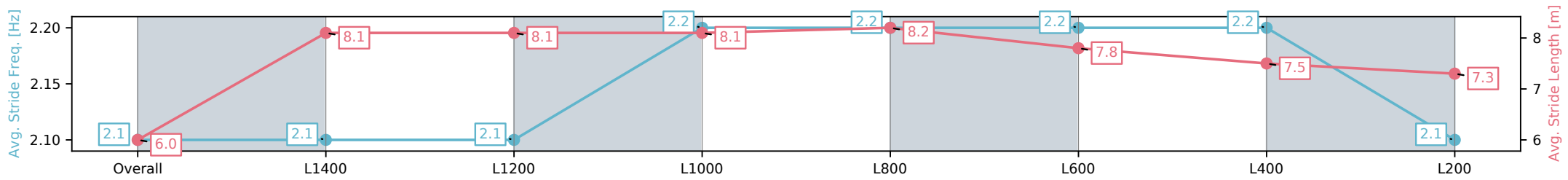
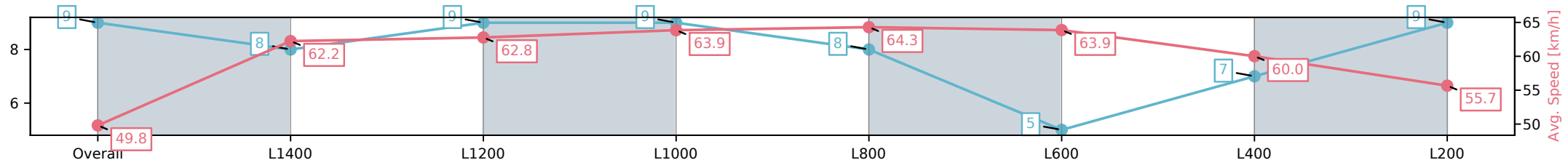
Horse/Jockey Name	BUSH INFERENCE/Justin Potter
Finish Rank	9
Fastest Section Time (Section)	0:11.26 (L1000)
Top Speed [km/h] (Section)	65.0 (L1000)
Race State	Finished



Morphettville SA - Professional
 Race 5: Ennio International Spring Net Handicap - 1600m
 08 February 2025 - 2:47PM
 Track Rating: Good 4, Weather: Fine, Rail Position: +5m Entire



Section	Overall	L1400	L1200	L1000	L800	L600	L400	L200
Section Times	1:36.99[9] (0:14.46)	1:22.53[8] (0:11.70)	1:10.83[9] (0:11.56)	0:59.26[9] (0:11.26)	0:48.00[8] (0:11.39)	0:36.61[5] (0:11.56)	0:25.04[7] (0:12.11)	0:12.93[9] (0:12.93)
Average Speed [km/h]	49.8	62.2	62.8	63.9	64.3	63.9	60.0	55.7
Top Speed [km/h]	62.7	62.9	63.3	64.5	65.0	64.7	61.9	58.3
Avg. Dist. to Rail [m]	7.5	3.1	2.2	3.5	4.0	5.3	7.2	8.6
Avg. Stride Freq. [Hz]	2.1	2.1	2.1	2.2	2.2	2.2	2.2	2.1
Avg. Stride Length [m]	6.0	8.1	8.1	8.1	8.2	7.8	7.5	7.3



[] Ranking at each section and finish
 -:-:- No data available at this section
 NA No data available

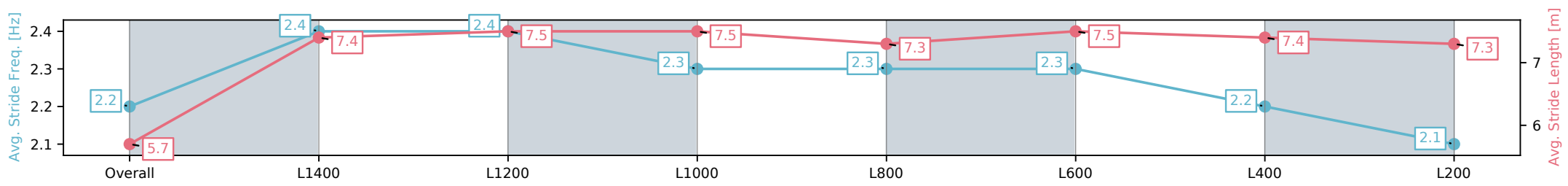
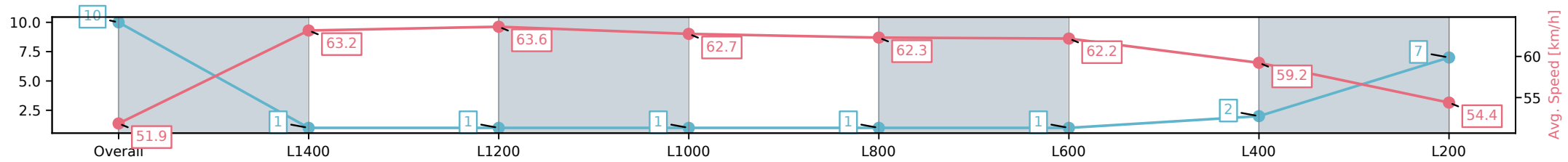
Horse/Jockey Name	ZION'S GATE/Rochelle Milnes
Finish Rank	10
Fastest Section Time (Section)	0:11.43 (L1200)
Top Speed [km/h] (Section)	64.2 (Overall)
Race State	Finished



Morphettville SA - Professional
 Race 5: Ennio International Spring Net Handicap - 1600m
 08 February 2025 - 2:47PM
 Track Rating: Good 4, Weather: Fine, Rail Position: +5m Entire



Section	Overall	L1400	L1200	L1000	L800	L600	L400	L200
Section Times	1:37.13[10] (0:13.89)	1:23.24[1] (0:11.49)	1:11.75[1] (0:11.43)	1:00.32[1] (0:11.46)	0:48.86[1] (0:11.69)	0:37.17[1] (0:11.74)	0:25.43[2] (0:12.20)	0:13.23[7] (0:13.23)
Average Speed [km/h]	51.9	63.2	63.6	62.7	62.3	62.2	59.2	54.4
Top Speed [km/h]	64.2	64.0	63.9	63.6	62.7	63.1	61.0	57.6
Avg. Dist. to Rail [m]	5.3	2.1	2.5	3.2	2.8	2.6	3.8	5.8
Avg. Stride Freq. [Hz]	2.2	2.4	2.4	2.3	2.3	2.3	2.2	2.1
Avg. Stride Length [m]	5.7	7.4	7.5	7.5	7.3	7.5	7.4	7.3



Report Created: Sat 08 February 2025 15:42:58 GMT+11 (Note: Timing is based on positional data)

[] Ranking at each section and finish
 -:-:- No data available at this section
 NA No data available



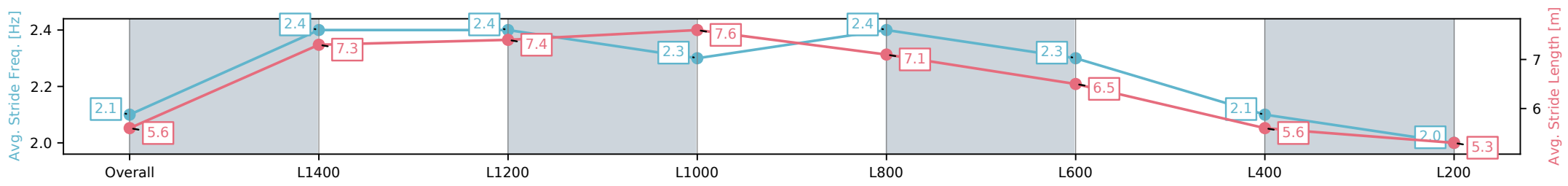
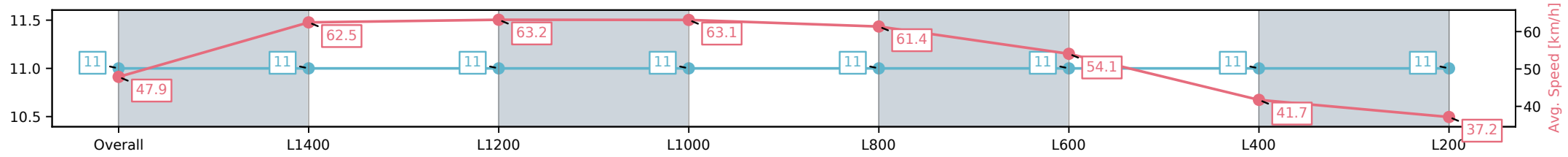
Horse/Jockey Name	PETROL HEAD/Jake Toeroek
Finish Rank	11
Fastest Section Time (Section)	0:11.41 (L1000)
Top Speed [km/h] (Section)	65.1 (L1400)
Race State	Finished



Morphettville SA - Professional
 Race 5: Ennio International Spring Net Handicap - 1600m
 08 February 2025 - 2:47PM
 Track Rating: Good 4, Weather: Fine, Rail Position: +5m Entire



Section	Overall	L1400	L1200	L1000	L800	L600	L400	L200
Section Times	1:51.29[11] (0:15.06)	1:36.23[11] (0:11.61)	1:24.62[11] (0:11.46)	1:13.16[11] (0:11.41)	1:01.75[11] (0:11.76)	0:49.99[11] (0:13.35)	0:36.64[11] (0:17.27)	0:19.37[11] (0:19.37)
Average Speed [km/h]	47.9	62.5	63.2	63.1	61.4	54.1	41.7	37.2
Top Speed [km/h]	62.6	63.8	65.1	64.6	64.4	59.4	49.0	40.9
Avg. Dist. to Rail [m]	7.2	1.9	1.4	1.9	1.1	0.6	0.7	0.5
Avg. Stride Freq. [Hz]	2.1	2.4	2.4	2.3	2.4	2.3	2.1	2.0
Avg. Stride Length [m]	5.6	7.3	7.4	7.6	7.1	6.5	5.6	5.3



[] Ranking at each section and finish
 -:-:- No data available at this section
 NA No data available