



RACINGSA

# Morphettville SA

## Race 4: Sportsbet Handicap - 1100m

08 February 2025 - 2:12PM



Morphettville

Track Rating: Good 4, Weather: Fine, Rail Position: +5m Entire

Section								Overall	L1000	L800	L600	L400	L200		
Field Times								1:03.10 (0:08.39)	0:54.71 (0:10.59)	0:44.13 (0:10.62)	0:33.51 (0:11.02)	0:22.49 (0:10.97)	0:11.52 (0:11.52)	Margin	Distance Travelled From Winner [m]
Position	#	Horse/Jockey	Barrier	Top Speed [km/h]	Fastest Section	First 400m									
1	2	<b>MY KHALIFA</b> Taylor Johnstone	4	70.4 1000-800	0:10.55 800-600	0:25.21	1:03.10 (0:08.95)	0:54.15 [7] (0:11.02)	0:43.13 [7] (0:10.55)	0:32.58 [7] (0:10.65)	0:21.93 [7] (0:10.67)	0:11.26 [7] (0:11.26)	1:03.10		
2	4	<b>KLABEL</b> Jake Toeroek	5	70.0 1000-800	0:10.53 800-600	0:24.97	1:03.10 (0:08.74)	0:54.36 [6] (0:10.89)	0:43.47 [6] (0:10.53)	0:32.94 [5] (0:10.69)	0:22.25 [5] (0:10.90)	0:11.35 [3] (0:11.35)	0.01L	+3	
3	3	<b>CELSIUS STAR</b> Lachlan Neindorf	3	69.6 800-600	0:10.65 800-600	0:24.85	1:03.15 (0:08.61)	0:54.54 [4] (0:10.95)	0:43.59 [5] (0:10.65)	0:32.94 [6] (0:10.65)	0:22.29 [6] (0:10.80)	0:11.49 [2] (0:11.49)	0.27L	-3	
4	8	<b>THE GREAT BABY</b> Manoel Nunes	7	69.7 1200-1000	0:10.59 1000-800	0:24.20	1:03.17 (0:08.38)	0:54.79 [1] (0:10.59)	0:44.20 [1] (0:10.62)	0:33.58 [1] (0:11.01)	0:22.57 [1] (0:10.98)	0:11.59 [1] (0:11.59)	0.39L	+1	
5	1	<b>EXTREMELY LUCKY</b> Rochelle Milnes	2	69.5 1000-800	0:10.51 800-600	0:24.95	1:03.19 (0:08.62)	0:54.57 [5] (0:10.89)	0:43.68 [4] (0:10.51)	0:33.17 [3] (0:10.77)	0:22.40 [2] (0:11.00)	0:11.40 [5] (0:11.40)	0.55L	-3	
6	6	<b>PICARGO</b> Alana Livesey	1	68.7 1000-800	0:10.62 800-600	0:24.75	1:03.39 (0:08.51)	0:54.88 [3] (0:10.93)	0:43.95 [3] (0:10.62)	0:33.33 [4] (0:10.75)	0:22.58 [4] (0:11.02)	0:11.56 [6] (0:11.56)	1.79L	-5	
7	7	<b>DIVINE GLORY</b> Ben Price	6	68.1 1200-1000	0:10.72 800-600	0:24.54	1:03.60 (0:08.43)	0:55.17 [2] (0:10.75)	0:44.42 [2] (0:10.72)	0:33.70 [2] (0:10.90)	0:22.80 [3] (0:10.98)	0:11.82 [4] (0:11.82)	3.08L	-2	

Scratched: Prairie Flower (#5)

- [ ] Position in running at each section and finish
- #: Saddle cloth number
- :--:-- No data available at this section
- DNF Did not finish
- NA No data available
- DNT Did not track
- █ Background shading for fastest section

Horse/Jockey Name	MY KHALIFA/Taylor Johnstone
Finish Rank	1
Fastest Section Time (Section)	0:10.55 (L800)
Top Speed [km/h] (Section)	70.4 (L1000)
Race State	Finished



Morphettville SA - Professional

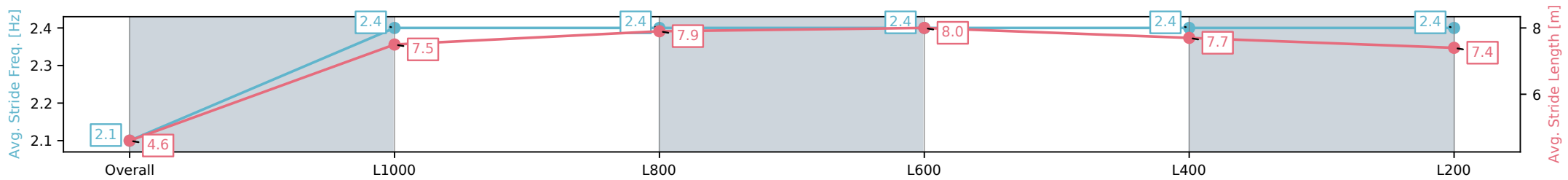
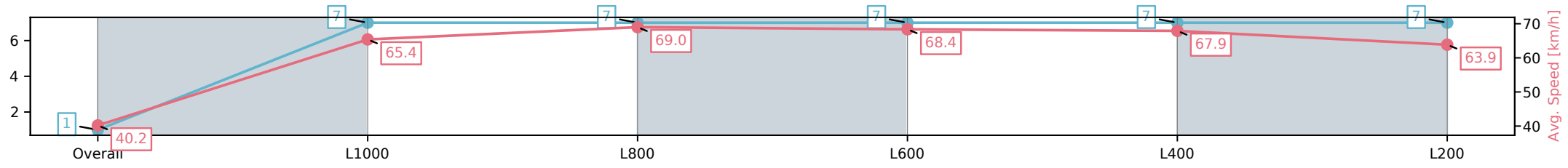
Race 4: Sportsbet Handicap - 1100m

08 February 2025 - 2:12PM

Track Rating: Good 4, Weather: Fine, Rail Position: +5m Entire



Section	Overall	L1000	L800	L600	L400	L200
Section Times	1:03.10[1] (0:08.95)	0:54.15[7] (0:11.02)	0:43.13[7] (0:10.55)	0:32.58[7] (0:10.65)	0:21.93[7] (0:10.67)	0:11.26[7] (0:11.26)
Average Speed [km/h]	40.2	65.4	69.0	68.4	67.9	63.9
Top Speed [km/h]	59.7	69.1	70.4	69.7	69.1	66.8
Avg. Dist. to Rail [m]	5.5	3.0	2.7	2.3	5.3	7.0
Avg. Stride Freq. [Hz]	2.1	2.4	2.4	2.4	2.4	2.4
Avg. Stride Length [m]	4.6	7.5	7.9	8.0	7.7	7.4



[ ] Ranking at each section and finish  
 -:-:- No data available at this section  
 NA No data available

Horse/Jockey Name	KLABEL/Jake Toeroek
Finish Rank	2
Fastest Section Time (Section)	0:10.53 (L800)
Top Speed [km/h] (Section)	70.0 (L1000)
Race State	Finished



Morphettville SA - Professional

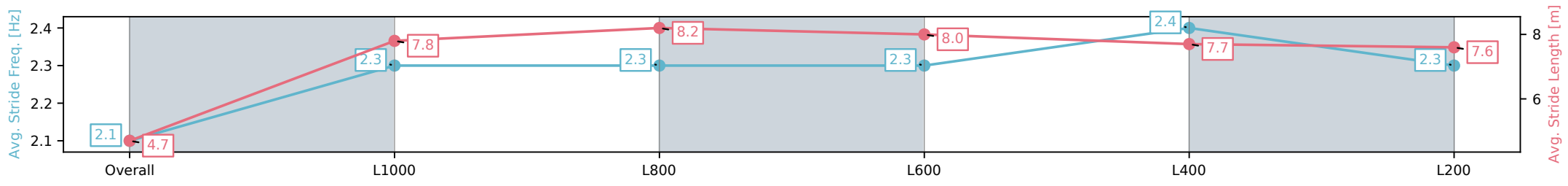
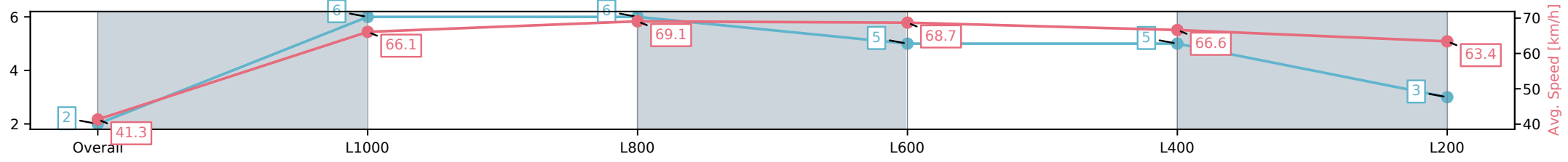
Race 4: Sportsbet Handicap - 1100m

08 February 2025 - 2:12PM

Track Rating: Good 4, Weather: Fine, Rail Position: +5m Entire



Section	Overall	L1000	L800	L600	L400	L200
Section Times	1:03.10[2] (0:08.74)	0:54.36[6] (0:10.89)	0:43.47[6] (0:10.53)	0:32.94[5] (0:10.69)	0:22.25[5] (0:10.90)	0:11.35[3] (0:11.35)
Average Speed [km/h]	41.3	66.1	69.1	68.7	66.6	63.4
Top Speed [km/h]	60.1	69.1	70.0	68.9	68.2	65.3
Avg. Dist. to Rail [m]	5.5	2.3	2.5	3.8	7.5	7.9
Avg. Stride Freq. [Hz]	2.1	2.3	2.3	2.3	2.4	2.3
Avg. Stride Length [m]	4.7	7.8	8.2	8.0	7.7	7.6



[ ] Ranking at each section and finish  
 -:-:- No data available at this section  
 NA No data available

Horse/Jockey Name	CELSIUS STAR/Lachlan Neindorf
Finish Rank	3
Fastest Section Time (Section)	0:10.65 (L800)
Top Speed [km/h] (Section)	69.6 (L800)
Race State	Finished



Morphettville SA - Professional

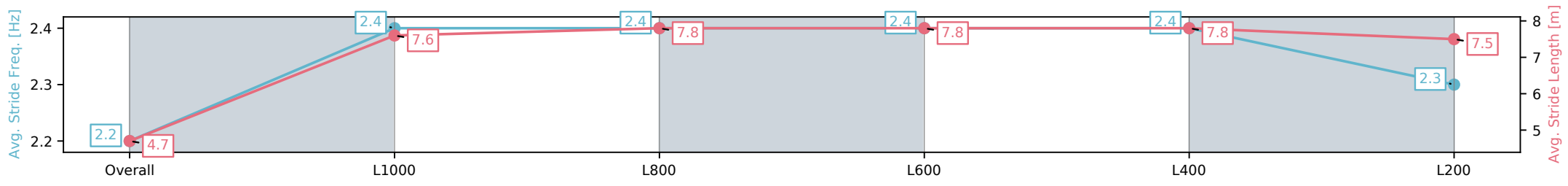
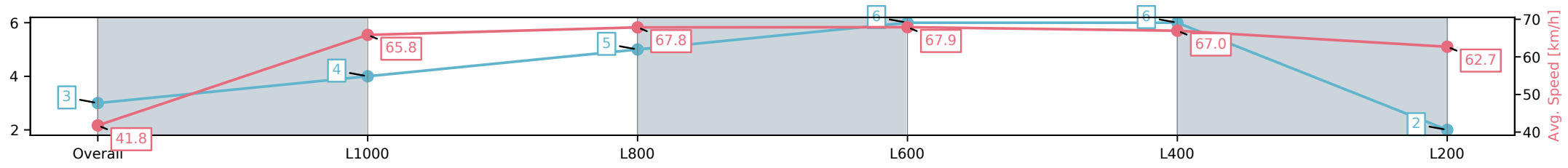
Race 4: Sportsbet Handicap - 1100m

08 February 2025 - 2:12PM

Track Rating: Good 4, Weather: Fine, Rail Position: +5m Entire



Section	Overall	L1000	L800	L600	L400	L200
Section Times	1:03.15[3] (0:08.61)	0:54.54[4] (0:10.95)	0:43.59[5] (0:10.65)	0:32.94[6] (0:10.65)	0:22.29[6] (0:10.80)	0:11.49[2] (0:11.49)
Average Speed [km/h]	41.8	65.8	67.8	67.9	67.0	62.7
Top Speed [km/h]	60.6	68.7	69.0	69.6	68.2	65.1
Avg. Dist. to Rail [m]	4.3	2.3	1.3	0.8	3.8	5.3
Avg. Stride Freq. [Hz]	2.2	2.4	2.4	2.4	2.4	2.3
Avg. Stride Length [m]	4.7	7.6	7.8	7.8	7.8	7.5



[ ] Ranking at each section and finish  
 -:-:- No data available at this section  
 NA No data available

Horse/Jockey Name	THE GREAT BABY/Manoel Nunes
Finish Rank	4
Fastest Section Time (Section)	0:10.59 (L1000)
Top Speed [km/h] (Section)	69.7 (Overall)
Race State	Finished



Morphettville SA - Professional

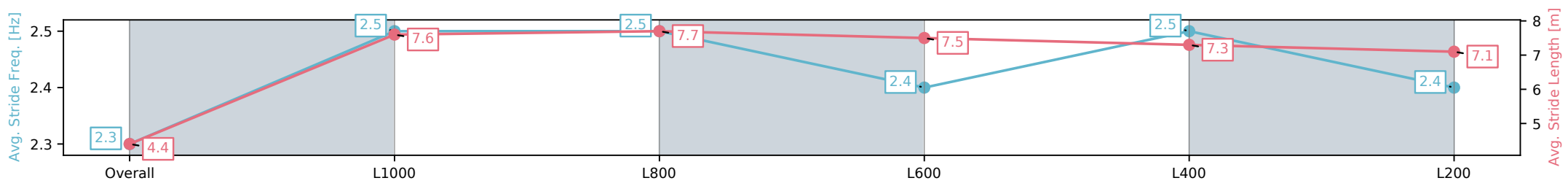
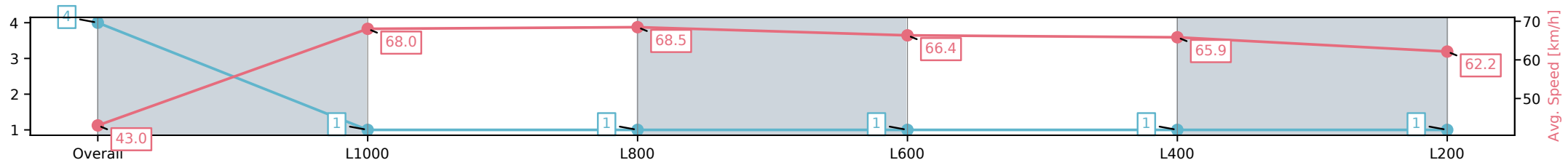
Race 4: Sportsbet Handicap - 1100m

08 February 2025 - 2:12PM

Track Rating: Good 4, Weather: Fine, Rail Position: +5m Entire



Section	Overall	L1000	L800	L600	L400	L200
Section Times	1:03.17[4] (0:08.38)	0:54.79[1] (0:10.59)	0:44.20[1] (0:10.62)	0:33.58[1] (0:11.01)	0:22.57[1] (0:10.98)	0:11.59[1] (0:11.59)
Average Speed [km/h]	43.0	68.0	68.5	66.4	65.9	62.2
Top Speed [km/h]	66.1	69.7	69.3	68.5	67.7	65.2
Avg. Dist. to Rail [m]	8.3	3.9	2.6	2.9	2.7	3.3
Avg. Stride Freq. [Hz]	2.3	2.5	2.5	2.4	2.5	2.4
Avg. Stride Length [m]	4.4	7.6	7.7	7.5	7.3	7.1



[ ] Ranking at each section and finish  
 -:-:- No data available at this section  
 NA No data available

Horse/Jockey Name	EXTREMELY LUCKY/Rochelle Milnes
Finish Rank	5
Fastest Section Time (Section)	0:10.51 (L800)
Top Speed [km/h] (Section)	69.5 (L1000)
Race State	Finished



Morphettville SA - Professional

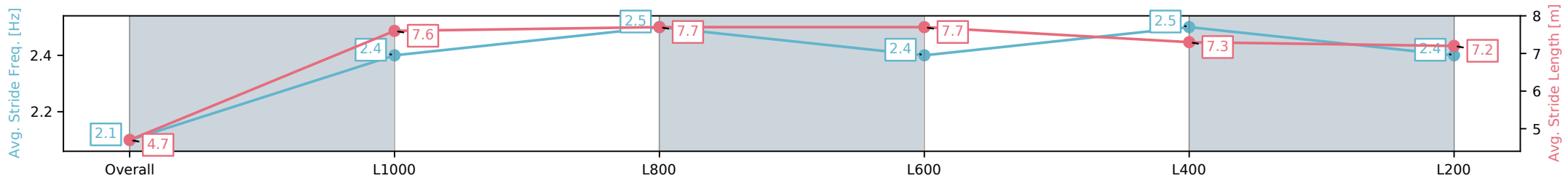
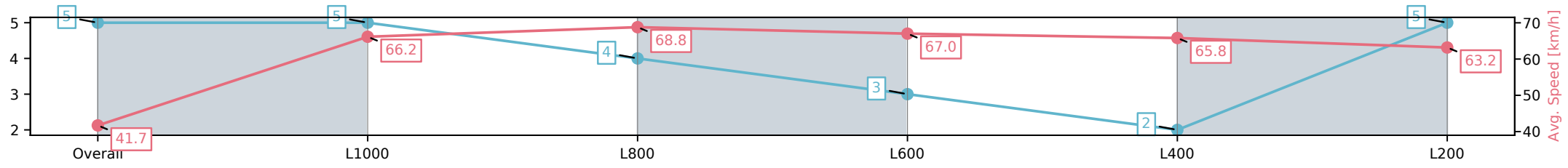
Race 4: Sportsbet Handicap - 1100m

08 February 2025 - 2:12PM

Track Rating: Good 4, Weather: Fine, Rail Position: +5m Entire



Section	Overall	L1000	L800	L600	L400	L200
Section Times	1:03.19[5] (0:08.62)	0:54.57[5] (0:10.89)	0:43.68[4] (0:10.51)	0:33.17[3] (0:10.77)	0:22.40[2] (0:11.00)	0:11.40[5] (0:11.40)
Average Speed [km/h]	41.7	66.2	68.8	67.0	65.8	63.2
Top Speed [km/h]	60.1	68.2	69.5	67.6	66.5	66.1
Avg. Dist. to Rail [m]	3.9	1.7	1.1	0.9	3.2	4.3
Avg. Stride Freq. [Hz]	2.1	2.4	2.5	2.4	2.5	2.4
Avg. Stride Length [m]	4.7	7.6	7.7	7.7	7.3	7.2



[ ] Ranking at each section and finish  
 -:-:- No data available at this section  
 NA No data available

Horse/Jockey Name	PICARGO/Alana Livesey
Finish Rank	6
Fastest Section Time (Section)	0:10.62 (L800)
Top Speed [km/h] (Section)	68.7 (L1000)
Race State	Finished



Morphettville SA - Professional

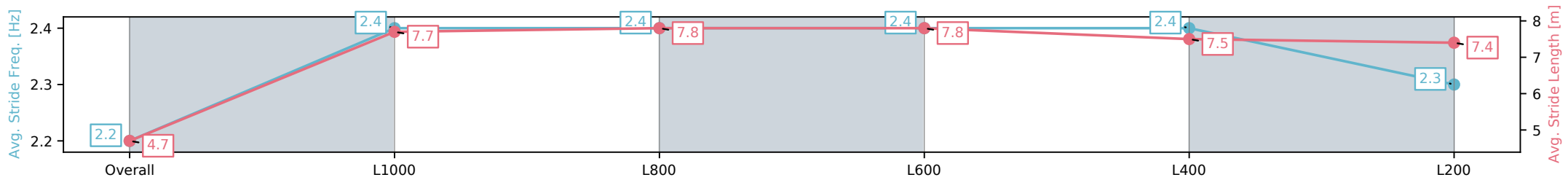
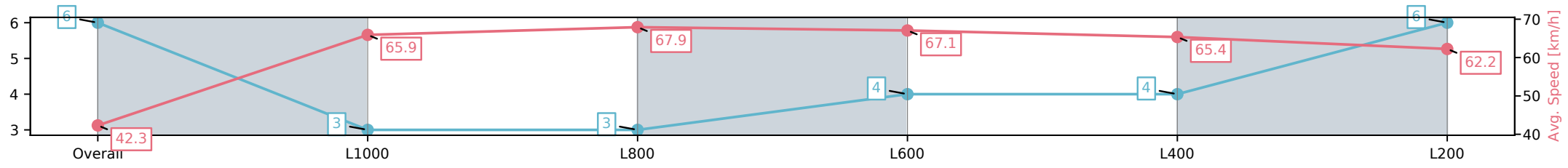
Race 4: Sportsbet Handicap - 1100m

08 February 2025 - 2:12PM

Track Rating: Good 4, Weather: Fine, Rail Position: +5m Entire



Section	Overall	L1000	L800	L600	L400	L200
Section Times	1:03.39[6] (0:08.51)	0:54.88[3] (0:10.93)	0:43.95[3] (0:10.62)	0:33.33[4] (0:10.75)	0:22.58[4] (0:11.02)	0:11.56[6] (0:11.56)
Average Speed [km/h]	42.3	65.9	67.9	67.1	65.4	62.2
Top Speed [km/h]	60.7	68.3	68.7	68.1	66.8	65.1
Avg. Dist. to Rail [m]	2.8	1.3	0.8	0.2	0.7	1.1
Avg. Stride Freq. [Hz]	2.2	2.4	2.4	2.4	2.4	2.3
Avg. Stride Length [m]	4.7	7.7	7.8	7.8	7.5	7.4



[ ] Ranking at each section and finish  
 -:-:- No data available at this section  
 NA No data available

Horse/Jockey Name	DIVINE GLORY/Ben Price
Finish Rank	7
Fastest Section Time (Section)	0:10.72 (L800)
Top Speed [km/h] (Section)	68.1 (Overall)
Race State	Finished



Morphettville SA - Professional

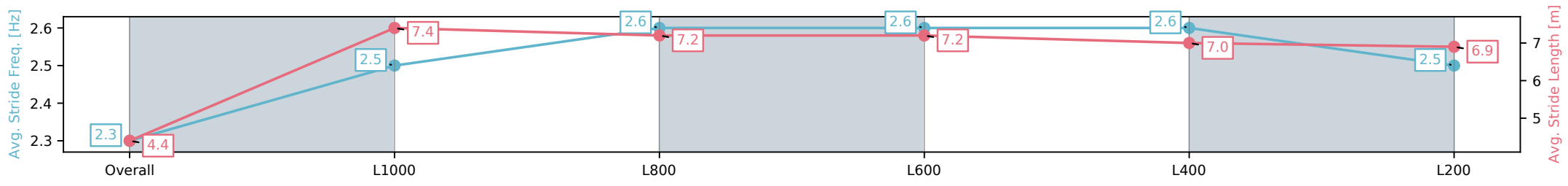
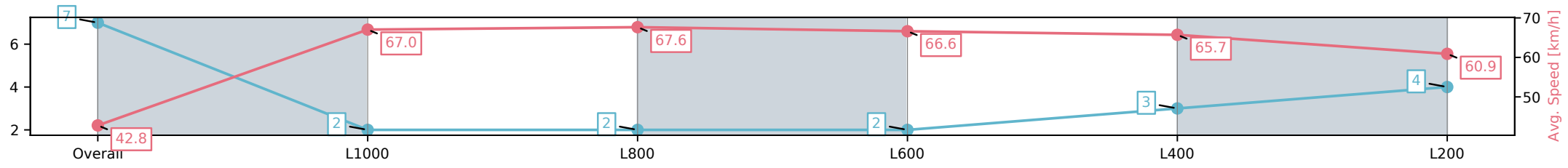
Race 4: Sportsbet Handicap - 1100m

08 February 2025 - 2:12PM

Track Rating: Good 4, Weather: Fine, Rail Position: +5m Entire



Section	Overall	L1000	L800	L600	L400	L200
Section Times	1:03.60[7] (0:08.43)	0:55.17[2] (0:10.75)	0:44.42[2] (0:10.72)	0:33.70[2] (0:10.90)	0:22.80[3] (0:10.98)	0:11.82[4] (0:11.82)
Average Speed [km/h]	42.8	67.0	67.6	66.6	65.7	60.9
Top Speed [km/h]	63.6	68.1	68.0	67.5	66.8	63.3
Avg. Dist. to Rail [m]	6.7	2.5	1.9	1.7	2.0	2.6
Avg. Stride Freq. [Hz]	2.3	2.5	2.6	2.6	2.6	2.5
Avg. Stride Length [m]	4.4	7.4	7.2	7.2	7.0	6.9



[ ] Ranking at each section and finish  
 -:-:- No data available at this section  
 NA No data available