



RACINGSA

Morphettville SA

Race 3: O'Brien's Wholesale Meats Handicap - 1050m

08 February 2025 - 1:37PM



Morphettville

Track Rating: Good 4, Weather: Fine, Rail Position: +5m Entire

Section Field Times							Overall	L1000	L800	L600	L400	L200		
							1:00.28 (0:05.32)	0:54.97 (0:10.81)	0:44.16 (0:10.86)	0:33.30 (0:10.84)	0:22.46 (0:11.00)	0:11.46 (0:11.46)		
Position	#	Horse/Jockey	Barrier	Top Speed [km/h]	Fastest Section	First 400m							Margin	Distance Travelled From Winner [m]
1	6	STEEL TSUNAMI Rochelle Milnes	5	68.4 1200-1000	0:10.81 400-200	0:24.42	1:00.29 (0:05.33)	0:54.96 [2] (0:10.97)	0:43.99 [2] (0:10.85)	0:33.14 [2] (0:10.87)	0:22.27 [2] (0:10.81)	0:11.46 [1] (0:11.46)	1:00.29	
2	1	MESROUR Alana Livesey	7	68.6 600-400	0:10.66 400-200	0:24.90	1:00.38 (0:05.49)	0:54.89 [4] (0:11.20)	0:43.69 [7] (0:10.89)	0:32.80 [7] (0:10.81)	0:21.99 [6] (0:10.66)	0:11.33 [4] (0:11.33)	0.53L	+4
3	7	PURFECT LINE Jake Toeroek	1	68.1 600-400	0:10.82 400-200	0:24.59	1:00.42 (0:05.31)	0:55.11 [1] (0:11.06)	0:44.05 [3] (0:10.89)	0:33.16 [3] (0:10.97)	0:22.19 [3] (0:10.82)	0:11.37 [3] (0:11.37)	0.8L	+1
4	3	THE WIRRULLA BOY Manoel Nunes	3	68.5 600-400	0:10.83 800-600	0:24.77	1:00.59 (0:05.51)	0:55.08 [5] (0:11.11)	0:43.97 [5] (0:10.83)	0:33.14 [5] (0:10.91)	0:22.23 [5] (0:10.86)	0:11.37 [6] (0:11.37)	1.82L	+0
5	4	GOLD SPIRIT Margaret Collett	6	68.2 1000-800	0:10.83 800-600	0:24.68	1:00.65 (0:05.60)	0:55.05 [6] (0:10.97)	0:44.08 [4] (0:10.83)	0:33.25 [4] (0:10.87)	0:22.38 [4] (0:10.94)	0:11.44 [5] (0:11.44)	2.18L	+2
6	9	PALM OF JUMEIRAH Lachlan Neindorf	4	68.5 1000-800	0:10.79 400-200	0:25.11	1:00.79 (0:05.99)	0:54.80 [9] (0:11.02)	0:43.78 [9] (0:10.81)	0:32.97 [9] (0:10.85)	0:22.12 [9] (0:10.79)	0:11.33 [8] (0:11.33)	3.05L	+2
7	8	DUCHESS OF SUSSEX Taylor Johnstone	2	70.2 1200-1000	0:10.76 1000-800	0:24.40	1:00.79 (0:05.37)	0:55.42 [3] (0:10.76)	0:44.66 [1] (0:10.85)	0:33.81 [1] (0:10.85)	0:22.96 [1] (0:11.05)	0:11.91 [2] (0:11.91)	3.08L	+1
8	10	BOUNCING BEYOND Jason Holder	9	68.4 1200-1000	0:10.84 800-600	0:25.13	1:00.88 (0:05.71)	0:55.17 [8] (0:11.16)	0:44.01 [8] (0:10.84)	0:33.17 [8] (0:10.91)	0:22.26 [8] (0:10.93)	0:11.33 [9] (0:11.33)	3.59L	+5
9	5	TAINO ROCKET Justin Potter	8	68.9 1200-1000	0:10.86 800-600	0:24.87	1:01.28 (0:05.61)	0:55.67 [7] (0:11.06)	0:44.61 [6] (0:10.86)	0:33.75 [6] (0:10.88)	0:22.87 [7] (0:10.97)	0:11.90 [7] (0:11.90)	6.07L	+0

Scratched: Rocket Boosters (#2)

- [] Position in running at each section and finish
- #: Saddle cloth number
- :--:-- No data available at this section
- DNF Did not finish
- NA No data available
- DNT Did not track
- █ Background shading for fastest section

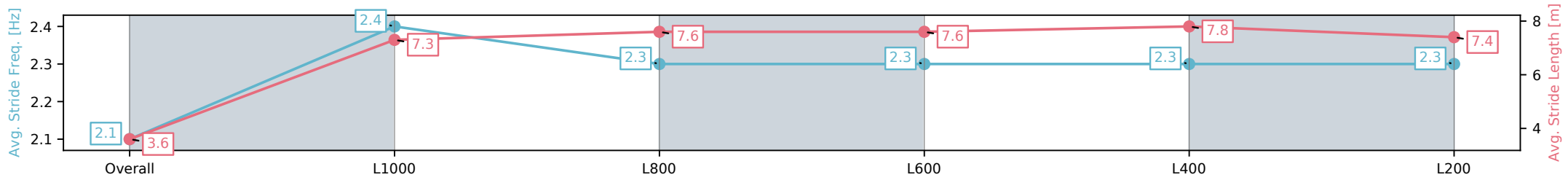
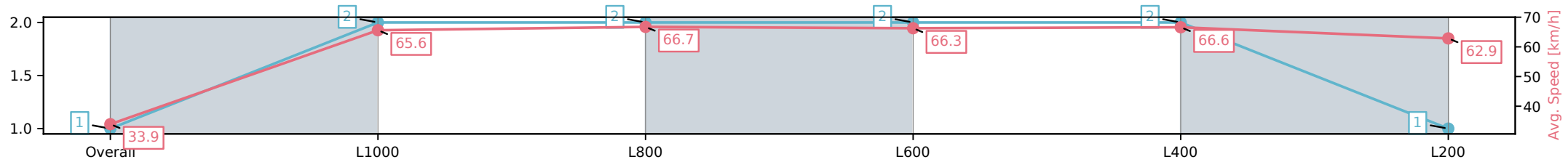
Horse/Jockey Name	STEEL TSUNAMI/Rochelle Milnes
Finish Rank	1
Fastest Section Time (Section)	0:10.81 (L400)
Top Speed [km/h] (Section)	68.4 (Overall)
Race State	Finished



Morphettville SA - Professional
 Race 3: O'Brien's Wholesale Meats Handicap - 1050m
 08 February 2025 - 1:37PM
 Track Rating: Good 4, Weather: Fine, Rail Position: +5m Entire



Section	Overall	L1000	L800	L600	L400	L200
Section Times	1:00.29[1] (0:05.33)	0:54.96[2] (0:10.97)	0:43.99[2] (0:10.85)	0:33.14[2] (0:10.87)	0:22.27[2] (0:10.81)	0:11.46[1] (0:11.46)
Average Speed [km/h]	33.9	65.6	66.7	66.3	66.6	62.9
Top Speed [km/h]	56.9	68.4	68.1	66.8	67.8	65.8
Avg. Dist. to Rail [m]	6.9	4.1	1.2	0.4	1.6	3.4
Avg. Stride Freq. [Hz]	2.1	2.4	2.3	2.3	2.3	2.3
Avg. Stride Length [m]	3.6	7.3	7.6	7.6	7.8	7.4



[] Ranking at each section and finish
 -:-:- No data available at this section
 NA No data available

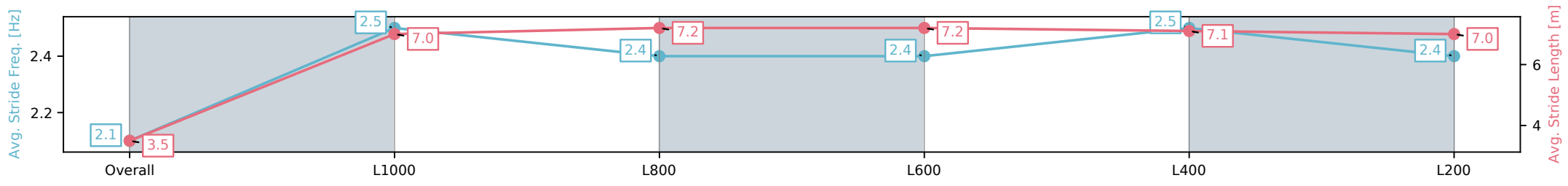
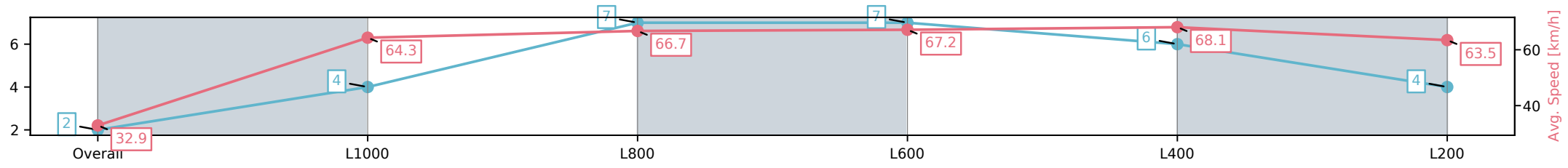
Horse/Jockey Name	MESROUR/Alana Livesey
Finish Rank	2
Fastest Section Time (Section)	0:10.66 (L400)
Top Speed [km/h] (Section)	68.6 (L600)
Race State	Finished



Morphettville SA - Professional
 Race 3: O'Brien's Wholesale Meats Handicap - 1050m
 08 February 2025 - 1:37PM
 Track Rating: Good 4, Weather: Fine, Rail Position: +5m Entire



Section	Overall	L1000	L800	L600	L400	L200
Section Times	1:00.38[2] (0:05.49)	0:54.89[4] (0:11.20)	0:43.69[7] (0:10.89)	0:32.80[7] (0:10.81)	0:21.99[6] (0:10.66)	0:11.33[4] (0:11.33)
Average Speed [km/h]	32.9	64.3	66.7	67.2	68.1	63.5
Top Speed [km/h]	57.0	67.5	68.1	67.7	68.6	67.5
Avg. Dist. to Rail [m]	8.8	5.1	2.4	1.9	5.1	6.8
Avg. Stride Freq. [Hz]	2.1	2.5	2.4	2.4	2.5	2.4
Avg. Stride Length [m]	3.5	7.0	7.2	7.2	7.1	7.0



[] Ranking at each section and finish
 -:-:- No data available at this section
 NA No data available

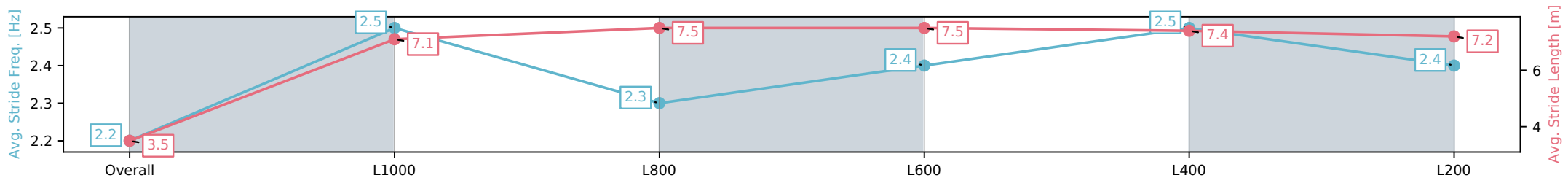
Horse/Jockey Name	PURFECT LINE/Jake Toeroek
Finish Rank	3
Fastest Section Time (Section)	0:10.82 (L400)
Top Speed [km/h] (Section)	68.1 (L600)
Race State	Finished



Morphettville SA - Professional
 Race 3: O'Brien's Wholesale Meats Handicap - 1050m
 08 February 2025 - 1:37PM
 Track Rating: Good 4, Weather: Fine, Rail Position: +5m Entire



Section	Overall	L1000	L800	L600	L400	L200
Section Times	1:00.42[3] (0:05.31)	0:55.11[1] (0:11.06)	0:44.05[3] (0:10.89)	0:33.16[3] (0:10.97)	0:22.19[3] (0:10.82)	0:11.37[3] (0:11.37)
Average Speed [km/h]	33.9	65.2	66.3	66.1	66.8	63.3
Top Speed [km/h]	55.9	67.4	67.5	66.7	68.1	66.3
Avg. Dist. to Rail [m]	3.0	1.7	0.8	1.4	3.7	5.3
Avg. Stride Freq. [Hz]	2.2	2.5	2.3	2.4	2.5	2.4
Avg. Stride Length [m]	3.5	7.1	7.5	7.5	7.4	7.2



[] Ranking at each section and finish
 -:-:- No data available at this section
 NA No data available

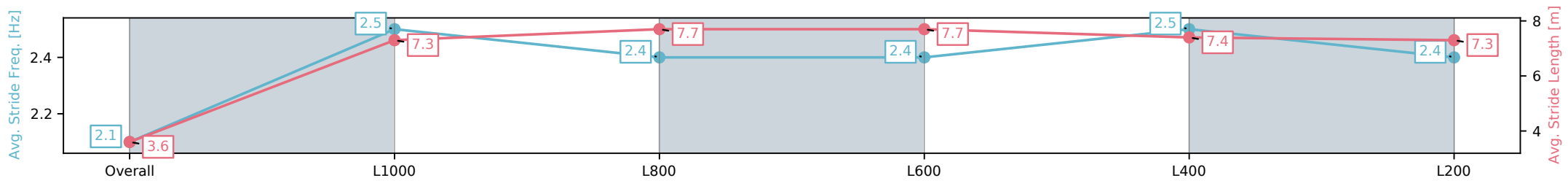
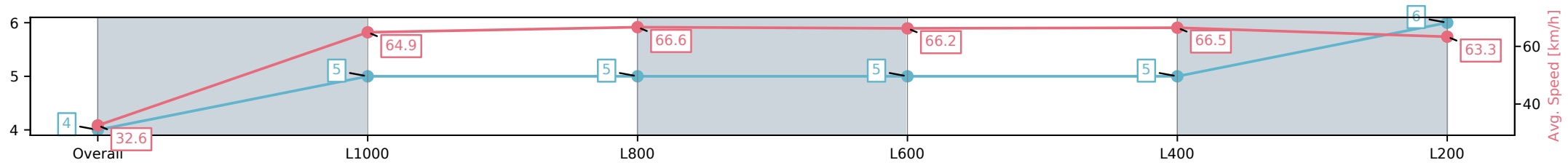
Horse/Jockey Name	THE WIRRULLA BOY/Manoel Nunes
Finish Rank	4
Fastest Section Time (Section)	0:10.83 (L800)
Top Speed [km/h] (Section)	68.5 (L600)
Race State	Finished



Morphettville SA - Professional
 Race 3: O'Brien's Wholesale Meats Handicap - 1050m
 08 February 2025 - 1:37PM
 Track Rating: Good 4, Weather: Fine, Rail Position: +5m Entire



Section	Overall	L1000	L800	L600	L400	L200
Section Times	1:00.59[4] (0:05.51)	0:55.08[5] (0:11.11)	0:43.97[5] (0:10.83)	0:33.14[5] (0:10.91)	0:22.23[5] (0:10.86)	0:11.37[6] (0:11.37)
Average Speed [km/h]	32.6	64.9	66.6	66.2	66.5	63.3
Top Speed [km/h]	57.2	68.4	68.0	67.2	68.5	66.1
Avg. Dist. to Rail [m]	5.1	2.6	0.7	0.8	3.0	6.1
Avg. Stride Freq. [Hz]	2.1	2.5	2.4	2.4	2.5	2.4
Avg. Stride Length [m]	3.6	7.3	7.7	7.7	7.4	7.3



[] Ranking at each section and finish
 -:-:- No data available at this section
 NA No data available

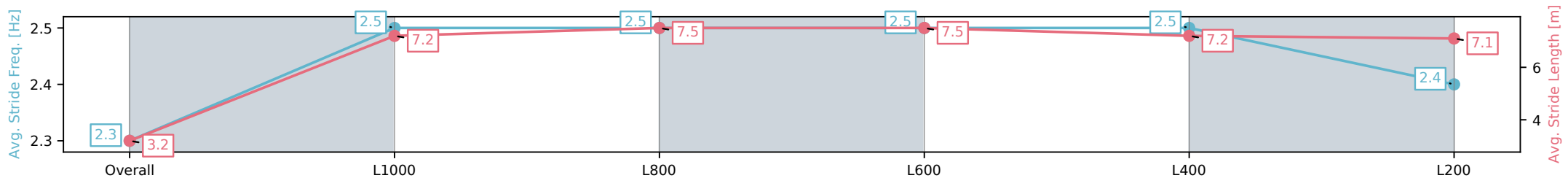
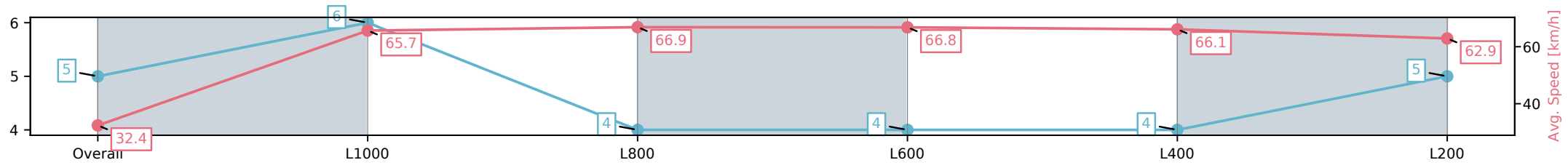
Horse/Jockey Name	GOLD SPIRIT/Margaret Collett
Finish Rank	5
Fastest Section Time (Section)	0:10.83 (L800)
Top Speed [km/h] (Section)	68.2 (L1000)
Race State	Finished



Morphettville SA - Professional
 Race 3: O'Brien's Wholesale Meats Handicap - 1050m
 08 February 2025 - 1:37PM
 Track Rating: Good 4, Weather: Fine, Rail Position: +5m Entire



Section	Overall	L1000	L800	L600	L400	L200
Section Times	1:00.65[5] (0:05.60)	0:55.05[6] (0:10.97)	0:44.08[4] (0:10.83)	0:33.25[4] (0:10.87)	0:22.38[4] (0:10.94)	0:11.44[5] (0:11.44)
Average Speed [km/h]	32.4	65.7	66.9	66.8	66.1	62.9
Top Speed [km/h]	58.1	68.0	68.2	68.1	68.0	66.1
Avg. Dist. to Rail [m]	7.9	4.8	1.7	1.4	4.4	8.1
Avg. Stride Freq. [Hz]	2.3	2.5	2.5	2.5	2.5	2.4
Avg. Stride Length [m]	3.2	7.2	7.5	7.5	7.2	7.1



[] Ranking at each section and finish
 -:-:- No data available at this section
 NA No data available

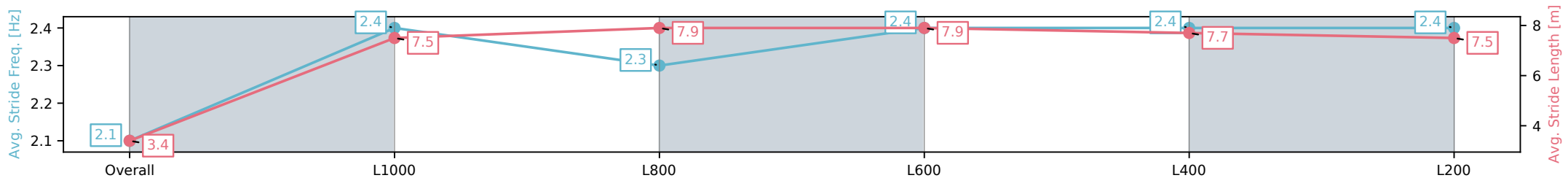
Horse/Jockey Name	PALM OF JUMEIRAH/Lachlan Neindorf
Finish Rank	6
Fastest Section Time (Section)	0:10.79 (L400)
Top Speed [km/h] (Section)	68.5 (L1000)
Race State	Finished



Morphettville SA - Professional
 Race 3: O'Brien's Wholesale Meats Handicap - 1050m
 08 February 2025 - 1:37PM
 Track Rating: Good 4, Weather: Fine, Rail Position: +5m Entire



Section	Overall	L1000	L800	L600	L400	L200
Section Times	1:00.79[6] (0:05.99)	0:54.80[9] (0:11.02)	0:43.78[9] (0:10.81)	0:32.97[9] (0:10.85)	0:22.12[9] (0:10.79)	0:11.33[8] (0:11.33)
Average Speed [km/h]	30.3	65.3	66.9	66.9	66.9	63.6
Top Speed [km/h]	56.8	67.6	68.5	67.6	67.8	66.3
Avg. Dist. to Rail [m]	5.1	1.6	1.1	1.4	2.8	2.6
Avg. Stride Freq. [Hz]	2.1	2.4	2.3	2.4	2.4	2.4
Avg. Stride Length [m]	3.4	7.5	7.9	7.9	7.7	7.5



[] Ranking at each section and finish
 -:-:- No data available at this section
 NA No data available

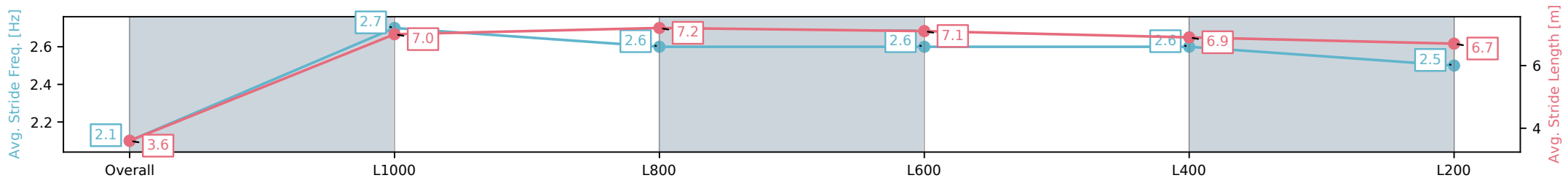
Horse/Jockey Name	DUCHESS OF SUSSEX/Taylor Johnstone
Finish Rank	7
Fastest Section Time (Section)	0:10.76 (L1000)
Top Speed [km/h] (Section)	70.2 (Overall)
Race State	Finished



Morphettville SA - Professional
 Race 3: O'Brien's Wholesale Meats Handicap - 1050m
 08 February 2025 - 1:37PM
 Track Rating: Good 4, Weather: Fine, Rail Position: +5m Entire



Section	Overall	L1000	L800	L600	L400	L200
Section Times	1:00.79[7] (0:05.37)	0:55.42[3] (0:10.76)	0:44.66[1] (0:10.85)	0:33.81[1] (0:10.85)	0:22.96[1] (0:11.05)	0:11.91[2] (0:11.91)
Average Speed [km/h]	33.5	67.0	66.6	66.8	65.3	60.5
Top Speed [km/h]	57.4	70.2	68.9	66.9	66.5	63.4
Avg. Dist. to Rail [m]	3.5	2.6	1.3	1.3	2.0	1.6
Avg. Stride Freq. [Hz]	2.1	2.7	2.6	2.6	2.6	2.5
Avg. Stride Length [m]	3.6	7.0	7.2	7.1	6.9	6.7



[] Ranking at each section and finish
 -:-:- No data available at this section
 NA No data available

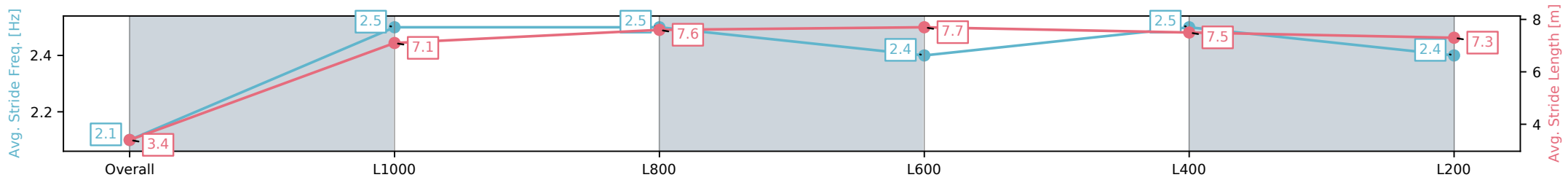
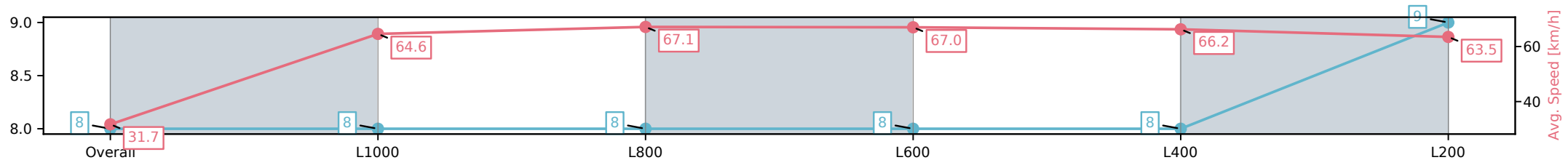
Horse/Jockey Name	BOUNCING BEYOND/Jason Holder
Finish Rank	8
Fastest Section Time (Section)	0:10.84 (L800)
Top Speed [km/h] (Section)	68.4 (Overall)
Race State	Finished



Morphettville SA - Professional
 Race 3: O'Brien's Wholesale Meats Handicap - 1050m
 08 February 2025 - 1:37PM
 Track Rating: Good 4, Weather: Fine, Rail Position: +5m Entire



Section	Overall	L1000	L800	L600	L400	L200
Section Times	1:00.88[8] (0:05.71)	0:55.17[8] (0:11.16)	0:44.01[8] (0:10.84)	0:33.17[8] (0:10.91)	0:22.26[8] (0:10.93)	0:11.33[9] (0:11.33)
Average Speed [km/h]	31.7	64.6	67.1	67.0	66.2	63.5
Top Speed [km/h]	54.2	68.4	67.8	67.6	67.0	65.1
Avg. Dist. to Rail [m]	10.5	5.1	2.6	2.9	4.5	5.8
Avg. Stride Freq. [Hz]	2.1	2.5	2.5	2.4	2.5	2.4
Avg. Stride Length [m]	3.4	7.1	7.6	7.7	7.5	7.3



[] Ranking at each section and finish
 -:-:- No data available at this section
 NA No data available

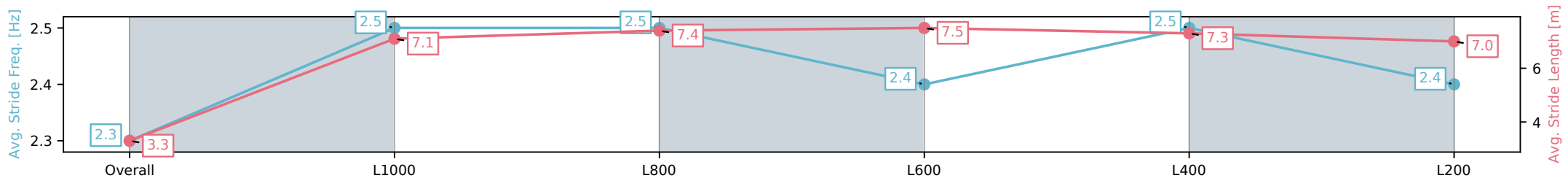
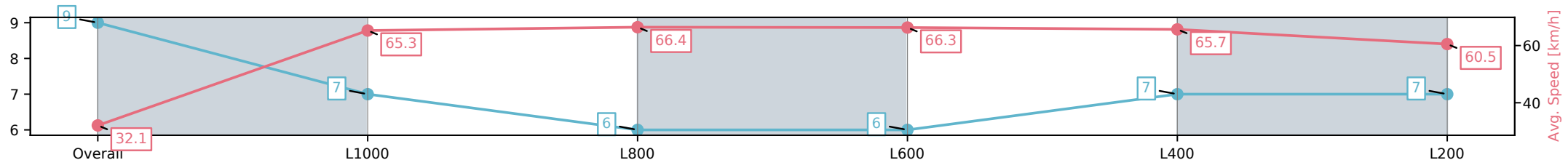
Horse/Jockey Name	TAINO ROCKET/Justin Potter
Finish Rank	9
Fastest Section Time (Section)	0:10.86 (L800)
Top Speed [km/h] (Section)	68.9 (Overall)
Race State	Finished



Morphettville SA - Professional
 Race 3: O'Brien's Wholesale Meats Handicap - 1050m
 08 February 2025 - 1:37PM
 Track Rating: Good 4, Weather: Fine, Rail Position: +5m Entire



Section	Overall	L1000	L800	L600	L400	L200
Section Times	1:01.28[9] (0:05.61)	0:55.67[7] (0:11.06)	0:44.61[6] (0:10.86)	0:33.75[6] (0:10.88)	0:22.87[7] (0:10.97)	0:11.90[7] (0:11.90)
Average Speed [km/h]	32.1	65.3	66.4	66.3	65.7	60.5
Top Speed [km/h]	54.0	68.9	68.9	67.1	67.0	64.0
Avg. Dist. to Rail [m]	10.0	4.1	0.8	0.4	0.5	2.2
Avg. Stride Freq. [Hz]	2.3	2.5	2.5	2.4	2.5	2.4
Avg. Stride Length [m]	3.3	7.1	7.4	7.5	7.3	7.0



[] Ranking at each section and finish
 -:-:- No data available at this section
 NA No data available