



RACINGSA

# Morphettville SA

## Race 2: The Fotobase Group Handicap - 1600m

08 February 2025 - 1:02PM

Track Rating: Good 4, Weather: Fine, Rail Position: +5m Entire



Morphettville

Section Field Times							Overall	L1400	L1200	L1000	L800	L600		
							1:35.76 (0:14.45)	1:21.31 (0:11.67)	1:09.64 (0:11.61)	0:58.03 (0:11.54)	0:46.49 (0:11.47)	0:35.02 (0:11.27)		
Position	#	Horse/Jockey	Barrier	Top Speed [km/h]	Fastest Section	First 400m							Distance Travelled From Winner [m]	
1	5	<b>I'M A DEXSTAR</b> Rochelle Milnes	2	64.8 600-400	0:11.31 600-400	0:26.67	1:35.76 (0:15.02)	1:20.74 [5] (0:11.65)	1:09.09 [5] (0:11.54)	0:57.55 [5] (0:11.44)	0:46.11 [5] (0:11.37)	0:34.74 [4] (0:11.31)		
2	7	<b>TIPSY VIXEN</b> Manoel Nunes	8	64.8 800-600	0:11.43 800-600	0:26.44	1:35.78 (0:14.70)	1:21.08 [3] (0:11.74)	1:09.34 [3] (0:11.65)	0:57.69 [4] (0:11.49)	0:46.20 [3] (0:11.43)	0:34.77 [3] (0:11.43)	+10	
3	3	<b>JUST LIKE LISA</b> Margaret Collett	4	65.4 800-600	0:11.21 600-400	0:26.28	1:36.03 (0:14.60)	1:21.43 [2] (0:11.68)	1:09.75 [2] (0:11.59)	0:58.16 [2] (0:11.51)	0:46.65 [2] (0:11.42)	0:35.23 [2] (0:11.21)	+4	
4	8	<b>MORTY</b> Stacey Metcalfe	1	64.6 800-600	0:11.24 600-400	0:26.47	1:36.19 (0:14.82)	1:21.37 [4] (0:11.65)	1:09.72 [4] (0:11.60)	0:58.12 [3] (0:11.55)	0:46.57 [4] (0:11.41)	0:35.16 [5] (0:11.24)	+0	
5	1	<b>RUBOLOGY</b> Todd Pannell	7	65.5 800-600	0:11.28 600-400	0:26.81	1:36.37 (0:15.10)	1:21.27 [6] (0:11.71)	1:09.56 [7] (0:11.69)	0:57.87 [7] (0:11.50)	0:46.37 [7] (0:11.38)	0:34.99 [7] (0:11.28)	+7	
6	6	<b>EUREKA'S VICTORY</b> Teagan Voorham	6	64.5 800-600	0:11.35 600-400	0:26.84	1:36.44 (0:15.17)	1:21.27 [8] (0:11.67)	1:09.60 [8] (0:11.74)	0:57.86 [8] (0:11.53)	0:46.33 [8] (0:11.41)	0:34.92 [8] (0:11.35)	+4	
7	4	<b>FRANCE'S BOY</b> Zoe Lloyd	3	63.7 800-600	0:11.34 600-400	0:26.12	1:36.52 (0:14.45)	1:22.07 [1] (0:11.67)	1:10.40 [1] (0:11.60)	0:58.80 [1] (0:11.55)	0:47.25 [1] (0:11.46)	0:35.79 [1] (0:11.34)	+0	
8	9	<b>LADY TUCAN</b> Alana Livesey	5	64.3 800-600	0:11.38 800-600	0:26.75	1:36.74 (0:15.13)	1:21.61 [7] (0:11.62)	1:09.99 [6] (0:11.62)	0:58.37 [6] (0:11.51)	0:46.86 [6] (0:11.38)	0:35.48 [6] (0:11.42)	+1	

Scratched: Russian Dancer (#2)

- [ ] Position in running at each section and finish
- #: Saddle cloth number
- :--:-- No data available at this section
- DNF Did not finish
- NA No data available
- DNT Did not track
- █ Background shading for fastest section



RACINGSA

Morphettville SA  
Race 2: The Fotobase Group Handicap - 1600m  
08 February 2025 - 1:02PM

Track Rating: Good 4, Weather: Fine, Rail Position: +5m Entire



Morphettville

Section  
Field Times

L400  
0:23.75  
(0:11.67)  
L200  
0:12.08  
(0:12.08)

Position	#	Horse/Jockey	Barrier	Top Speed [km/h]	Fastest Section	First 400m			Margin				Distance Travelled From Winner [m]
1	5	I'M A DEXSTAR Rochelle Milnes	2	64.8 600-400	0:11.31 600-400	0:26.67	0:23.43 [4] (0:11.39)	0:12.04 [2] (0:12.04)	1:35.76				
2	7	TIPSY VIXEN Manoel Nunes	8	64.8 800-600	0:11.43 800-600	0:26.44	0:23.34 [5] (0:11.43)	0:11.91 [4] (0:11.91)	0.14L				+10
3	3	JUST LIKE LISA Margaret Collett	4	65.4 800-600	0:11.21 600-400	0:26.28	0:24.02 [1] (0:11.66)	0:12.36 [1] (0:12.36)	1.69L				+4
4	8	MORTY Stacey Metcalfe	1	64.6 800-600	0:11.24 600-400	0:26.47	0:23.92 [3] (0:11.57)	0:12.34 [3] (0:12.34)	2.65L				+0
5	1	RUBOLOGY Todd Pannell	7	65.5 800-600	0:11.28 600-400	0:26.81	0:23.71 [6] (0:11.61)	0:12.10 [6] (0:12.10)	3.74L				+7
6	6	EUREKA'S VICTORY Teagan Voorham	6	64.5 800-600	0:11.35 600-400	0:26.84	0:23.57 [8] (0:11.51)	0:12.06 [8] (0:12.06)	4.21L				+4
7	4	FRANCE'S BOY Zoe Lloyd	3	63.7 800-600	0:11.34 600-400	0:26.12	0:24.45 [2] (0:11.81)	0:12.64 [5] (0:12.64)	4.66L				+0
8	9	LADY TUCAN Alana Livesey	5	64.3 800-600	0:11.38 800-600	0:26.75	0:24.06 [7] (0:11.66)	0:12.40 [7] (0:12.40)	6.04L				+1

Scratched: Russian Dancer (#2)

- [ ] Position in running at each section and finish
- #: Saddle cloth number
- :--- No data available at this section
- DNF Did not finish
- NA No data available
- DNT Did not track
- █ Background shading for fastest section

Horse/Jockey Name	I'M A DEXSTAR/Rochelle Milnes
Finish Rank	1
Fastest Section Time (Section)	0:11.31 (L600)
Top Speed [km/h] (Section)	64.8 (L600)
Race State	Finished



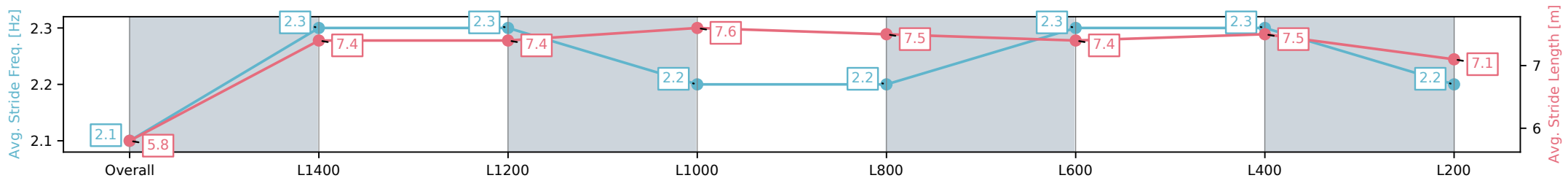
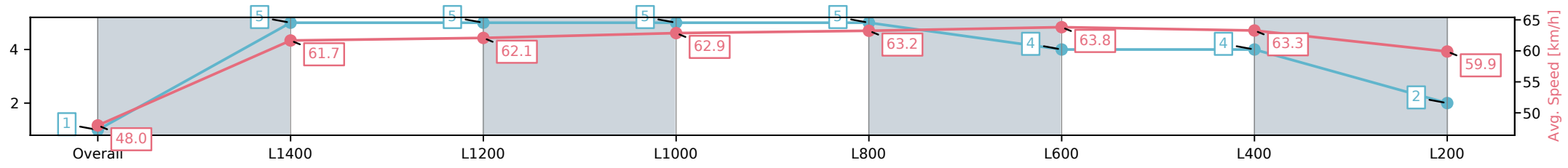
Morphettville SA - Professional  
 Race 2: The Fotobase Group Handicap - 1600m



08 February 2025 - 1:02PM

Track Rating: Good 4, Weather: Fine, Rail Position: +5m Entire

Section	Overall	L1400	L1200	L1000	L800	L600	L400	L200
Section Times	1:35.76[1] (0:15.02)	1:20.74[5] (0:11.65)	1:09.09[5] (0:11.54)	0:57.55[5] (0:11.44)	0:46.11[5] (0:11.37)	0:34.74[4] (0:11.31)	0:23.43[4] (0:11.39)	0:12.04[2] (0:12.04)
Average Speed [km/h]	48.0	61.7	62.1	62.9	63.2	63.8	63.3	59.9
Top Speed [km/h]	60.8	62.9	63.7	64.0	63.8	64.6	64.8	62.5
Avg. Dist. to Rail [m]	3.0	0.9	1.3	0.6	0.6	0.5	3.1	4.6
Avg. Stride Freq. [Hz]	2.1	2.3	2.3	2.2	2.2	2.3	2.3	2.2
Avg. Stride Length [m]	5.8	7.4	7.4	7.6	7.5	7.4	7.5	7.1



[ ] Ranking at each section and finish  
 -:-:- No data available at this section  
 NA No data available

Horse/Jockey Name	TIPSY VIXEN/Manoel Nunes
Finish Rank	2
Fastest Section Time (Section)	0:11.43 (L800)
Top Speed [km/h] (Section)	64.8 (L800)
Race State	Finished



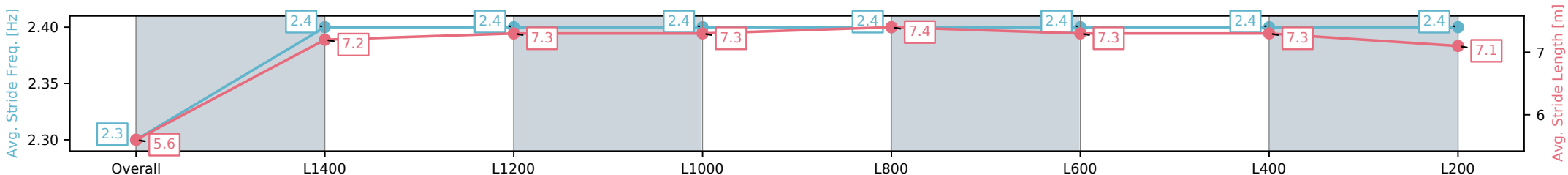
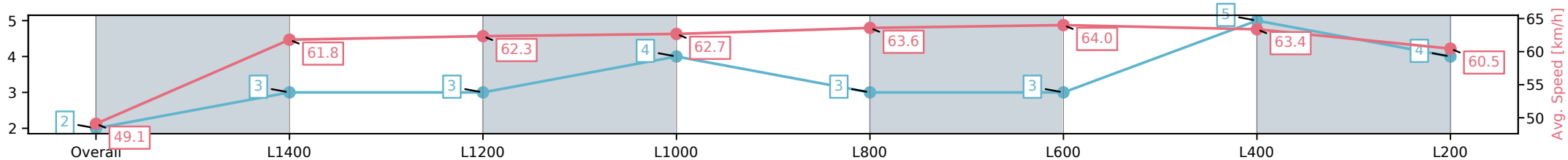
Morphettville SA - Professional  
Race 2: The Fotobase Group Handicap - 1600m



08 February 2025 - 1:02PM

Track Rating: Good 4, Weather: Fine, Rail Position: +5m Entire

Section	Overall	L1400	L1200	L1000	L800	L600	L400	L200
Section Times	1:35.78[2] (0:14.70)	1:21.08[3] (0:11.74)	1:09.34[3] (0:11.65)	0:57.69[4] (0:11.49)	0:46.20[3] (0:11.43)	0:34.77[3] (0:11.43)	0:23.34[5] (0:11.43)	0:11.91[4] (0:11.91)
Average Speed [km/h]	49.1	61.8	62.3	62.7	63.6	64.0	63.4	60.5
Top Speed [km/h]	61.4	63.5	63.5	63.3	64.3	64.8	64.2	63.2
Avg. Dist. to Rail [m]	6.6	2.2	2.2	2.9	2.6	3.1	5.3	6.6
Avg. Stride Freq. [Hz]	2.3	2.4	2.4	2.4	2.4	2.4	2.4	2.4
Avg. Stride Length [m]	5.6	7.2	7.3	7.3	7.4	7.3	7.3	7.1



[ ] Ranking at each section and finish  
 -:-:- No data available at this section  
 NA No data available

Horse/Jockey Name	JUST LIKE LISA/Margaret Collett
Finish Rank	3
Fastest Section Time (Section)	0:11.21 (L600)
Top Speed [km/h] (Section)	65.4 (L800)
Race State	Finished



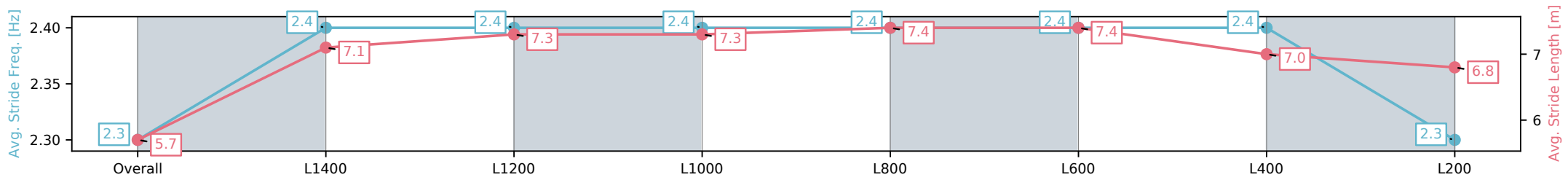
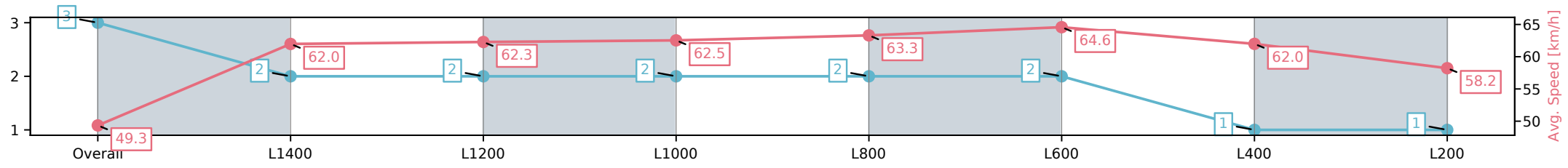
Morphettville SA - Professional  
 Race 2: The Fotobase Group Handicap - 1600m



08 February 2025 - 1:02PM

Track Rating: Good 4, Weather: Fine, Rail Position: +5m Entire

Section	Overall	L1400	L1200	L1000	L800	L600	L400	L200
Section Times	1:36.03[3] (0:14.60)	1:21.43[2] (0:11.68)	1:09.75[2] (0:11.59)	0:58.16[2] (0:11.51)	0:46.65[2] (0:11.42)	0:35.23[2] (0:11.21)	0:24.02[1] (0:11.66)	0:12.36[1] (0:12.36)
Average Speed [km/h]	49.3	62.0	62.3	62.5	63.3	64.6	62.0	58.2
Top Speed [km/h]	62.5	62.5	63.1	63.2	64.5	65.4	63.5	60.9
Avg. Dist. to Rail [m]	3.5	1.0	0.9	1.4	1.4	1.2	1.6	1.9
Avg. Stride Freq. [Hz]	2.3	2.4	2.4	2.4	2.4	2.4	2.4	2.3
Avg. Stride Length [m]	5.7	7.1	7.3	7.3	7.4	7.4	7.0	6.8



[ ] Ranking at each section and finish  
 -:-:- No data available at this section  
 NA No data available

Horse/Jockey Name	MORTY/Stacey Metcalfe
Finish Rank	4
Fastest Section Time (Section)	0:11.24 (L600)
Top Speed [km/h] (Section)	64.6 (L800)
Race State	Finished



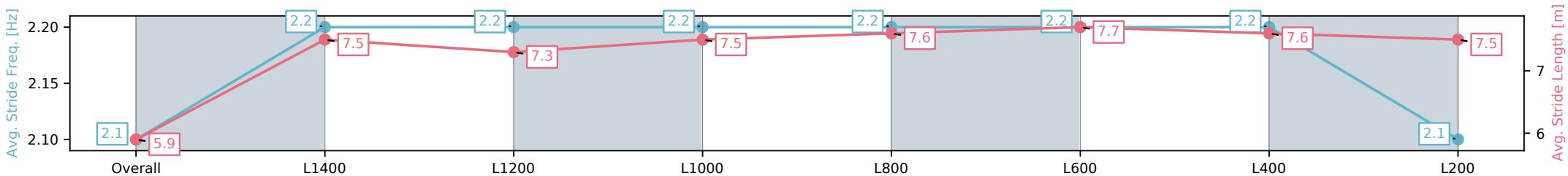
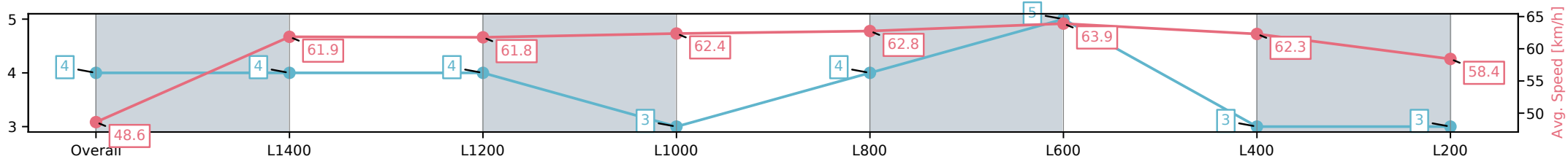
Morphettville SA - Professional  
Race 2: The Fotobase Group Handicap - 1600m



08 February 2025 - 1:02PM

Track Rating: Good 4, Weather: Fine, Rail Position: +5m Entire

Section	Overall	L1400	L1200	L1000	L800	L600	L400	L200
Section Times	1:36.19[4] (0:14.82)	1:21.37[4] (0:11.65)	1:09.72[4] (0:11.60)	0:58.12[3] (0:11.55)	0:46.57[4] (0:11.41)	0:35.16[5] (0:11.24)	0:23.92[3] (0:11.57)	0:12.34[3] (0:12.34)
Average Speed [km/h]	48.6	61.9	61.8	62.4	62.8	63.9	62.3	58.4
Top Speed [km/h]	61.0	62.7	62.4	63.0	63.7	64.6	64.1	60.9
Avg. Dist. to Rail [m]	2.1	0.7	1.1	0.7	1.1	0.8	2.2	3.9
Avg. Stride Freq. [Hz]	2.1	2.2	2.2	2.2	2.2	2.2	2.2	2.1
Avg. Stride Length [m]	5.9	7.5	7.3	7.5	7.6	7.7	7.6	7.5



- [ ] Ranking at each section and finish
- :-:- No data available at this section
- NA No data available

Horse/Jockey Name	RUBOLOGY/Todd Pannell
Finish Rank	5
Fastest Section Time (Section)	0:11.28 (L600)
Top Speed [km/h] (Section)	65.5 (L800)
Race State	Finished



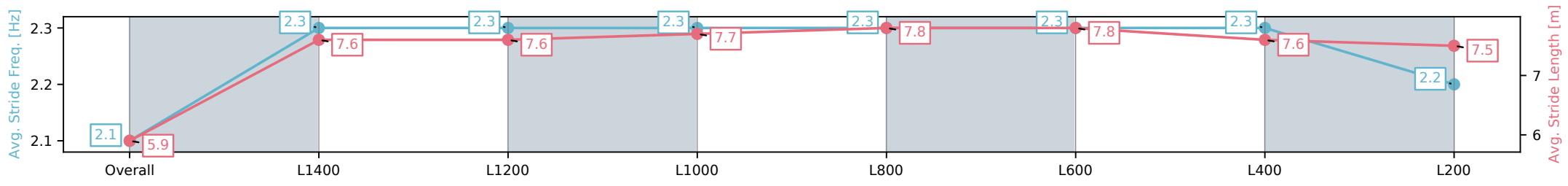
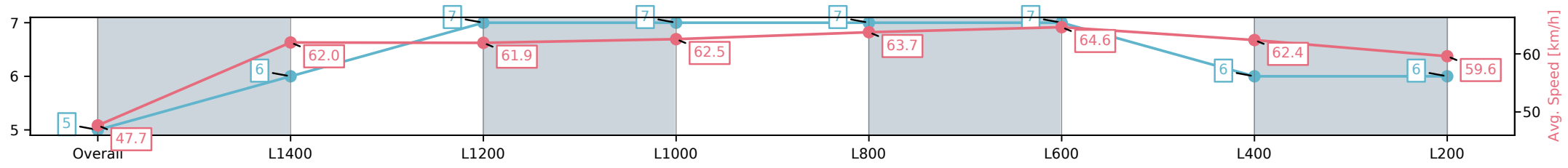
Morphettville SA - Professional  
 Race 2: The Fotobase Group Handicap - 1600m



08 February 2025 - 1:02PM

Track Rating: Good 4, Weather: Fine, Rail Position: +5m Entire

Section	Overall	L1400	L1200	L1000	L800	L600	L400	L200
Section Times	1:36.37[5] (0:15.10)	1:21.27[6] (0:11.71)	1:09.56[7] (0:11.69)	0:57.87[7] (0:11.50)	0:46.37[7] (0:11.38)	0:34.99[7] (0:11.28)	0:23.71[6] (0:11.61)	0:12.10[6] (0:12.10)
Average Speed [km/h]	47.7	62.0	61.9	62.5	63.7	64.6	62.4	59.6
Top Speed [km/h]	60.4	63.8	64.1	64.1	64.5	65.5	64.3	62.6
Avg. Dist. to Rail [m]	6.0	1.7	1.5	2.4	1.8	2.4	5.3	7.3
Avg. Stride Freq. [Hz]	2.1	2.3	2.3	2.3	2.3	2.3	2.3	2.2
Avg. Stride Length [m]	5.9	7.6	7.6	7.7	7.8	7.8	7.6	7.5



[ ] Ranking at each section and finish  
 -:-:- No data available at this section  
 NA No data available

Horse/Jockey Name	EUREKA'S VICTORY/Teagan Voorham
Finish Rank	6
Fastest Section Time (Section)	0:11.35 (L600)
Top Speed [km/h] (Section)	64.5 (L800)
Race State	Finished

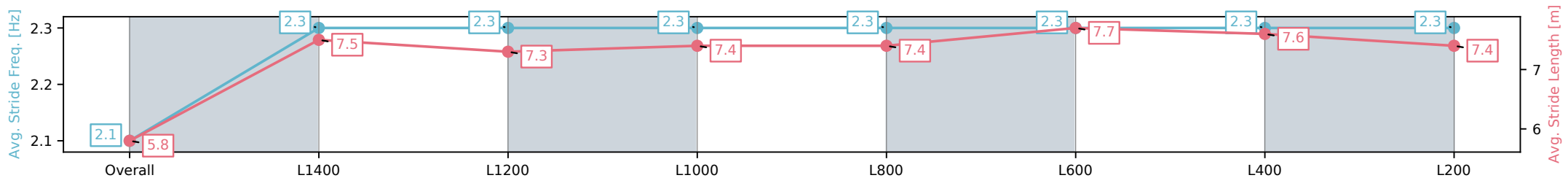
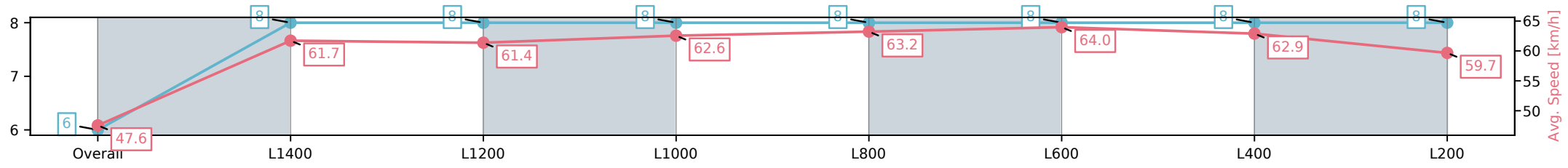


Morphettville SA - Professional  
 Race 2: The Fotobase Group Handicap - 1600m



08 February 2025 - 1:02PM  
 Track Rating: Good 4, Weather: Fine, Rail Position: +5m Entire

Section	Overall	L1400	L1200	L1000	L800	L600	L400	L200
Section Times	1:36.44[6] (0:15.17)	1:21.27[8] (0:11.67)	1:09.60[8] (0:11.74)	0:57.86[8] (0:11.53)	0:46.33[8] (0:11.41)	0:34.92[8] (0:11.35)	0:23.57[8] (0:11.51)	0:12.06[8] (0:12.06)
Average Speed [km/h]	47.6	61.7	61.4	62.6	63.2	64.0	62.9	59.7
Top Speed [km/h]	59.3	62.9	62.8	62.9	63.9	64.5	63.2	62.5
Avg. Dist. to Rail [m]	4.4	0.4	0.6	1.4	1.0	1.6	3.9	4.4
Avg. Stride Freq. [Hz]	2.1	2.3	2.3	2.3	2.3	2.3	2.3	2.3
Avg. Stride Length [m]	5.8	7.5	7.3	7.4	7.4	7.7	7.6	7.4



[ ] Ranking at each section and finish  
 -:-:- No data available at this section  
 NA No data available



Horse/Jockey Name	FRANCE'S BOY/Zoe Lloyd
Finish Rank	7
Fastest Section Time (Section)	0:11.34 (L600)
Top Speed [km/h] (Section)	63.7 (L800)
Race State	Finished



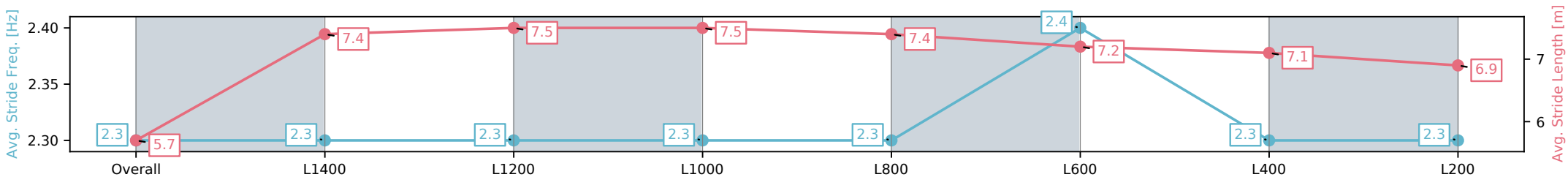
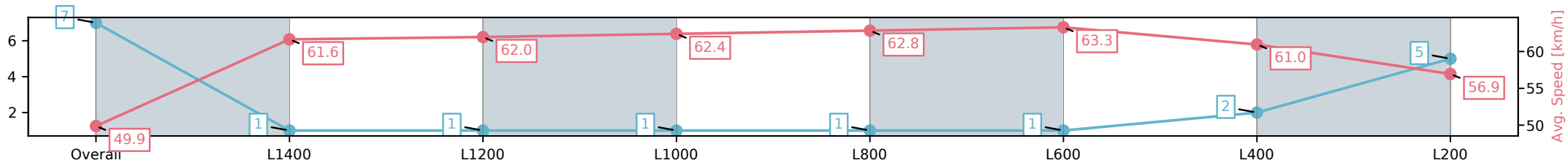
Morphettville SA - Professional  
Race 2: The Fotobase Group Handicap - 1600m



08 February 2025 - 1:02PM

Track Rating: Good 4, Weather: Fine, Rail Position: +5m Entire

Section	Overall	L1400	L1200	L1000	L800	L600	L400	L200
Section Times	1:36.52[7] (0:14.45)	1:22.07[1] (0:11.67)	1:10.40[1] (0:11.60)	0:58.80[1] (0:11.55)	0:47.25[1] (0:11.46)	0:35.79[1] (0:11.34)	0:24.45[2] (0:11.81)	0:12.64[5] (0:12.64)
Average Speed [km/h]	49.9	61.6	62.0	62.4	62.8	63.3	61.0	56.9
Top Speed [km/h]	62.8	62.7	62.5	62.7	63.7	63.7	62.3	59.7
Avg. Dist. to Rail [m]	2.6	0.3	0.3	0.1	0.1	0.4	0.5	0.8
Avg. Stride Freq. [Hz]	2.3	2.3	2.3	2.3	2.3	2.4	2.3	2.3
Avg. Stride Length [m]	5.7	7.4	7.5	7.5	7.4	7.2	7.1	6.9



[ ] Ranking at each section and finish  
-:-:- No data available at this section  
NA No data available

Horse/Jockey Name	LADY TUCAN/Alana Livesey
Finish Rank	8
Fastest Section Time (Section)	0:11.38 (L800)
Top Speed [km/h] (Section)	64.3 (L800)
Race State	Finished



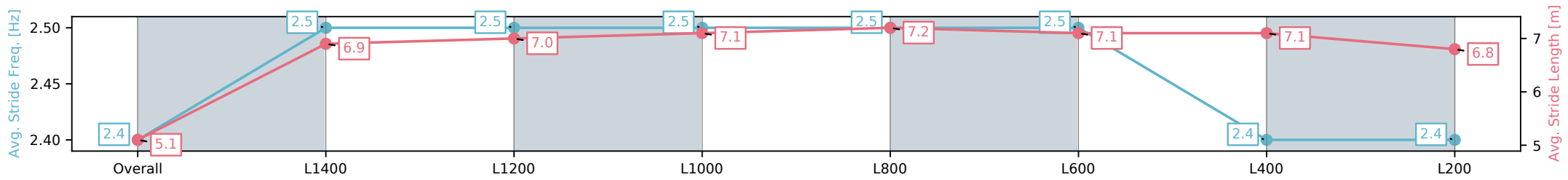
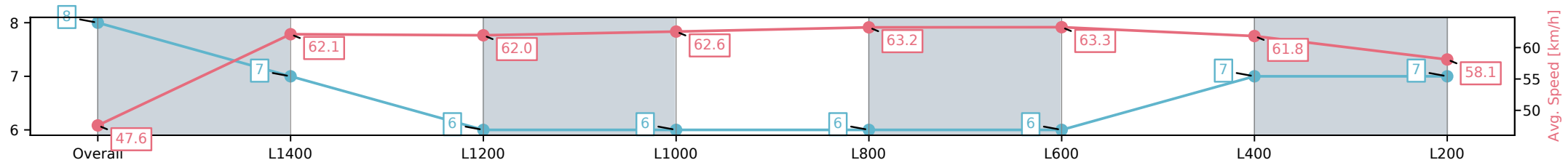
Morphettville SA - Professional  
 Race 2: The Fotobase Group Handicap - 1600m



08 February 2025 - 1:02PM

Track Rating: Good 4, Weather: Fine, Rail Position: +5m Entire

Section	Overall	L1400	L1200	L1000	L800	L600	L400	L200
Section Times	1:36.74[8] (0:15.13)	1:21.61[7] (0:11.62)	1:09.99[6] (0:11.62)	0:58.37[6] (0:11.51)	0:46.86[6] (0:11.38)	0:35.48[6] (0:11.42)	0:24.06[7] (0:11.66)	0:12.40[7] (0:12.40)
Average Speed [km/h]	47.6	62.1	62.0	62.6	63.2	63.3	61.8	58.1
Top Speed [km/h]	61.7	63.6	63.2	63.1	63.9	64.3	63.4	61.1
Avg. Dist. to Rail [m]	3.2	0.5	0.4	0.4	0.2	0.8	1.6	2.5
Avg. Stride Freq. [Hz]	2.4	2.5	2.5	2.5	2.5	2.5	2.4	2.4
Avg. Stride Length [m]	5.1	6.9	7.0	7.1	7.2	7.1	7.1	6.8



[ ] Ranking at each section and finish  
 -:-:- No data available at this section  
 NA No data available