



RACINGSA

Morphettville Parks SA

Race 9: Thomas Farms Handicap - 1250m

01 February 2025 - 5:19PM



Morphettville

Track Rating: Good 3, Weather: Fine, Rail Position: True

Section Field Times		Overall	L1000	L800	L600	L400	L200							
		1:13.64 (0:16.56)	0:57.07 (0:11.22)	0:45.85 (0:11.64)	0:34.21 (0:11.56)	0:22.65 (0:11.19)	0:11.46 (0:11.46)							
Position	#	Horse/Jockey	Barrier	Top Speed [km/h]	Fastest Section	First 400m	Overall	L1000	L800	L600	L400	L200	Margin	Distance Travelled From Winner [m]
1	8	FINE FUTURE Matthew Chadwick	3	66.9 800-600	0:10.93 400-200	0:25.66	1:13.64 (0:17.10)	0:56.54 [7] (0:11.45)	0:45.09 [8] (0:11.54)	0:33.55 [7] (0:11.26)	0:22.29 [7] (0:10.93)	0:11.36 [2] (0:11.36)	1:13.64	
2	12	KING MOYA Manoel Nunes	6	66.0 1400-1200	0:11.09 400-200	0:25.54	1:13.79 (0:16.94)	0:56.85 [6] (0:11.45)	0:45.40 [5] (0:11.60)	0:33.80 [5] (0:11.28)	0:22.52 [5] (0:11.09)	0:11.43 [6] (0:11.43)	1.01L	+5
3	11	ROKABYE WARRIOR Alana Livesey	8	67.7 1400-1200	0:11.19 400-200	0:24.89	1:13.83 (0:16.56)	0:57.26 [1] (0:11.22)	0:46.04 [1] (0:11.64)	0:34.40 [1] (0:11.56)	0:22.84 [1] (0:11.19)	0:11.65 [1] (0:11.65)	1.29L	+0
4	7	MILLIVOY Justin Potter	4	66.2 800-600	0:11.07 400-200	0:25.44	1:13.89 (0:16.93)	0:56.96 [4] (0:11.47)	0:45.49 [6] (0:11.60)	0:33.89 [6] (0:11.25)	0:22.64 [4] (0:11.07)	0:11.57 [4] (0:11.56)	1.67L	+1
5	3	DECLARED Alan Lai	7	66.5 1400-1200	0:11.23 400-200	0:25.09	1:14.02 (0:16.65)	0:57.37 [2] (0:11.26)	0:46.11 [2] (0:11.74)	0:34.37 [3] (0:11.44)	0:22.93 [3] (0:11.23)	0:11.70 [3] (0:11.70)	2.58L	-3
6	6	MARNOO Jake Toeroek	2	65.0 800-600	0:11.23 400-200	0:25.42	1:14.15 (0:16.94)	0:57.21 [5] (0:11.33)	0:45.88 [4] (0:11.72)	0:34.16 [4] (0:11.32)	0:22.84 [6] (0:11.23)	0:11.61 [7] (0:11.61)	3.41L	-3
7	10	SABERMETRIC Dom Tourneur	10	66.6 1400-1200	0:11.28 1000-800	0:25.17	1:14.37 (0:16.76)	0:57.61 [3] (0:11.28)	0:46.33 [3] (0:11.49)	0:34.84 [2] (0:11.48)	0:23.36 [2] (0:11.34)	0:12.02 [5] (0:12.02)	4.88L	+3
8	5	BEACH PAD Jason Holder	9	66.0 1000-800	0:11.24 400-200	0:25.71	1:14.47 (0:17.12)	0:57.35 [8] (0:11.41)	0:45.94 [7] (0:11.63)	0:34.31 [8] (0:11.28)	0:23.02 [8] (0:11.24)	0:11.78 [8] (0:11.78)	5.53L	+6
9	9	COASTAL TOWN Teagan Voorham	5	65.4 800-600	0:11.21 400-200	0:25.79	1:14.85 (0:17.28)	0:57.57 [9] (0:11.42)	0:46.15 [9] (0:11.61)	0:34.54 [9] (0:11.31)	0:23.23 [9] (0:11.21)	0:12.02 [9] (0:12.02)	8.09L	+1

Scratched: Chambers Bay (#1), Captain Joolian (#2), Milo (#4)

- [] Position in running at each section and finish
- #: Saddle cloth number
- :--:-- No data available at this section
- DNF Did not finish
- NA No data available
- DNT Did not track
- █ Background shading for fastest section

Horse/Jockey Name	FINE FUTURE/Matthew Chadwick
Finish Rank	1
Fastest Section Time (Section)	0:10.93 (L200)
Top Speed [km/h] (Section)	66.9 (L600)
Race State	Finished



Morphettville Parks SA - Professional

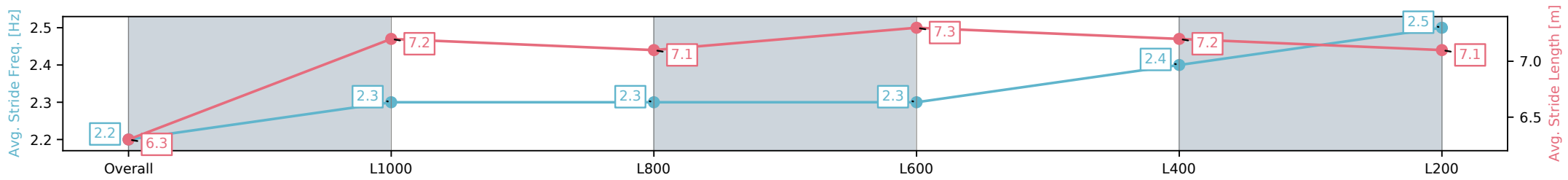
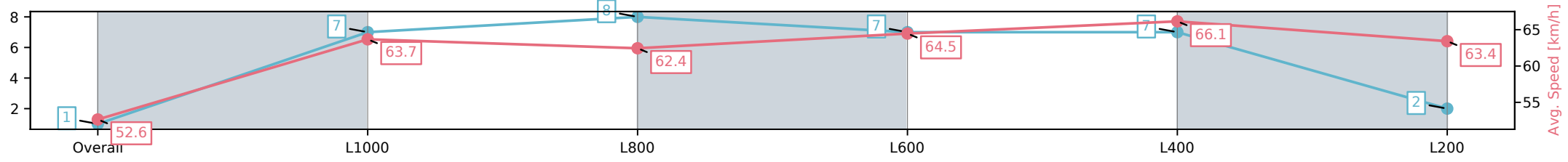
Race 9: Thomas Farms Handicap - 1250m

01 February 2025 - 5:19PM

Track Rating: Good 3, Weather: Fine, Rail Position: True



Section	Overall	L1000	L800	L600	L400	L200
Section Times	1:13.64[1] (0:17.10)	0:56.54[7] (0:11.45)	0:45.09[8] (0:11.54)	0:33.55[7] (0:11.26)	0:22.29[7] (0:10.93)	0:11.36[2] (0:11.36)
Average Speed [km/h]	52.6	63.7	62.4	64.5	66.1	63.4
Top Speed [km/h]	64.0	64.7	63.2	65.8	66.9	65.6
Avg. Dist. to Rail [m]	4.3	2.1	1.3	1.3	3.0	4.8
Avg. Stride Freq. [Hz]	2.2	2.3	2.3	2.3	2.4	2.5
Avg. Stride Length [m]	6.3	7.2	7.1	7.3	7.2	7.1



[] Ranking at each section and finish
 -:-:- No data available at this section
 NA No data available

Horse/Jockey Name	KING MOYA/Manoel Nunes
Finish Rank	2
Fastest Section Time (Section)	0:11.09 (L200)
Top Speed [km/h] (Section)	66.0 (Overall)
Race State	Finished



Morphettville Parks SA - Professional

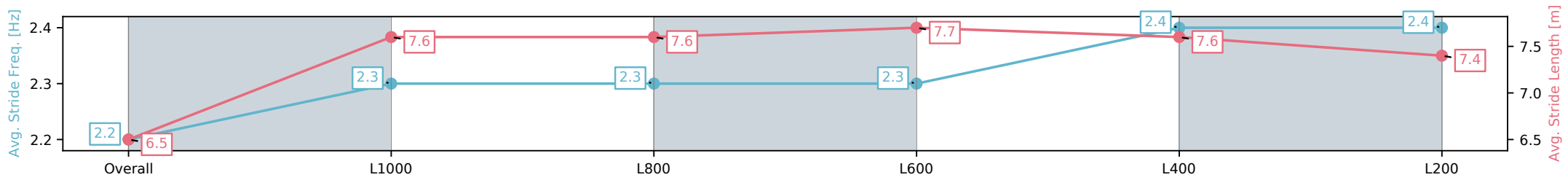
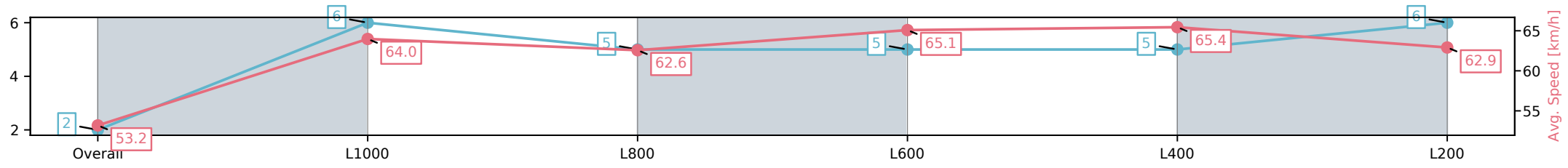
Race 9: Thomas Farms Handicap - 1250m

01 February 2025 - 5:19PM

Track Rating: Good 3, Weather: Fine, Rail Position: True



Section	Overall	L1000	L800	L600	L400	L200
Section Times	1:13.79[2] (0:16.94)	0:56.85[6] (0:11.45)	0:45.40[5] (0:11.60)	0:33.80[5] (0:11.28)	0:22.52[5] (0:11.09)	0:11.43[6] (0:11.43)
Average Speed [km/h]	53.2	64.0	62.6	65.1	65.4	62.9
Top Speed [km/h]	65.3	66.0	63.7	65.8	65.9	65.6
Avg. Dist. to Rail [m]	5.5	3.4	3.4	3.4	3.8	5.7
Avg. Stride Freq. [Hz]	2.2	2.3	2.3	2.3	2.4	2.4
Avg. Stride Length [m]	6.5	7.6	7.6	7.7	7.6	7.4



[] Ranking at each section and finish
 -:-:- No data available at this section
 NA No data available

Horse/Jockey Name	ROKABYE WARRIOR/Alana Livesey
Finish Rank	3
Fastest Section Time (Section)	0:11.19 (L200)
Top Speed [km/h] (Section)	67.7 (Overall)
Race State	Finished



Morphettville Parks SA - Professional

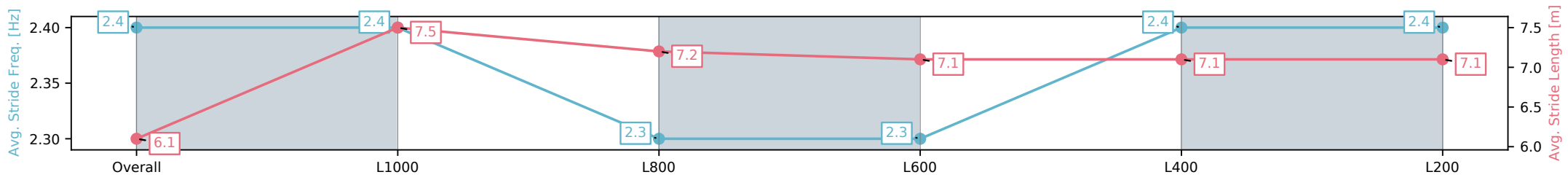
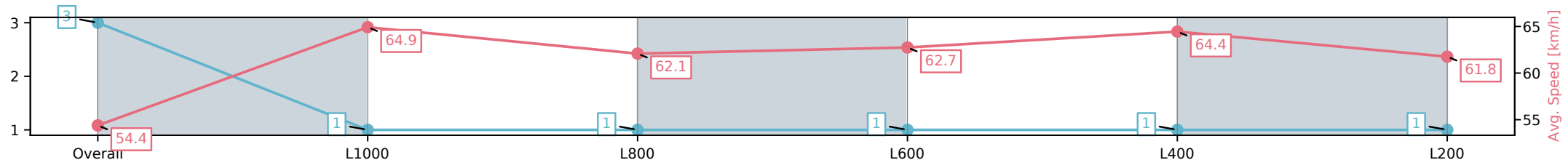
Race 9: Thomas Farms Handicap - 1250m

01 February 2025 - 5:19PM

Track Rating: Good 3, Weather: Fine, Rail Position: True



Section	Overall	L1000	L800	L600	L400	L200
Section Times	1:13.83[3] (0:16.56)	0:57.26[1] (0:11.22)	0:46.04[1] (0:11.64)	0:34.40[1] (0:11.56)	0:22.84[1] (0:11.19)	0:11.65[1] (0:11.65)
Average Speed [km/h]	54.4	64.9	62.1	62.7	64.4	61.8
Top Speed [km/h]	67.7	67.6	63.4	63.3	65.4	64.4
Avg. Dist. to Rail [m]	8.2	2.2	1.3	1.2	1.1	1.4
Avg. Stride Freq. [Hz]	2.4	2.4	2.3	2.3	2.4	2.4
Avg. Stride Length [m]	6.1	7.5	7.2	7.1	7.1	7.1



[] Ranking at each section and finish
 -:-:- No data available at this section
 NA No data available

Horse/Jockey Name	MILLIVOY/Justin Potter
Finish Rank	4
Fastest Section Time (Section)	0:11.07 (L200)
Top Speed [km/h] (Section)	66.2 (L600)
Race State	Finished



Morphettville Parks SA - Professional

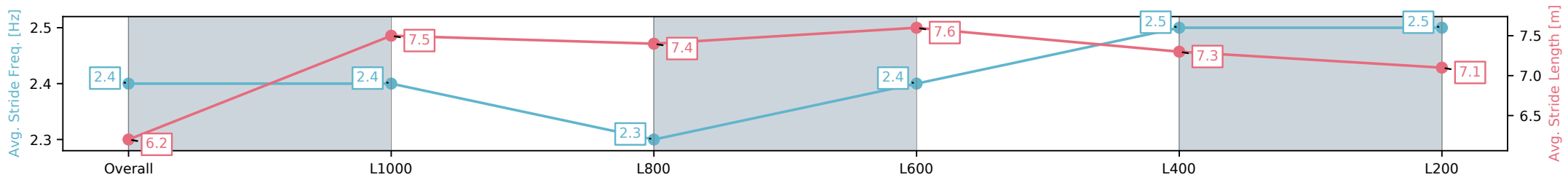
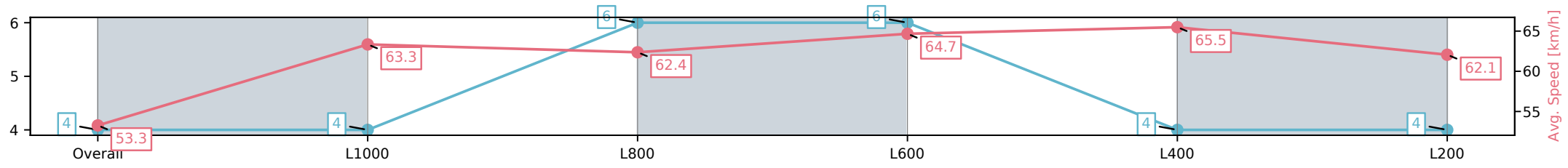
Race 9: Thomas Farms Handicap - 1250m

01 February 2025 - 5:19PM



Track Rating: Good 3, Weather: Fine, Rail Position: True

Section	Overall	L1000	L800	L600	L400	L200
Section Times	1:13.89[4] (0:16.93)	0:56.96[4] (0:11.47)	0:45.49[6] (0:11.60)	0:33.89[6] (0:11.25)	0:22.64[4] (0:11.07)	0:11.57[4] (0:11.56)
Average Speed [km/h]	53.3	63.3	62.4	64.7	65.5	62.1
Top Speed [km/h]	64.2	64.8	63.6	66.1	66.2	64.8
Avg. Dist. to Rail [m]	4.9	1.9	1.7	2.1	2.6	2.8
Avg. Stride Freq. [Hz]	2.4	2.4	2.3	2.4	2.5	2.5
Avg. Stride Length [m]	6.2	7.5	7.4	7.6	7.3	7.1



- [] Ranking at each section and finish
- :-:- No data available at this section
- NA No data available

Horse/Jockey Name	DECLARED/Alan Lai
Finish Rank	5
Fastest Section Time (Section)	0:11.23 (L200)
Top Speed [km/h] (Section)	66.5 (Overall)
Race State	Finished



Morphettville Parks SA - Professional

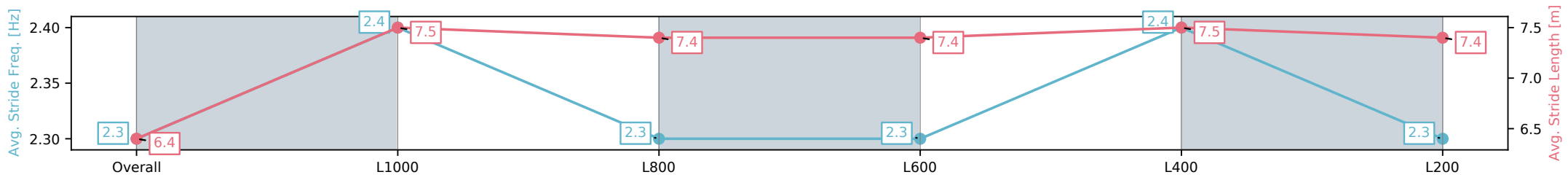
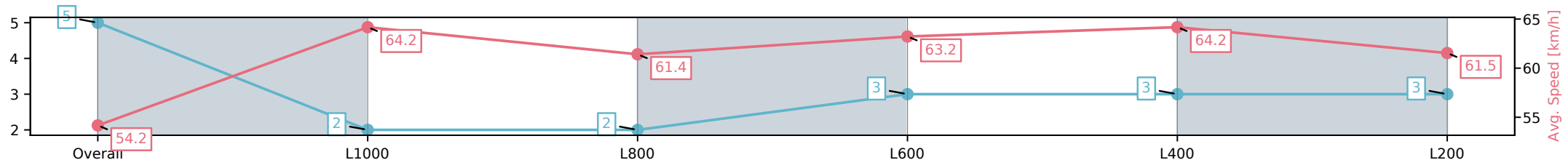
Race 9: Thomas Farms Handicap - 1250m

01 February 2025 - 5:19PM

Track Rating: Good 3, Weather: Fine, Rail Position: True



Section	Overall	L1000	L800	L600	L400	L200
Section Times	1:14.02[5] (0:16.65)	0:57.37[2] (0:11.26)	0:46.11[2] (0:11.74)	0:34.37[3] (0:11.44)	0:22.93[3] (0:11.23)	0:11.70[3] (0:11.70)
Average Speed [km/h]	54.2	64.2	61.4	63.2	64.2	61.5
Top Speed [km/h]	66.5	65.3	62.6	64.6	65.5	64.1
Avg. Dist. to Rail [m]	5.9	1.0	0.5	0.8	0.6	1.9
Avg. Stride Freq. [Hz]	2.3	2.4	2.3	2.3	2.4	2.3
Avg. Stride Length [m]	6.4	7.5	7.4	7.4	7.5	7.4



[] Ranking at each section and finish
 -:-:- No data available at this section
 NA No data available

Horse/Jockey Name	MARNOO/Jake Toeroek
Finish Rank	6
Fastest Section Time (Section)	0:11.23 (L200)
Top Speed [km/h] (Section)	65.0 (L600)
Race State	Finished



Morphettville Parks SA - Professional

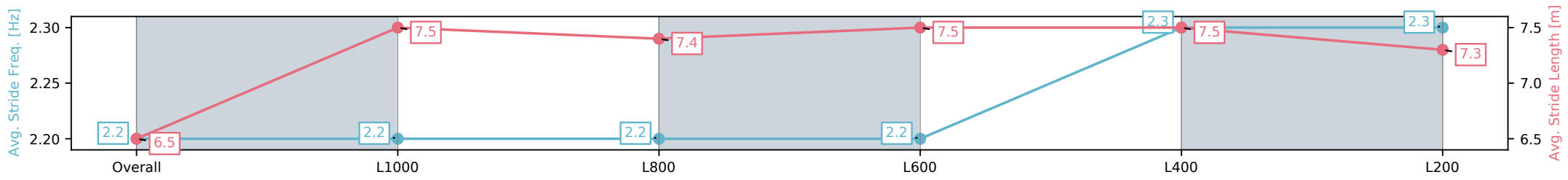
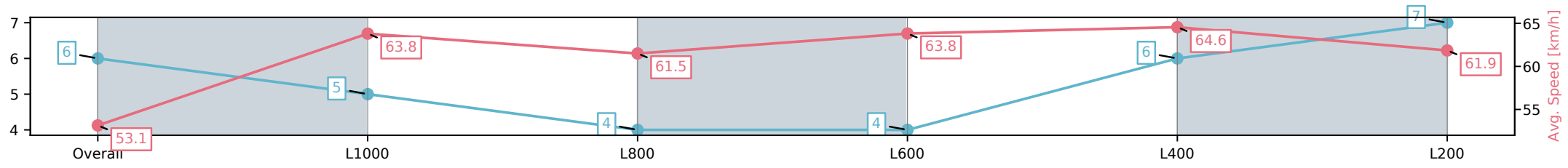
Race 9: Thomas Farms Handicap - 1250m

01 February 2025 - 5:19PM

Track Rating: Good 3, Weather: Fine, Rail Position: True



Section	Overall	L1000	L800	L600	L400	L200
Section Times	1:14.15[6] (0:16.94)	0:57.21[5] (0:11.33)	0:45.88[4] (0:11.72)	0:34.16[4] (0:11.32)	0:22.84[6] (0:11.23)	0:11.61[7] (0:11.61)
Average Speed [km/h]	53.1	63.8	61.5	63.8	64.6	61.9
Top Speed [km/h]	64.7	64.4	63.2	64.3	65.0	64.4
Avg. Dist. to Rail [m]	2.2	0.5	0.3	1.1	2.9	5.4
Avg. Stride Freq. [Hz]	2.2	2.2	2.2	2.2	2.3	2.3
Avg. Stride Length [m]	6.5	7.5	7.4	7.5	7.5	7.3



[] Ranking at each section and finish
 -:-:- No data available at this section
 NA No data available

Horse/Jockey Name	SABERMETRIC/Dom Tourneur
Finish Rank	7
Fastest Section Time (Section)	0:11.28 (L800)
Top Speed [km/h] (Section)	66.6 (Overall)
Race State	Finished



Morphettville Parks SA - Professional

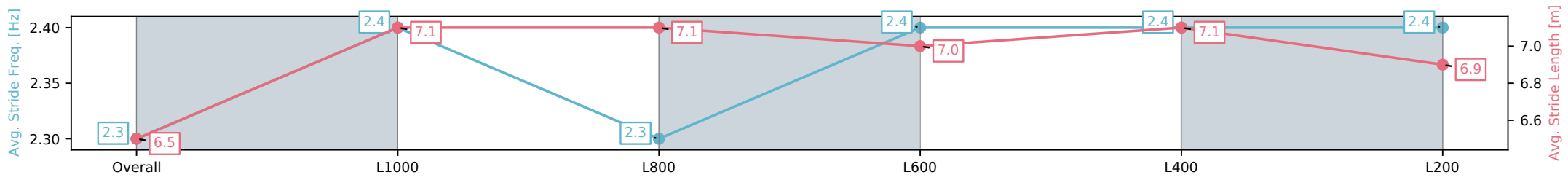
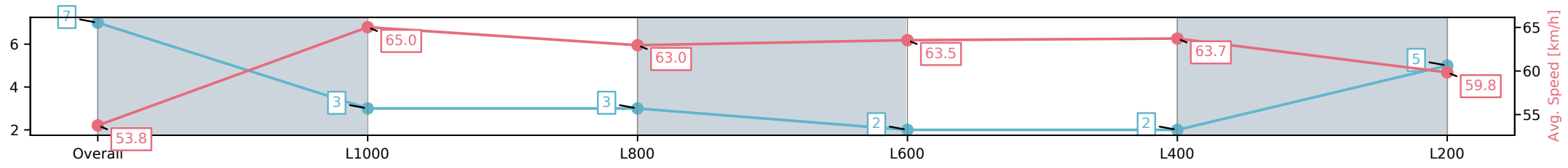
Race 9: Thomas Farms Handicap - 1250m

01 February 2025 - 5:19PM

Track Rating: Good 3, Weather: Fine, Rail Position: True



Section	Overall	L1000	L800	L600	L400	L200
Section Times	1:14.37[7] (0:16.76)	0:57.61[3] (0:11.28)	0:46.33[3] (0:11.49)	0:34.84[2] (0:11.48)	0:23.36[2] (0:11.34)	0:12.02[5] (0:12.02)
Average Speed [km/h]	53.8	65.0	63.0	63.5	63.7	59.8
Top Speed [km/h]	66.6	66.6	63.3	63.9	64.4	62.7
Avg. Dist. to Rail [m]	8.7	3.4	2.2	2.1	2.2	3.4
Avg. Stride Freq. [Hz]	2.3	2.4	2.3	2.4	2.4	2.4
Avg. Stride Length [m]	6.5	7.1	7.1	7.0	7.1	6.9



[] Ranking at each section and finish
 -:-:- No data available at this section
 NA No data available

Horse/Jockey Name	BEACH PAD/Jason Holder
Finish Rank	8
Fastest Section Time (Section)	0:11.24 (L200)
Top Speed [km/h] (Section)	66.0 (L800)
Race State	Finished



Morphettville Parks SA - Professional

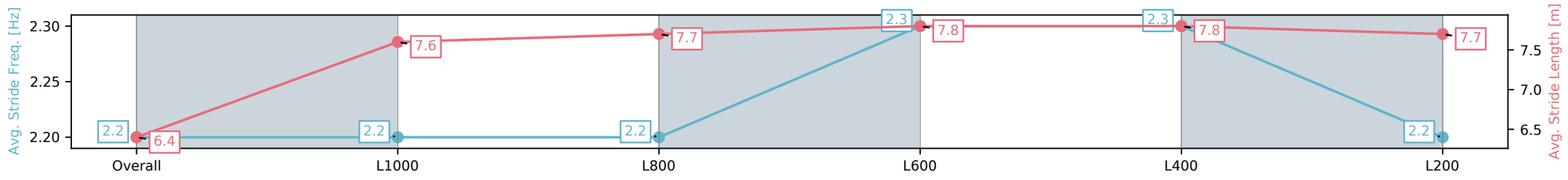
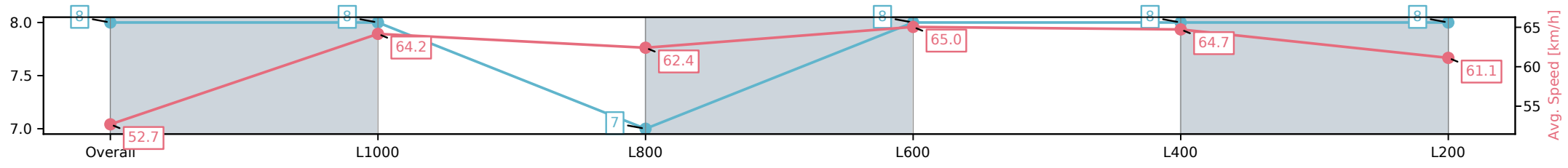
Race 9: Thomas Farms Handicap - 1250m

01 February 2025 - 5:19PM



Track Rating: Good 3, Weather: Fine, Rail Position: True

Section	Overall	L1000	L800	L600	L400	L200
Section Times	1:14.47[8] (0:17.12)	0:57.35[8] (0:11.41)	0:45.94[7] (0:11.63)	0:34.31[8] (0:11.28)	0:23.02[8] (0:11.24)	0:11.78[8] (0:11.78)
Average Speed [km/h]	52.7	64.2	62.4	65.0	64.7	61.1
Top Speed [km/h]	64.8	65.4	64.1	66.0	65.7	63.9
Avg. Dist. to Rail [m]	7.1	3.5	3.0	3.6	4.7	6.3
Avg. Stride Freq. [Hz]	2.2	2.2	2.2	2.3	2.3	2.2
Avg. Stride Length [m]	6.4	7.6	7.7	7.8	7.8	7.7



[] Ranking at each section and finish
 -:-:- No data available at this section
 NA No data available

Horse/Jockey Name	COASTAL TOWN/Teagan Voorham
Finish Rank	9
Fastest Section Time (Section)	0:11.21 (L200)
Top Speed [km/h] (Section)	65.4 (L600)
Race State	Finished



Morphettville Parks SA - Professional

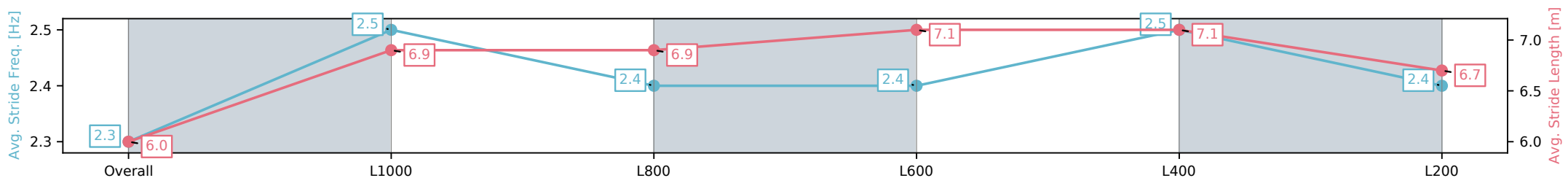
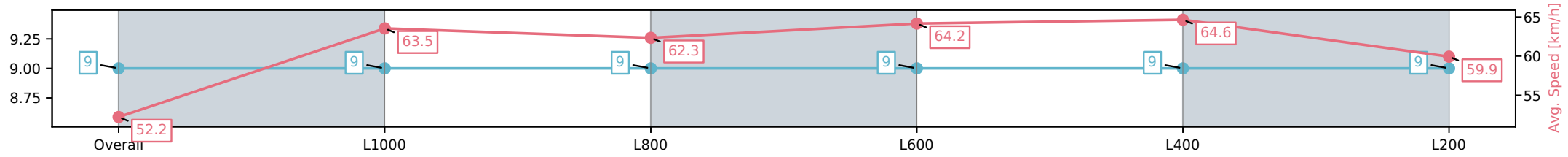
Race 9: Thomas Farms Handicap - 1250m

01 February 2025 - 5:19PM

Track Rating: Good 3, Weather: Fine, Rail Position: True



Section	Overall	L1000	L800	L600	L400	L200
Section Times	1:14.85[9] (0:17.28)	0:57.57[9] (0:11.42)	0:46.15[9] (0:11.61)	0:34.54[9] (0:11.31)	0:23.23[9] (0:11.21)	0:12.02[9] (0:12.02)
Average Speed [km/h]	52.2	63.5	62.3	64.2	64.6	59.9
Top Speed [km/h]	65.2	64.7	63.0	64.7	65.4	63.1
Avg. Dist. to Rail [m]	4.5	1.8	1.8	1.7	3.5	5.2
Avg. Stride Freq. [Hz]	2.3	2.5	2.4	2.4	2.5	2.4
Avg. Stride Length [m]	6.0	6.9	6.9	7.1	7.1	6.7



[] Ranking at each section and finish
 -:-:- No data available at this section
 NA No data available