



RACINGSA

# Morphettville Parks SA

## Race 8: Sportsbet Handicap - 1250m

01 February 2025 - 4:37PM



Morphettville

Track Rating: Good 3, Weather: Fine, Rail Position: True

Section								Overall	L1000	L800	L600	L400	L200		
Field Times								1:13.09 (0:15.99)	0:57.10 (0:10.99)	0:46.11 (0:11.06)	0:35.05 (0:11.19)	0:23.85 (0:11.56)	0:12.28 (0:12.28)	Margin	Distance Travelled From Winner [m]
Position	#	Horse/Jockey	Barrier	Top Speed [km/h]	Fastest Section	First 400m									
1	4	<b>SHISUTA BO</b> Rochelle Milnes	1	67.1 1400-1200	0:11.03 800-600	0:24.76	1:13.09 (0:16.46)	0:56.63 [4] (0:11.10)	0:45.53 [4] (0:11.03)	0:34.50 [4] (0:11.20)	0:23.30 [4] (0:11.23)	0:12.07 [3] (0:12.07)	1:13.09		
2	1	<b>LIMBERING</b> Alan Lai	6	68.3 1400-1200	0:10.99 1000-800	0:24.26	1:13.21 (0:15.99)	0:57.22 [1] (0:10.99)	0:46.23 [1] (0:11.06)	0:35.17 [1] (0:11.19)	0:23.98 [1] (0:11.56)	0:12.41 [1] (0:12.41)	0.79L	+1	
3	2	<b>STRATUM PRIDE</b> Alana Livesey	8	68.1 1400-1200	0:10.87 1000-800	0:25.28	1:13.24 (0:17.20)	0:56.04 [8] (0:10.87)	0:45.17 [7] (0:10.87)	0:34.30 [6] (0:11.15)	0:23.15 [7] (0:11.22)	0:11.93 [7] (0:11.93)	0.95L	+0	
4	6	<b>BLANC VISAGE</b> Dom Tourneur	5	67.3 800-600	0:11.04 800-600	0:24.91	1:13.26 (0:16.54)	0:56.72 [5] (0:11.17)	0:45.55 [5] (0:11.04)	0:34.51 [5] (0:11.20)	0:23.31 [5] (0:11.19)	0:12.12 [5] (0:12.12)	1.1L	+7	
5	3	<b>LUCKY FORTUNA</b> Todd Pannell	3	67.8 1400-1200	0:11.05 1000-800	0:24.42	1:13.42 (0:16.15)	0:57.27 [2] (0:11.05)	0:46.22 [2] (0:11.13)	0:35.09 [2] (0:11.19)	0:23.90 [2] (0:11.48)	0:12.42 [2] (0:12.42)	2.15L	+4	
6	5	<b>RUNNING ON TIME</b> Jason Holder	7	67.1 1400-1200	0:10.97 800-600	0:25.42	1:13.56 (0:17.11)	0:56.45 [7] (0:11.16)	0:45.29 [8] (0:10.97)	0:34.32 [8] (0:11.06)	0:23.26 [8] (0:11.17)	0:12.09 [8] (0:12.09)	3.08L	+4	
7	7	<b>GLOBAL TURN</b> Kayla Crowther	2	66.3 1000-800	0:10.93 800-600	0:25.28	1:13.57 (0:16.92)	0:56.65 [6] (0:11.14)	0:45.51 [6] (0:10.93)	0:34.58 [7] (0:11.04)	0:23.54 [6] (0:11.20)	0:12.34 [6] (0:12.34)	3.12L	+2	
8	9	<b>VALLENCOURT</b> Ben Price	4	67.2 1400-1200	0:11.07 800-600	0:24.76	1:13.69 (0:16.34)	0:57.35 [3] (0:11.17)	0:46.18 [3] (0:11.07)	0:35.11 [3] (0:11.14)	0:23.97 [3] (0:11.40)	0:12.57 [4] (0:12.56)	3.91L	-2	

Scratched: Press Express (#8), Lapilli (#10)

- [ ] Position in running at each section and finish
- #: Saddle cloth number
- :--:-- No data available at this section
- DNF Did not finish
- NA No data available
- DNT Did not track
- █ Background shading for fastest section

Horse/Jockey Name	SHISUTA BO/Rochelle Milnes
Finish Rank	1
Fastest Section Time (Section)	0:11.03 (L600)
Top Speed [km/h] (Section)	67.1 (Overall)
Race State	Finished



Morphettville Parks SA - Professional

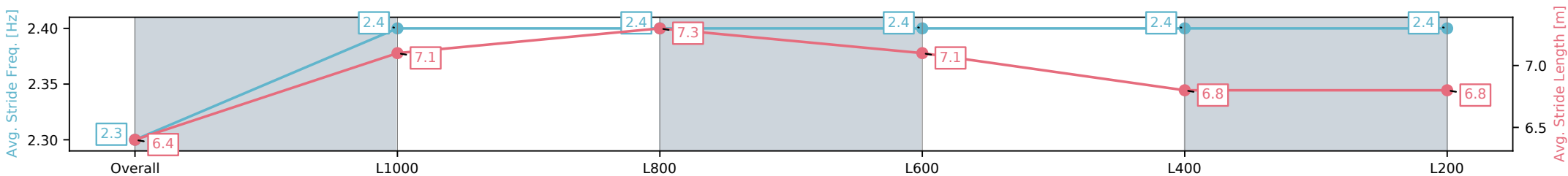
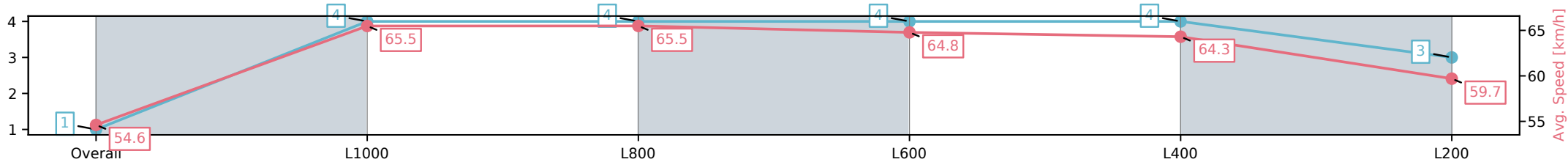
Race 8: Sportsbet Handicap - 1250m

01 February 2025 - 4:37PM

Track Rating: Good 3, Weather: Fine, Rail Position: True



Section	Overall	L1000	L800	L600	L400	L200
Section Times	1:13.09[1] (0:16.46)	0:56.63[4] (0:11.10)	0:45.53[4] (0:11.03)	0:34.50[4] (0:11.20)	0:23.30[4] (0:11.23)	0:12.07[3] (0:12.07)
Average Speed [km/h]	54.6	65.5	65.5	64.8	64.3	59.7
Top Speed [km/h]	67.1	66.6	66.0	65.5	65.2	62.7
Avg. Dist. to Rail [m]	2.4	1.8	1.4	1.4	1.8	4.8
Avg. Stride Freq. [Hz]	2.3	2.4	2.4	2.4	2.4	2.4
Avg. Stride Length [m]	6.4	7.1	7.3	7.1	6.8	6.8



- [ ] Ranking at each section and finish
- :-:- No data available at this section
- NA No data available

Horse/Jockey Name	LIMBERING/Alan Lai
Finish Rank	2
Fastest Section Time (Section)	0:10.99 (L800)
Top Speed [km/h] (Section)	68.3 (Overall)
Race State	Finished



Morphettville Parks SA - Professional

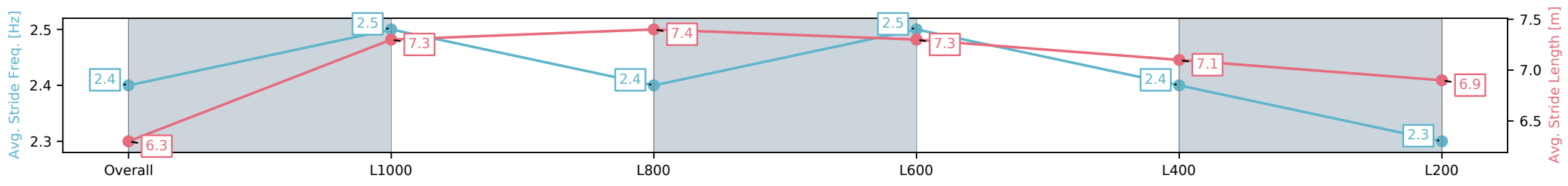
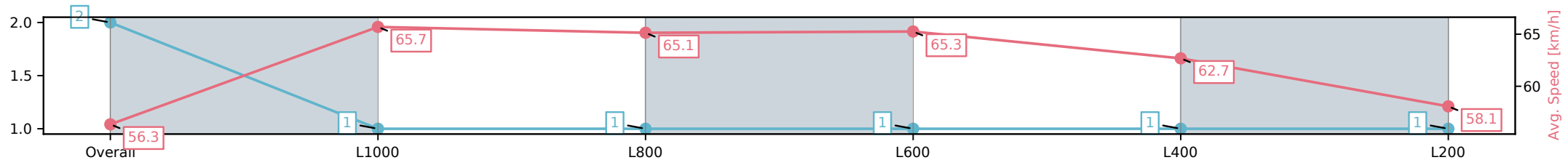
Race 8: Sportsbet Handicap - 1250m

01 February 2025 - 4:37PM

Track Rating: Good 3, Weather: Fine, Rail Position: True



Section	Overall	L1000	L800	L600	L400	L200
Section Times	1:13.21[2] (0:15.99)	0:57.22[1] (0:10.99)	0:46.23[1] (0:11.06)	0:35.17[1] (0:11.19)	0:23.98[1] (0:11.56)	0:12.41[1] (0:12.41)
Average Speed [km/h]	56.3	65.7	65.1	65.3	62.7	58.1
Top Speed [km/h]	68.3	66.5	66.1	66.1	63.6	61.8
Avg. Dist. to Rail [m]	5.4	0.7	0.6	2.3	3.6	5.1
Avg. Stride Freq. [Hz]	2.4	2.5	2.4	2.5	2.4	2.3
Avg. Stride Length [m]	6.3	7.3	7.4	7.3	7.1	6.9



[ ] Ranking at each section and finish  
 -:-:- No data available at this section  
 NA No data available

Horse/Jockey Name	STRATUM PRIDE/Alana Livesey
Finish Rank	3
Fastest Section Time (Section)	0:10.87 (L800)
Top Speed [km/h] (Section)	68.1 (Overall)
Race State	Finished



Morphettville Parks SA - Professional

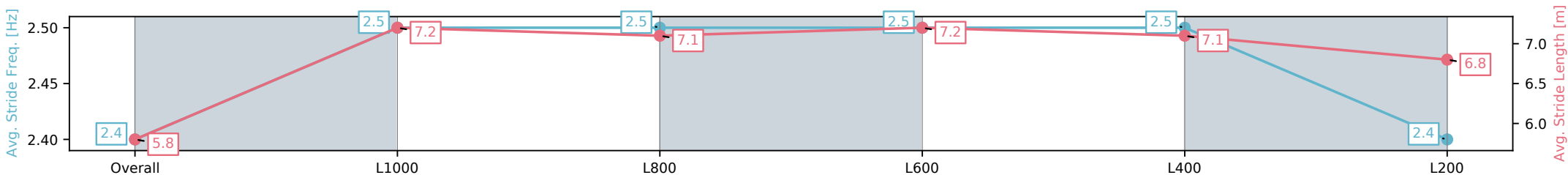
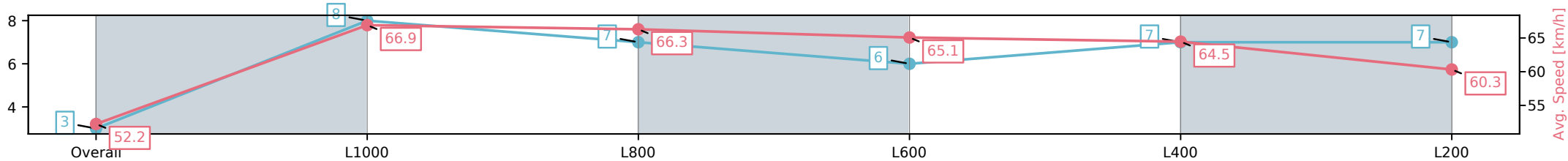
Race 8: Sportsbet Handicap - 1250m

01 February 2025 - 4:37PM

Track Rating: Good 3, Weather: Fine, Rail Position: True



Section	Overall	L1000	L800	L600	L400	L200
Section Times	1:13.24[3] (0:17.20)	0:56.04[8] (0:10.87)	0:45.17[7] (0:10.87)	0:34.30[6] (0:11.15)	0:23.15[7] (0:11.22)	0:11.93[7] (0:11.93)
Average Speed [km/h]	52.2	66.9	66.3	65.1	64.5	60.3
Top Speed [km/h]	66.6	68.1	66.9	66.0	65.1	63.5
Avg. Dist. to Rail [m]	5.0	1.6	1.3	1.3	2.5	3.3
Avg. Stride Freq. [Hz]	2.4	2.5	2.5	2.5	2.5	2.4
Avg. Stride Length [m]	5.8	7.2	7.1	7.2	7.1	6.8



- [ ] Ranking at each section and finish
- :-:- No data available at this section
- NA No data available

Horse/Jockey Name	BLANC VISAGE/Dom Tourneur
Finish Rank	4
Fastest Section Time (Section)	0:11.04 (L600)
Top Speed [km/h] (Section)	67.3 (L600)
Race State	Finished



Morphettville Parks SA - Professional

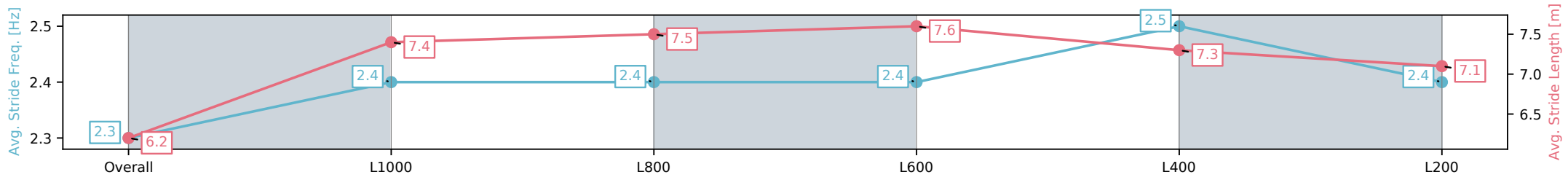
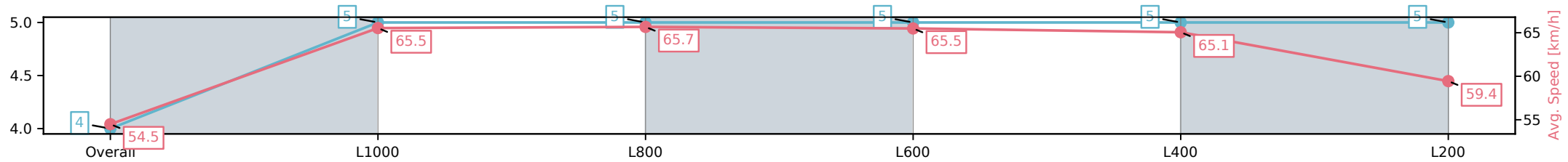
Race 8: Sportsbet Handicap - 1250m

01 February 2025 - 4:37PM

Track Rating: Good 3, Weather: Fine, Rail Position: True



Section	Overall	L1000	L800	L600	L400	L200
Section Times	1:13.26[4] (0:16.54)	0:56.72[5] (0:11.17)	0:45.55[5] (0:11.04)	0:34.51[5] (0:11.20)	0:23.31[5] (0:11.19)	0:12.12[5] (0:12.12)
Average Speed [km/h]	54.5	65.5	65.7	65.5	65.1	59.4
Top Speed [km/h]	66.9	66.8	66.6	66.9	67.3	64.7
Avg. Dist. to Rail [m]	5.1	3.1	2.8	3.5	4.8	7.2
Avg. Stride Freq. [Hz]	2.3	2.4	2.4	2.4	2.5	2.4
Avg. Stride Length [m]	6.2	7.4	7.5	7.6	7.3	7.1



[ ] Ranking at each section and finish  
 -:-:- No data available at this section  
 NA No data available

Horse/Jockey Name	LUCKY FORTUNA/Todd Pannell
Finish Rank	5
Fastest Section Time (Section)	0:11.05 (L800)
Top Speed [km/h] (Section)	67.8 (Overall)
Race State	Finished



Morphettville Parks SA - Professional

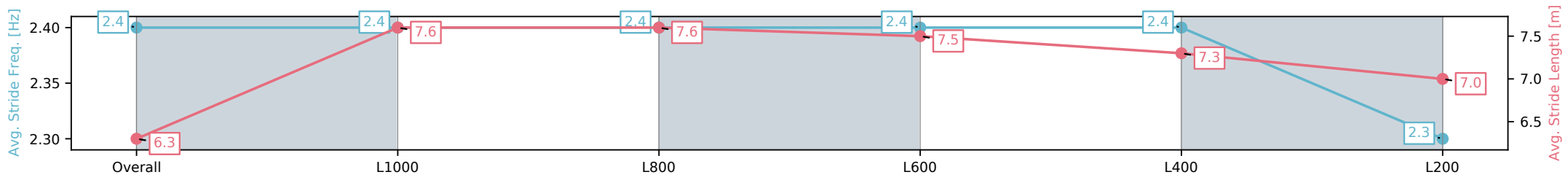
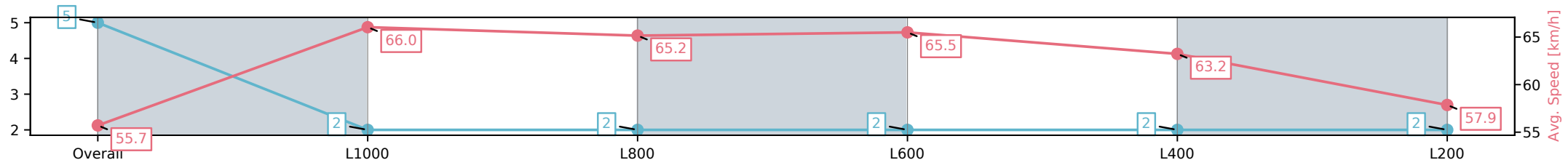
Race 8: Sportsbet Handicap - 1250m

01 February 2025 - 4:37PM

Track Rating: Good 3, Weather: Fine, Rail Position: True



Section	Overall	L1000	L800	L600	L400	L200
Section Times	1:13.42[5] (0:16.15)	0:57.27[2] (0:11.05)	0:46.22[2] (0:11.13)	0:35.09[2] (0:11.19)	0:23.90[2] (0:11.48)	0:12.42[2] (0:12.42)
Average Speed [km/h]	55.7	66.0	65.2	65.5	63.2	57.9
Top Speed [km/h]	67.8	67.2	66.4	67.0	64.8	62.1
Avg. Dist. to Rail [m]	4.1	2.6	3.4	2.9	3.9	5.4
Avg. Stride Freq. [Hz]	2.4	2.4	2.4	2.4	2.4	2.3
Avg. Stride Length [m]	6.3	7.6	7.6	7.5	7.3	7.0



[ ] Ranking at each section and finish  
 -:-:- No data available at this section  
 NA No data available

Horse/Jockey Name	RUNNING ON TIME/Jason Holder
Finish Rank	6
Fastest Section Time (Section)	0:10.97 (L600)
Top Speed [km/h] (Section)	67.1 (Overall)
Race State	Finished



Morphettville Parks SA - Professional

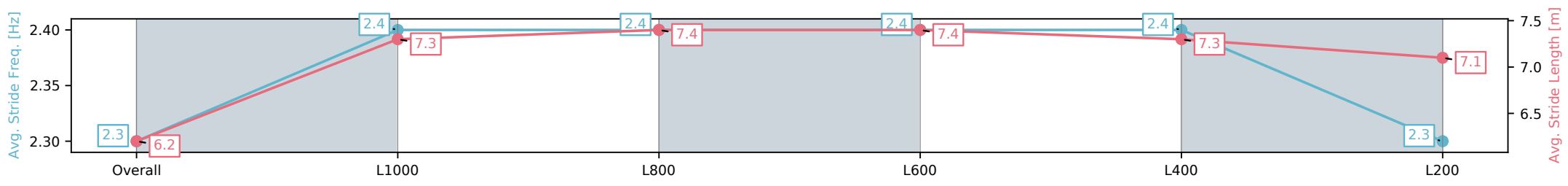
Race 8: Sportsbet Handicap - 1250m

01 February 2025 - 4:37PM

Track Rating: Good 3, Weather: Fine, Rail Position: True



Section	Overall	L1000	L800	L600	L400	L200
Section Times	1:13.56[6] (0:17.11)	0:56.45[7] (0:11.16)	0:45.29[8] (0:10.97)	0:34.32[8] (0:11.06)	0:23.26[8] (0:11.17)	0:12.09[8] (0:12.09)
Average Speed [km/h]	52.7	65.4	66.0	66.0	64.9	59.6
Top Speed [km/h]	64.9	67.1	66.3	66.5	66.6	63.0
Avg. Dist. to Rail [m]	6.0	2.9	2.5	2.4	3.9	7.0
Avg. Stride Freq. [Hz]	2.3	2.4	2.4	2.4	2.4	2.3
Avg. Stride Length [m]	6.2	7.3	7.4	7.4	7.3	7.1



[ ] Ranking at each section and finish  
 -:-:- No data available at this section  
 NA No data available

Horse/Jockey Name	GLOBAL TURN/Kayla Crowther
Finish Rank	7
Fastest Section Time (Section)	0:10.93 (L600)
Top Speed [km/h] (Section)	66.3 (L800)
Race State	Finished



Morphettville Parks SA - Professional

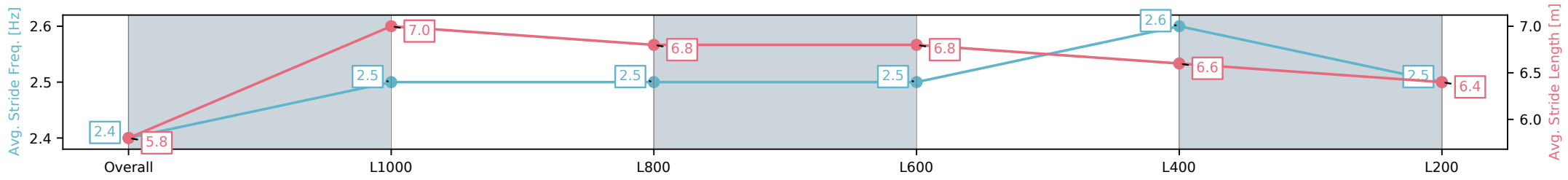
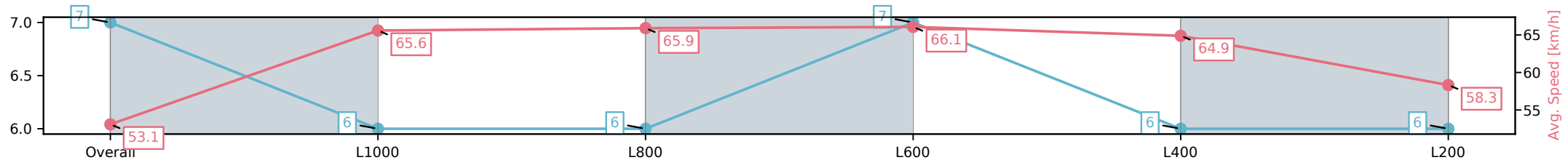
Race 8: Sportsbet Handicap - 1250m

01 February 2025 - 4:37PM

Track Rating: Good 3, Weather: Fine, Rail Position: True



Section	Overall	L1000	L800	L600	L400	L200
Section Times	1:13.57[7] (0:16.92)	0:56.65[6] (0:11.14)	0:45.51[6] (0:10.93)	0:34.58[7] (0:11.04)	0:23.54[6] (0:11.20)	0:12.34[6] (0:12.34)
Average Speed [km/h]	53.1	65.6	65.9	66.1	64.9	58.3
Top Speed [km/h]	65.8	66.2	66.3	66.3	66.3	62.6
Avg. Dist. to Rail [m]	3.5	2.2	1.5	2.0	5.1	8.1
Avg. Stride Freq. [Hz]	2.4	2.5	2.5	2.5	2.6	2.5
Avg. Stride Length [m]	5.8	7.0	6.8	6.8	6.6	6.4



[ ] Ranking at each section and finish  
 -:-:- No data available at this section  
 NA No data available



Horse/Jockey Name	VALLENCOURT/Ben Price
Finish Rank	8
Fastest Section Time (Section)	0:11.07 (L600)
Top Speed [km/h] (Section)	67.2 (Overall)
Race State	Finished



Morphettville Parks SA - Professional

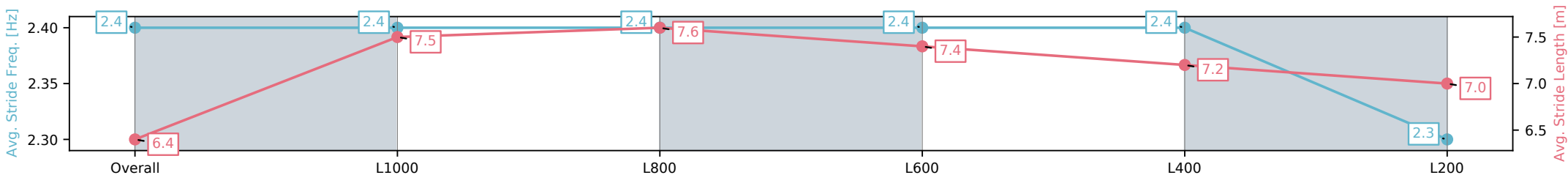
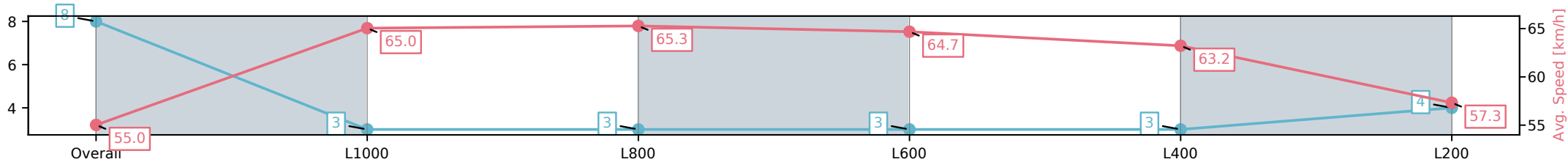
Race 8: Sportsbet Handicap - 1250m

01 February 2025 - 4:37PM

Track Rating: Good 3, Weather: Fine, Rail Position: True



Section	Overall	L1000	L800	L600	L400	L200
Section Times	1:13.69[8] (0:16.34)	0:57.35[3] (0:11.17)	0:46.18[3] (0:11.07)	0:35.11[3] (0:11.14)	0:23.97[3] (0:11.40)	0:12.57[4] (0:12.56)
Average Speed [km/h]	55.0	65.0	65.3	64.7	63.2	57.3
Top Speed [km/h]	67.2	66.9	66.4	66.3	66.4	61.4
Avg. Dist. to Rail [m]	4.0	1.6	0.9	0.5	1.6	5.1
Avg. Stride Freq. [Hz]	2.4	2.4	2.4	2.4	2.4	2.3
Avg. Stride Length [m]	6.4	7.5	7.6	7.4	7.2	7.0



- [ ] Ranking at each section and finish
- :-:- No data available at this section
- NA No data available