



RACINGSA

Morphettville Parks SA

Race 7: PFD Food Services Handicap - 1550m

01 February 2025 - 4:02PM

Track Rating: Good 3, Weather: Fine, Rail Position: True



Morphettville

Section Field Times							Overall	L1400	L1200	L1000	L800	L600	
							1:31.93 (0:11.40)	1:20.53 (0:10.88)	1:09.66 (0:11.19)	0:58.47 (0:11.42)	0:47.05 (0:11.26)	0:35.79 (0:11.63)	
Position	#	Horse/Jockey	Barrier	Top Speed [km/h]	Fastest Section	First 400m							Distance Travelled From Winner [m]
1	6	JUST LIKE LISA Margaret Collett	1	66.7 1400-1200	0:10.98 1400-1200	0:25.52	1:31.93 (0:11.77)	1:20.16 [6] (0:10.98)	1:09.18 [5] (0:11.19)	0:57.99 [4] (0:11.38)	0:46.61 [5] (0:11.24)	0:35.37 [5] (0:11.44)	
2	2	HOLMES Manoel Nunes	5	66.5 1200-1000	0:11.13 1400-1200	0:25.69	1:32.15 (0:11.73)	1:20.42 [5] (0:11.13)	1:09.29 [6] (0:11.19)	0:58.10 [6] (0:11.33)	0:46.77 [6] (0:11.34)	0:35.43 [7] (0:11.50)	+2
3	5	HARD PRINCE Jake Toeroek	4	65.7 1400-1200	0:11.19 800-600	0:26.15	1:32.16 (0:12.13)	1:20.03 [10] (0:11.20)	1:08.83 [10] (0:11.20)	0:57.63 [10] (0:11.28)	0:46.35 [10] (0:11.19)	0:35.16 [10] (0:11.39)	+1
4	4	BRAZEN KINGDOM Kayla Crowther	3	66.2 600-400	0:11.18 1400-1200	0:25.95	1:32.50 (0:11.96)	1:20.54 [8] (0:11.18)	1:09.36 [9] (0:11.18)	0:58.18 [9] (0:11.36)	0:46.82 [9] (0:11.27)	0:35.55 [9] (0:11.37)	+6
5	10	MONSEAGLE Alana Livesey	9	66.3 1400-1200	0:11.07 1400-1200	0:25.37	1:32.52 (0:11.46)	1:21.06 [3] (0:11.07)	1:09.99 [3] (0:11.18)	0:58.81 [2] (0:11.39)	0:47.42 [2] (0:11.14)	0:36.28 [2] (0:11.66)	-2
6	8	I'M KENNY Felicity Atkinson	10	67.2 1400-1200	0:10.85 1400-1200	0:25.07	1:32.71 (0:11.42)	1:21.29 [2] (0:10.85)	1:10.44 [1] (0:11.19)	0:59.25 [1] (0:11.42)	0:47.83 [1] (0:11.25)	0:36.58 [1] (0:11.64)	+0
7	3	HE'S MAVERICK Stacey Metcalfe	8	67.2 1400-1200	0:10.99 1400-1200	0:25.52	1:32.81 (0:11.68)	1:21.13 [4] (0:10.99)	1:10.14 [4] (0:11.28)	0:58.85 [5] (0:11.36)	0:47.49 [4] (0:11.20)	0:36.29 [3] (0:11.62)	+8
8	1	MARCOLT Rochelle Milnes	2	66.1 1400-1200	0:11.14 1400-1200	0:25.94	1:32.82 (0:11.97)	1:20.85 [9] (0:11.14)	1:09.71 [8] (0:11.14)	0:58.57 [8] (0:11.31)	0:47.26 [8] (0:11.31)	0:35.95 [8] (0:11.68)	-4
9	7	FIGO THE GREAT Justin Potter	7	66.6 1400-1200	0:11.00 1400-1200	0:25.20	1:32.98 (0:11.39)	1:21.59 [1] (0:11.00)	1:10.59 [2] (0:11.36)	0:59.23 [3] (0:11.40)	0:47.83 [3] (0:11.39)	0:36.44 [4] (0:11.74)	+2
10	9	SUGGESTIVE MISS Ben Price	6	66.9 800-600	0:11.15 800-600	0:25.81	1:33.38 (0:11.81)	1:21.57 [7] (0:11.16)	1:10.41 [7] (0:11.20)	0:59.21 [7] (0:11.28)	0:47.92 [7] (0:11.15)	0:36.77 [6] (0:11.67)	+10

Report Created: Sat 01 February 2025 16:52:32 GMT+11 (Note: Timing is based on positional data)

Page 1/12

- [] Position in running at each section and finish
- #: Saddle cloth number
- No data available at this section
- DNF Did not finish
- NA No data available
- DNT Did not track
- █ Background shading for fastest section



RACINGSA

Morphettville Parks SA

Race 7: PFD Food Services Handicap - 1550m

01 February 2025 - 4:02PM



Morphettville

Track Rating: Good 3, Weather: Fine, Rail Position: True

Section Field Times				L400	L200							
				0:24.16 (0:11.95)	0:12.21 (0:12.21)							
Position	#	Horse/Jockey	Barrier	Top Speed [km/h]	Fastest Section	First 400m			Margin			Distance Travelled From Winner [m]
1	6	JUST LIKE LISA Margaret Collett	1	66.7 1400-1200	0:10.98 1400-1200	0:25.52	0:23.93 [3] (0:11.71)	0:12.22 [1] (0:12.22)	1:31.93			
2	2	HOLMES Manoel Nunes	5	66.5 1200-1000	0:11.13 1400-1200	0:25.69	0:23.93 [5] (0:11.76)	0:12.17 [4] (0:12.17)	1.44L			+2
3	5	HARD PRINCE Jake Toeroek	4	65.7 1400-1200	0:11.19 800-600	0:26.15	0:23.77 [9] (0:11.63)	0:12.14 [5] (0:12.14)	1.55L			+1
4	4	BRAZEN KINGDOM Kayla Crowther	3	66.2 600-400	0:11.18 1400-1200	0:25.95	0:24.18 [8] (0:11.77)	0:12.41 [6] (0:12.41)	3.82L			+6
5	10	MONSEAGLE Alana Livesey	9	66.3 1400-1200	0:11.07 1400-1200	0:25.37	0:24.62 [2] (0:12.04)	0:12.58 [3] (0:12.57)	3.96L			-2
6	8	I'M KENNY Felicity Atkinson	10	67.2 1400-1200	0:10.85 1400-1200	0:25.07	0:24.94 [1] (0:12.11)	0:12.83 [2] (0:12.83)	5.22L			+0
7	3	HE'S MAVERICK Stacey Metcalfe	8	67.2 1400-1200	0:10.99 1400-1200	0:25.52	0:24.67 [4] (0:12.18)	0:12.49 [8] (0:12.49)	5.88L			+8
8	1	MARCOLT Rochelle Milnes	2	66.1 1400-1200	0:11.14 1400-1200	0:25.94	0:24.27 [10] (0:11.92)	0:12.35 [10] (0:12.35)	5.91L			-4
9	7	FIGO THE GREAT Justin Potter	7	66.6 1400-1200	0:11.00 1400-1200	0:25.20	0:24.70 [6] (0:11.99)	0:12.71 [7] (0:12.71)	6.97L			+2
10	9	SUGGESTIVE MISS Ben Price	6	66.9 800-600	0:11.15 800-600	0:25.81	0:25.10 [7] (0:12.17)	0:12.93 [9] (0:12.93)	9.64L			+10

Report Created: Sat 01 February 2025 16:52:32 GMT+11 (Note: Timing is based on positional data)

Page 2/12

- [] Position in running at each section and finish
- #: Saddle cloth number
- :--- No data available at this section
- DNF Did not finish
- NA No data available
- DNT Did not track
- █ Background shading for fastest section

Horse/Jockey Name	JUST LIKE LISA/Margaret Collett
Finish Rank	1
Fastest Section Time (Section)	0:10.98 (L1400)
Top Speed [km/h] (Section)	66.7 (L1400)
Race State	Finished



Morphettville Parks SA - Professional

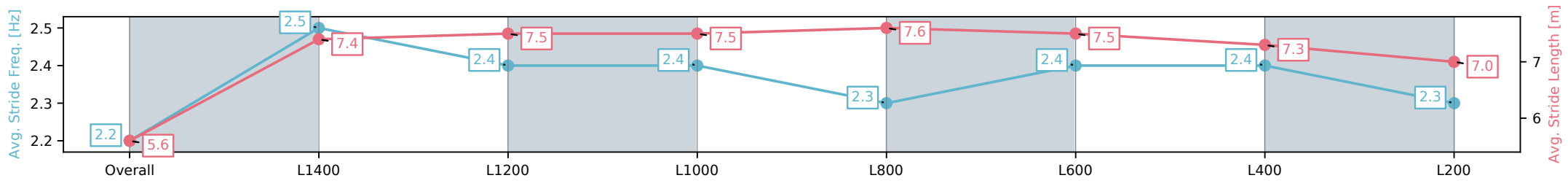
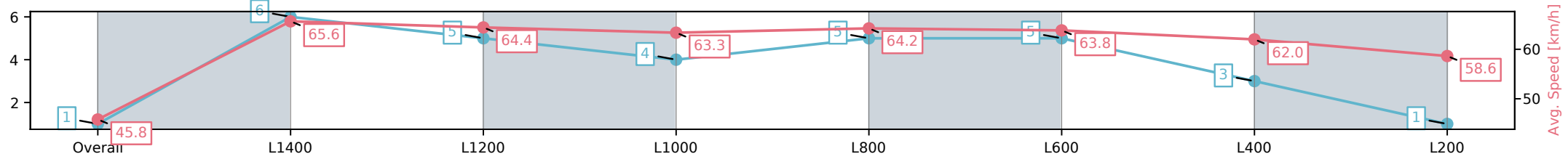
Race 7: PFD Food Services Handicap - 1550m

01 February 2025 - 4:02PM

Track Rating: Good 3, Weather: Fine, Rail Position: True



Section	Overall	L1400	L1200	L1000	L800	L600	L400	L200
Section Times	1:31.93[1] (0:11.77)	1:20.16[6] (0:10.98)	1:09.18[5] (0:11.19)	0:57.99[4] (0:11.38)	0:46.61[5] (0:11.24)	0:35.37[5] (0:11.44)	0:23.93[3] (0:11.71)	0:12.22[1] (0:12.22)
Average Speed [km/h]	45.8	65.6	64.4	63.3	64.2	63.8	62.0	58.6
Top Speed [km/h]	63.1	66.7	66.3	64.1	65.2	64.7	62.9	60.5
Avg. Dist. to Rail [m]	1.6	0.6	0.3	1.0	1.3	2.5	4.2	6.6
Avg. Stride Freq. [Hz]	2.2	2.5	2.4	2.4	2.3	2.4	2.4	2.3
Avg. Stride Length [m]	5.6	7.4	7.5	7.5	7.6	7.5	7.3	7.0



[] Ranking at each section and finish
 -:-:- No data available at this section
 NA No data available

Horse/Jockey Name	HOLMES/Manoel Nunes
Finish Rank	2
Fastest Section Time (Section)	0:11.13 (L1400)
Top Speed [km/h] (Section)	66.5 (L1200)
Race State	Finished



Morphettville Parks SA - Professional

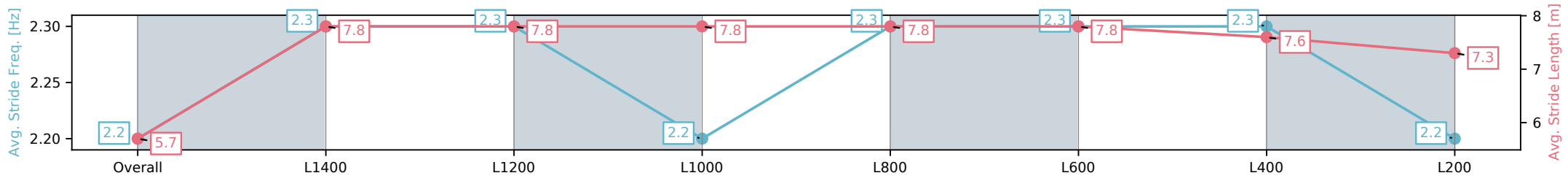
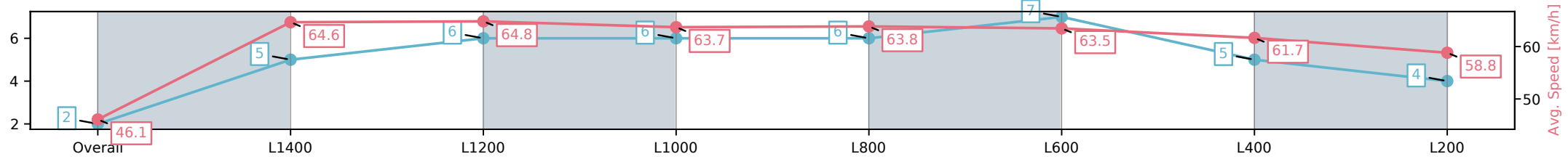
Race 7: PFD Food Services Handicap - 1550m

01 February 2025 - 4:02PM

Track Rating: Good 3, Weather: Fine, Rail Position: True



Section	Overall	L1400	L1200	L1000	L800	L600	L400	L200
Section Times	1:32.15[2] (0:11.73)	1:20.42[5] (0:11.13)	1:09.29[6] (0:11.19)	0:58.10[6] (0:11.33)	0:46.77[6] (0:11.34)	0:35.43[7] (0:11.50)	0:23.93[5] (0:11.76)	0:12.17[4] (0:12.17)
Average Speed [km/h]	46.1	64.6	64.8	63.7	63.8	63.5	61.7	58.8
Top Speed [km/h]	63.5	65.3	66.5	64.8	64.4	64.1	62.9	60.4
Avg. Dist. to Rail [m]	4.7	1.7	1.1	2.2	2.0	2.5	3.8	8.1
Avg. Stride Freq. [Hz]	2.2	2.3	2.3	2.2	2.3	2.3	2.3	2.2
Avg. Stride Length [m]	5.7	7.8	7.8	7.8	7.8	7.8	7.6	7.3



[] Ranking at each section and finish
 -:-:- No data available at this section
 NA No data available

Horse/Jockey Name	HARD PRINCE/Jake Toeroek
Finish Rank	3
Fastest Section Time (Section)	0:11.19 (L800)
Top Speed [km/h] (Section)	65.7 (L1400)
Race State	Finished



Morphettville Parks SA - Professional

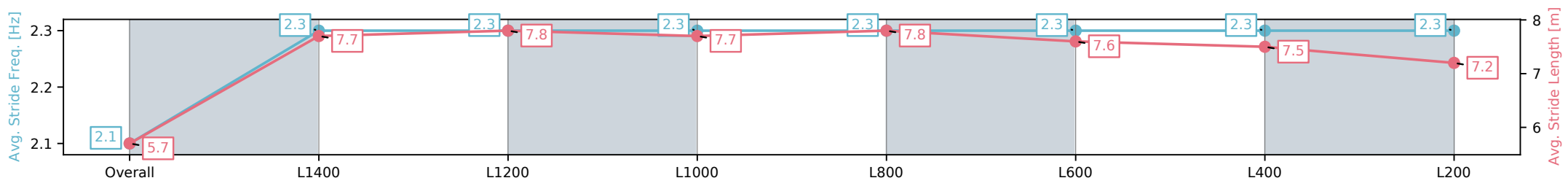
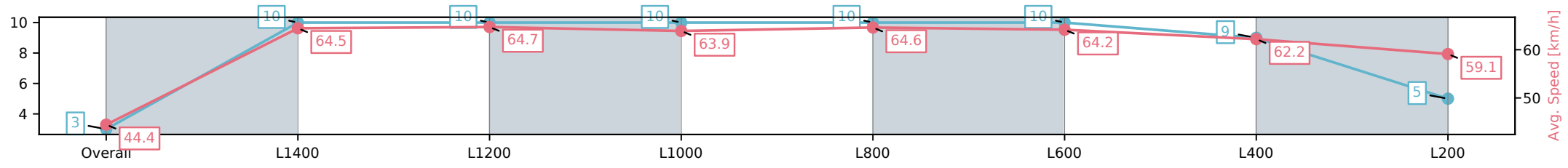
Race 7: PFD Food Services Handicap - 1550m

01 February 2025 - 4:02PM

Track Rating: Good 3, Weather: Fine, Rail Position: True



Section	Overall	L1400	L1200	L1000	L800	L600	L400	L200
Section Times	1:32.16[3] (0:12.13)	1:20.03[10] (0:11.20)	1:08.83[10] (0:11.20)	0:57.63[10] (0:11.28)	0:46.35[10] (0:11.19)	0:35.16[10] (0:11.39)	0:23.77[9] (0:11.63)	0:12.14[5] (0:12.14)
Average Speed [km/h]	44.4	64.5	64.7	63.9	64.6	64.2	62.2	59.1
Top Speed [km/h]	63.2	65.7	65.4	65.0	65.1	65.4	63.4	60.6
Avg. Dist. to Rail [m]	3.8	1.7	1.0	2.2	1.6	2.6	3.4	7.3
Avg. Stride Freq. [Hz]	2.1	2.3	2.3	2.3	2.3	2.3	2.3	2.3
Avg. Stride Length [m]	5.7	7.7	7.8	7.7	7.8	7.6	7.5	7.2



[] Ranking at each section and finish
 -:-:- No data available at this section
 NA No data available

Horse/Jockey Name	BRAZEN KINGDOM/Kayla Crowther
Finish Rank	4
Fastest Section Time (Section)	0:11.18 (L1400)
Top Speed [km/h] (Section)	66.2 (L600)
Race State	Finished



Morphettville Parks SA - Professional

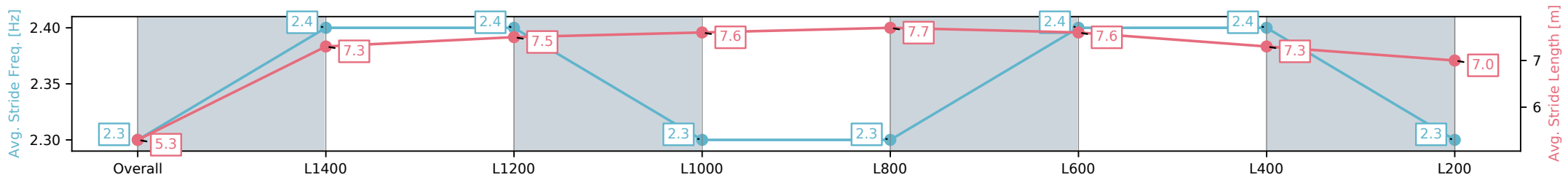
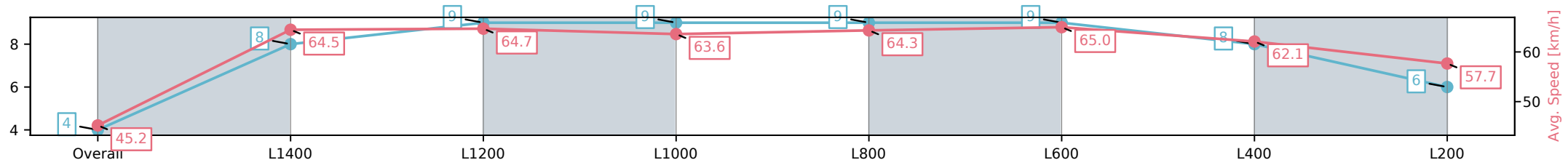
Race 7: PFD Food Services Handicap - 1550m

01 February 2025 - 4:02PM

Track Rating: Good 3, Weather: Fine, Rail Position: True



Section	Overall	L1400	L1200	L1000	L800	L600	L400	L200
Section Times	1:32.50[4] (0:11.96)	1:20.54[8] (0:11.18)	1:09.36[9] (0:11.18)	0:58.18[9] (0:11.36)	0:46.82[9] (0:11.27)	0:35.55[9] (0:11.37)	0:24.18[8] (0:11.77)	0:12.41[6] (0:12.41)
Average Speed [km/h]	45.2	64.5	64.7	63.6	64.3	65.0	62.1	57.7
Top Speed [km/h]	62.5	66.0	65.7	64.3	65.4	66.2	63.9	60.2
Avg. Dist. to Rail [m]	3.3	1.0	0.9	2.8	2.8	4.6	7.4	9.8
Avg. Stride Freq. [Hz]	2.3	2.4	2.4	2.3	2.3	2.4	2.4	2.3
Avg. Stride Length [m]	5.3	7.3	7.5	7.6	7.7	7.6	7.3	7.0



[] Ranking at each section and finish
 -:-:- No data available at this section
 NA No data available

Horse/Jockey Name	MONSEAGLE/Alana Livesey
Finish Rank	5
Fastest Section Time (Section)	0:11.07 (L1400)
Top Speed [km/h] (Section)	66.3 (L1400)
Race State	Finished



Morphettville Parks SA - Professional

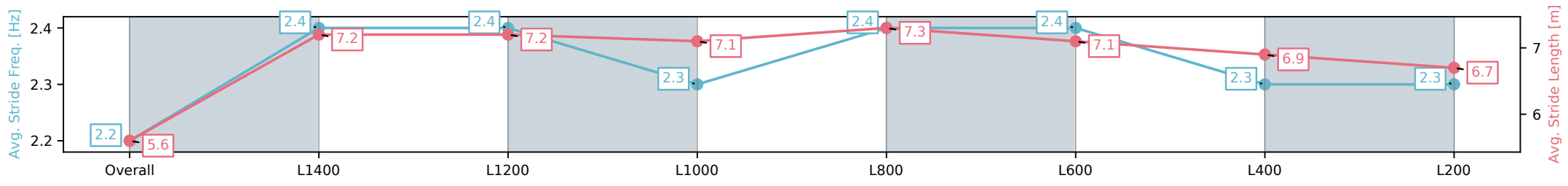
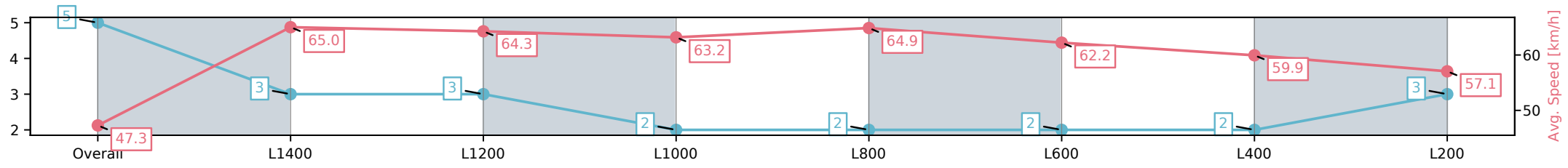
Race 7: PFD Food Services Handicap - 1550m

01 February 2025 - 4:02PM

Track Rating: Good 3, Weather: Fine, Rail Position: True



Section	Overall	L1400	L1200	L1000	L800	L600	L400	L200
Section Times	1:32.52[5] (0:11.46)	1:21.06[3] (0:11.07)	1:09.99[3] (0:11.18)	0:58.81[2] (0:11.39)	0:47.42[2] (0:11.14)	0:36.28[2] (0:11.66)	0:24.62[2] (0:12.04)	0:12.58[3] (0:12.57)
Average Speed [km/h]	47.3	65.0	64.3	63.2	64.9	62.2	59.9	57.1
Top Speed [km/h]	63.8	66.3	65.2	64.2	65.6	63.1	61.4	59.1
Avg. Dist. to Rail [m]	7.6	1.5	0.5	0.9	1.9	1.4	1.2	4.4
Avg. Stride Freq. [Hz]	2.2	2.4	2.4	2.3	2.4	2.4	2.3	2.3
Avg. Stride Length [m]	5.6	7.2	7.2	7.1	7.3	7.1	6.9	6.7



[] Ranking at each section and finish
 -:-:- No data available at this section
 NA No data available

Horse/Jockey Name	I'M KENNY/Felicity Atkinson
Finish Rank	6
Fastest Section Time (Section)	0:10.85 (L1400)
Top Speed [km/h] (Section)	67.2 (L1400)
Race State	Finished



Morphettville Parks SA - Professional

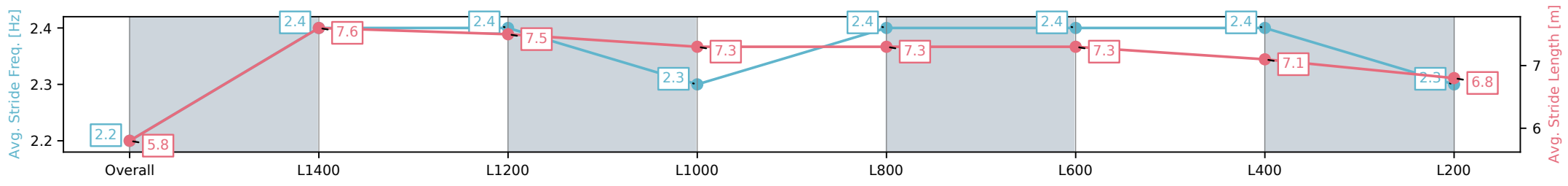
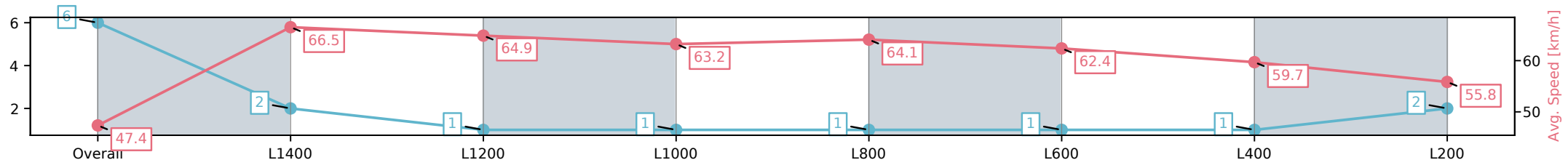
Race 7: PFD Food Services Handicap - 1550m

01 February 2025 - 4:02PM

Track Rating: Good 3, Weather: Fine, Rail Position: True



Section	Overall	L1400	L1200	L1000	L800	L600	L400	L200
Section Times	1:32.71[6] (0:11.42)	1:21.29[2] (0:10.85)	1:10.44[1] (0:11.19)	0:59.25[1] (0:11.42)	0:47.83[1] (0:11.25)	0:36.58[1] (0:11.64)	0:24.94[1] (0:12.11)	0:12.83[2] (0:12.83)
Average Speed [km/h]	47.4	66.5	64.9	63.2	64.1	62.4	59.7	55.8
Top Speed [km/h]	66.5	67.2	66.7	64.0	64.6	63.3	60.9	58.3
Avg. Dist. to Rail [m]	8.7	2.8	1.6	2.2	1.9	1.5	1.9	3.9
Avg. Stride Freq. [Hz]	2.2	2.4	2.4	2.3	2.4	2.4	2.4	2.3
Avg. Stride Length [m]	5.8	7.6	7.5	7.3	7.3	7.3	7.1	6.8



[] Ranking at each section and finish
 -:-:- No data available at this section
 NA No data available

Horse/Jockey Name	HE'S MAVERICK/Stacey Metcalfe
Finish Rank	7
Fastest Section Time (Section)	0:10.99 (L1400)
Top Speed [km/h] (Section)	67.2 (L1400)
Race State	Finished



Morphettville Parks SA - Professional

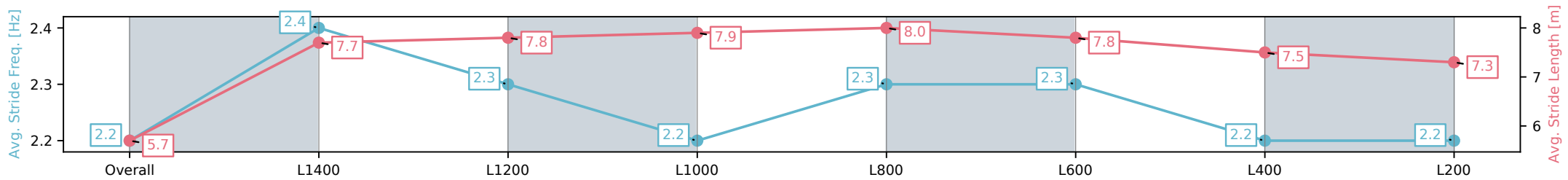
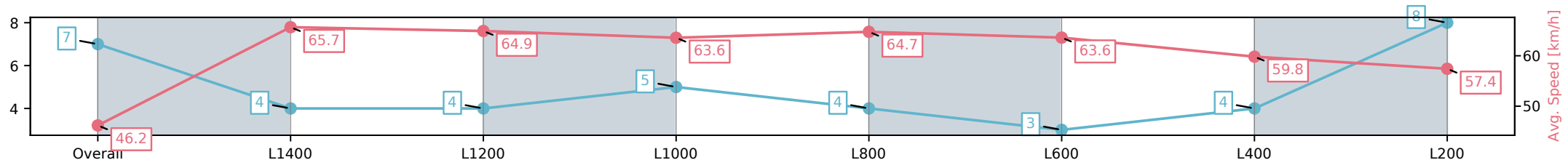
Race 7: PFD Food Services Handicap - 1550m

01 February 2025 - 4:02PM

Track Rating: Good 3, Weather: Fine, Rail Position: True



Section	Overall	L1400	L1200	L1000	L800	L600	L400	L200
Section Times	1:32.81[7] (0:11.68)	1:21.13[4] (0:10.99)	1:10.14[4] (0:11.28)	0:58.85[5] (0:11.36)	0:47.49[4] (0:11.20)	0:36.29[3] (0:11.62)	0:24.67[4] (0:12.18)	0:12.49[8] (0:12.49)
Average Speed [km/h]	46.2	65.7	64.9	63.6	64.7	63.6	59.8	57.4
Top Speed [km/h]	63.5	67.2	65.9	64.0	65.5	65.4	61.1	58.2
Avg. Dist. to Rail [m]	7.3	3.7	2.9	3.2	3.3	4.6	6.4	9.4
Avg. Stride Freq. [Hz]	2.2	2.4	2.3	2.2	2.3	2.3	2.2	2.2
Avg. Stride Length [m]	5.7	7.7	7.8	7.9	8.0	7.8	7.5	7.3



[] Ranking at each section and finish
 -:-:- No data available at this section
 NA No data available

Horse/Jockey Name	MARCOLT/Rochelle Milnes
Finish Rank	8
Fastest Section Time (Section)	0:11.14 (L1400)
Top Speed [km/h] (Section)	66.1 (L1400)
Race State	Finished



Morphettville Parks SA - Professional

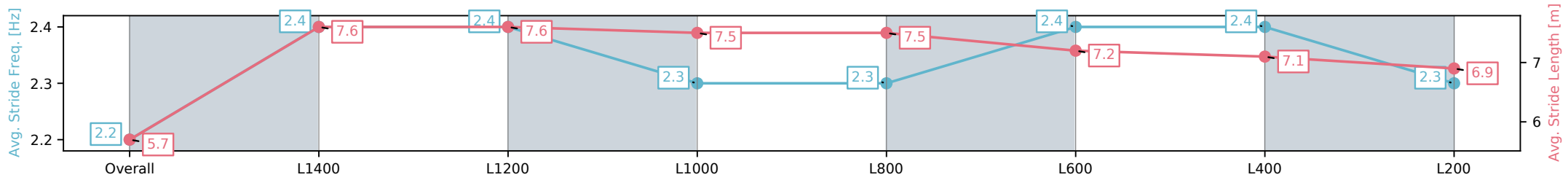
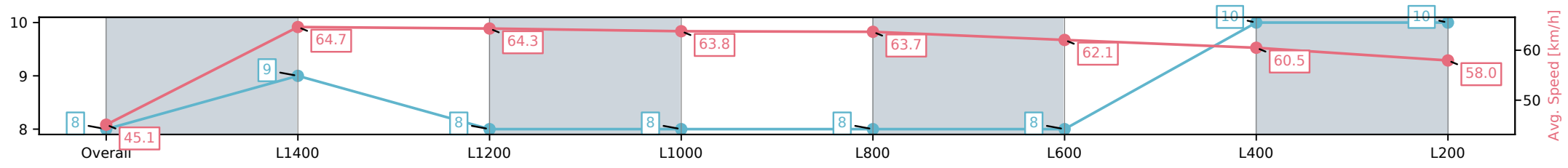
Race 7: PFD Food Services Handicap - 1550m

01 February 2025 - 4:02PM

Track Rating: Good 3, Weather: Fine, Rail Position: True



Section	Overall	L1400	L1200	L1000	L800	L600	L400	L200
Section Times	1:32.82[8] (0:11.97)	1:20.85[9] (0:11.14)	1:09.71[8] (0:11.14)	0:58.57[8] (0:11.31)	0:47.26[8] (0:11.31)	0:35.95[8] (0:11.68)	0:24.27[10] (0:11.92)	0:12.35[10] (0:12.35)
Average Speed [km/h]	45.1	64.7	64.3	63.8	63.7	62.1	60.5	58.0
Top Speed [km/h]	63.2	66.1	65.4	64.4	64.7	63.7	61.2	59.9
Avg. Dist. to Rail [m]	2.5	0.2	0.5	1.0	0.7	1.1	1.5	5.3
Avg. Stride Freq. [Hz]	2.2	2.4	2.4	2.3	2.3	2.4	2.4	2.3
Avg. Stride Length [m]	5.7	7.6	7.6	7.5	7.5	7.2	7.1	6.9



[] Ranking at each section and finish
 -:-:- No data available at this section
 NA No data available

Horse/Jockey Name	FIGO THE GREAT/Justin Potter
Finish Rank	9
Fastest Section Time (Section)	0:11.00 (L1400)
Top Speed [km/h] (Section)	66.6 (L1400)
Race State	Finished



Morphettville Parks SA - Professional

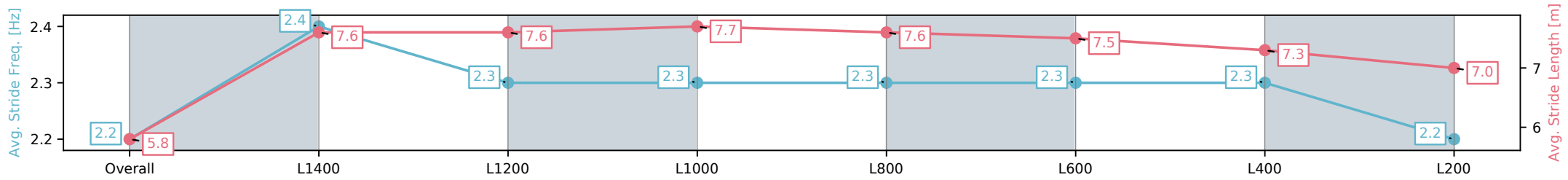
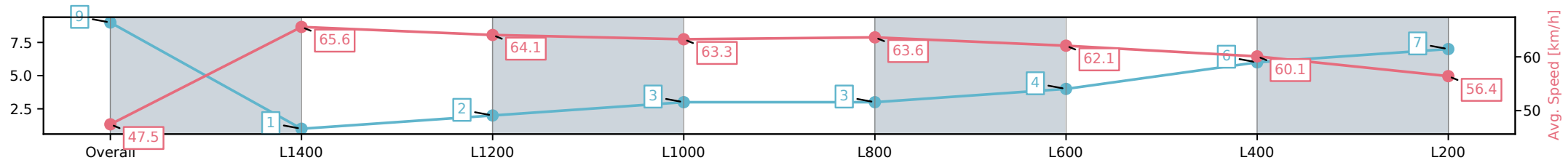
Race 7: PFD Food Services Handicap - 1550m

01 February 2025 - 4:02PM

Track Rating: Good 3, Weather: Fine, Rail Position: True



Section	Overall	L1400	L1200	L1000	L800	L600	L400	L200
Section Times	1:32.98[9] (0:11.39)	1:21.59[1] (0:11.00)	1:10.59[2] (0:11.36)	0:59.23[3] (0:11.40)	0:47.83[3] (0:11.39)	0:36.44[4] (0:11.74)	0:24.70[6] (0:11.99)	0:12.71[7] (0:12.71)
Average Speed [km/h]	47.5	65.6	64.1	63.3	63.6	62.1	60.1	56.4
Top Speed [km/h]	63.1	66.6	65.8	63.6	64.6	62.8	61.1	58.2
Avg. Dist. to Rail [m]	5.8	1.4	1.9	2.2	2.9	1.9	0.5	1.6
Avg. Stride Freq. [Hz]	2.2	2.4	2.3	2.3	2.3	2.3	2.3	2.2
Avg. Stride Length [m]	5.8	7.6	7.6	7.7	7.6	7.5	7.3	7.0



[] Ranking at each section and finish
 -:-:- No data available at this section
 NA No data available

Horse/Jockey Name	SUGGESTIVE MISS/Ben Price
Finish Rank	10
Fastest Section Time (Section)	0:11.15 (L800)
Top Speed [km/h] (Section)	66.9 (L800)
Race State	Finished



Morphettville Parks SA - Professional

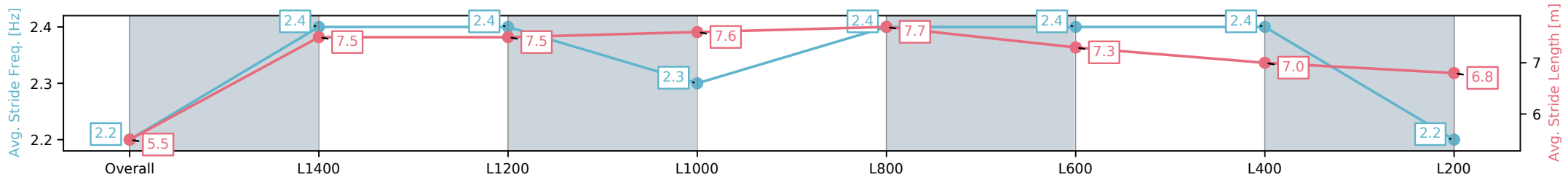
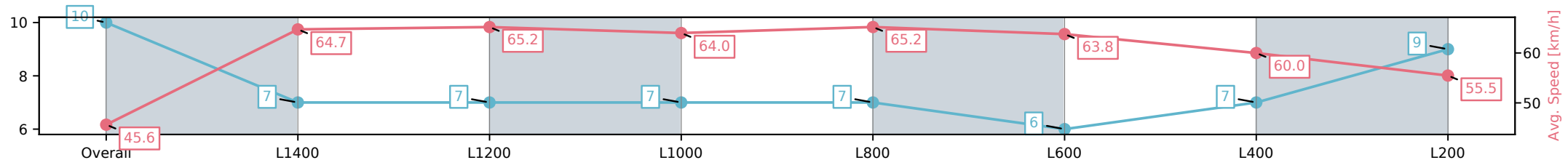
Race 7: PFD Food Services Handicap - 1550m

01 February 2025 - 4:02PM

Track Rating: Good 3, Weather: Fine, Rail Position: True



Section	Overall	L1400	L1200	L1000	L800	L600	L400	L200
Section Times	1:33.38[10] (0:11.81)	1:21.57[7] (0:11.16)	1:10.41[7] (0:11.20)	0:59.21[7] (0:11.28)	0:47.92[7] (0:11.15)	0:36.77[6] (0:11.67)	0:25.10[7] (0:12.17)	0:12.93[9] (0:12.93)
Average Speed [km/h]	45.6	64.7	65.2	64.0	65.2	63.8	60.0	55.5
Top Speed [km/h]	62.0	66.3	66.2	64.6	66.9	66.2	62.0	57.1
Avg. Dist. to Rail [m]	5.8	2.9	2.3	3.1	3.4	5.8	7.6	10.2
Avg. Stride Freq. [Hz]	2.2	2.4	2.4	2.3	2.4	2.4	2.4	2.2
Avg. Stride Length [m]	5.5	7.5	7.5	7.6	7.7	7.3	7.0	6.8



[] Ranking at each section and finish
 -:-:- No data available at this section
 NA No data available