



RACINGSA

# Morphettville Parks SA

## Race 6: Stealth Tools Handicap - 1000m

01 February 2025 - 3:22PM



Morphettville

Track Rating: Good 3, Weather: Fine, Rail Position: True

Section	Overall	L800	L600	L400	L200
Field Times	0:56.82 (0:13.40)	0:43.42 (0:10.55)	0:32.87 (0:10.83)	0:22.04 (0:10.93)	0:11.11 (0:11.11)

Position	#	Horse/Jockey	Barrier	Top Speed [km/h]	Fastest Section	First 400m	Overall	L800	L600	L400	L200	Margin	Distance Travelled From Winner [m]
1	5	PURE BLISS Rochelle Milnes	6	71.1 1000-800	0:10.39 800-600	0:24.16	0:56.82 (0:13.77)	0:43.05 [5] (0:10.39)	0:32.66 [5] (0:10.93)	0:21.73 [4] (0:10.62)	0:11.11 [1] (0:11.11)	0:56.82	
2	3	KOVA Matthew Chadwick	2	69.8 1000-800	0:10.56 800-600	0:23.95	0:57.35 (0:13.39)	0:43.96 [1] (0:10.56)	0:33.40 [1] (0:10.92)	0:22.48 [2] (0:10.92)	0:11.56 [2] (0:11.56)	3.44L	-6
3	7	LEFT TURN CLYDE Manoel Nunes	1	70.3 1000-800	0:10.38 800-600	0:24.23	0:57.40 (0:13.85)	0:43.55 [7] (0:10.38)	0:33.17 [6] (0:10.95)	0:22.22 [7] (0:10.89)	0:11.33 [6] (0:11.33)	3.76L	-5
4	9	BABAYKA Stacey Metcalfe	5	72.7 1000-800	0:10.32 800-600	0:24.10	0:57.47 (0:13.78)	0:43.69 [6] (0:10.32)	0:33.37 [4] (0:10.99)	0:22.38 [5] (0:10.96)	0:11.42 [5] (0:11.42)	4.2L	+5
5	1	DIVINE GLORY Jacob Opperman	7	70.7 1000-800	0:10.49 800-600	0:24.50	0:57.48 (0:14.01)	0:43.47 [8] (0:10.49)	0:32.98 [8] (0:10.94)	0:22.04 [8] (0:10.90)	0:11.14 [8] (0:11.14)	4.24L	-1
6	8	SHADOWFAX Felicity Atkinson	8	69.3 800-600	0:10.56 800-600	0:24.32	0:57.48 (0:13.76)	0:43.72 [4] (0:10.56)	0:33.16 [7] (0:10.83)	0:22.33 [6] (0:11.05)	0:11.28 [7] (0:11.28)	4.29L	+1
7	4	OLD TIME ROCK Todd Pannell	4	69.9 1000-800	0:10.47 800-600	0:24.04	0:57.68 (0:13.56)	0:44.11 [3] (0:10.47)	0:33.64 [3] (0:10.74)	0:22.90 [1] (0:11.11)	0:11.79 [3] (0:11.79)	5.56L	-4
8	6	BENTLEY BROOK Alan Lai	3	69.3 1000-800	0:10.51 800-600	0:24.01	0:57.87 (0:13.50)	0:44.37 [2] (0:10.51)	0:33.86 [2] (0:10.96)	0:22.90 [3] (0:11.04)	0:11.86 [4] (0:11.86)	6.81L	-4

Scratched: Run Like Hell (#2)

- [ ] Position in running at each section and finish
- #: Saddle cloth number
- :--:-- No data available at this section
- DNF Did not finish
- NA No data available
- DNT Did not track
- █ Background shading for fastest section

Horse/Jockey Name	PURE BLISS/Rochelle Milnes
Finish Rank	1
Fastest Section Time (Section)	0:10.39 (L800)
Top Speed [km/h] (Section)	71.1 (Overall)
Race State	Finished



Morphettville Parks SA - Professional

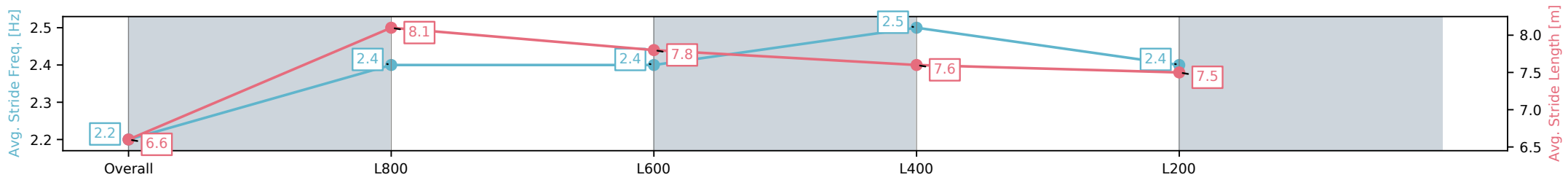
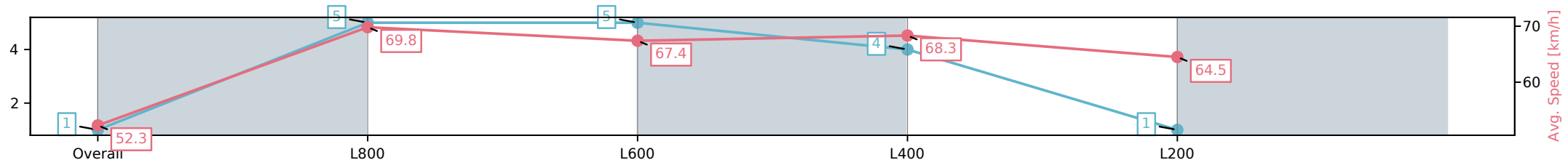
Race 6: Stealth Tools Handicap - 1000m

01 February 2025 - 3:22PM

Track Rating: Good 3, Weather: Fine, Rail Position: True



Section	Overall	L800	L600	L400	L200
Section Times	0:56.82[1] (0:13.77)	0:43.05[5] (0:10.39)	0:32.66[5] (0:10.93)	0:21.73[4] (0:10.62)	0:11.11[1] (0:11.11)
Average Speed [km/h]	52.3	69.8	67.4	68.3	64.5
Top Speed [km/h]	69.0	71.1	68.7	69.3	68.4
Avg. Dist. to Rail [m]	6.2	3.3	3.9	4.6	6.9
Avg. Stride Freq. [Hz]	2.2	2.4	2.4	2.5	2.4
Avg. Stride Length [m]	6.6	8.1	7.8	7.6	7.5



[ ] Ranking at each section and finish  
 -:-:- No data available at this section  
 NA No data available

Horse/Jockey Name	KOVA/Matthew Chadwick
Finish Rank	2
Fastest Section Time (Section)	0:10.56 (L800)
Top Speed [km/h] (Section)	69.8 (Overall)
Race State	Finished



Morphettville Parks SA - Professional

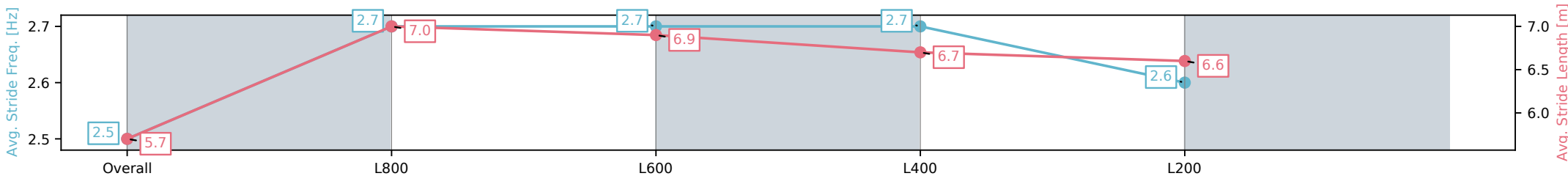
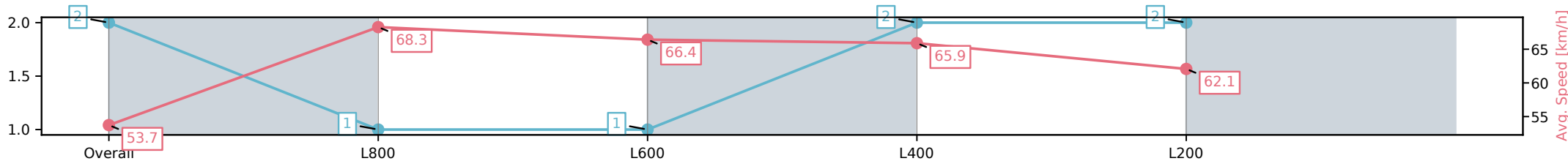
Race 6: Stealth Tools Handicap - 1000m

01 February 2025 - 3:22PM

Track Rating: Good 3, Weather: Fine, Rail Position: True



Section	Overall	L800	L600	L400	L200
Section Times	0:57.35[2] (0:13.39)	0:43.96[1] (0:10.56)	0:33.40[1] (0:10.92)	0:22.48[2] (0:10.92)	0:11.56[2] (0:11.56)
Average Speed [km/h]	53.7	68.3	66.4	65.9	62.1
Top Speed [km/h]	69.0	69.8	67.2	66.7	64.8
Avg. Dist. to Rail [m]	2.7	1.2	1.0	0.6	2.8
Avg. Stride Freq. [Hz]	2.5	2.7	2.7	2.7	2.6
Avg. Stride Length [m]	5.7	7.0	6.9	6.7	6.6



- [ ] Ranking at each section and finish
- :--:- No data available at this section
- NA No data available

Horse/Jockey Name	LEFT TURN CLYDE/Manoel Nunes
Finish Rank	3
Fastest Section Time (Section)	0:10.38 (L800)
Top Speed [km/h] (Section)	70.3 (Overall)
Race State	Finished



Morphettville Parks SA - Professional

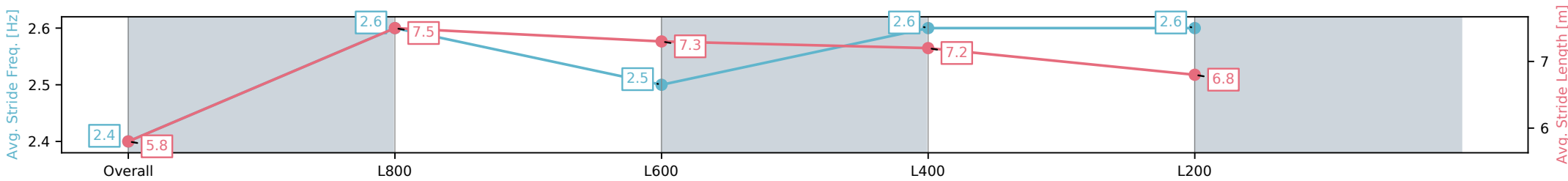
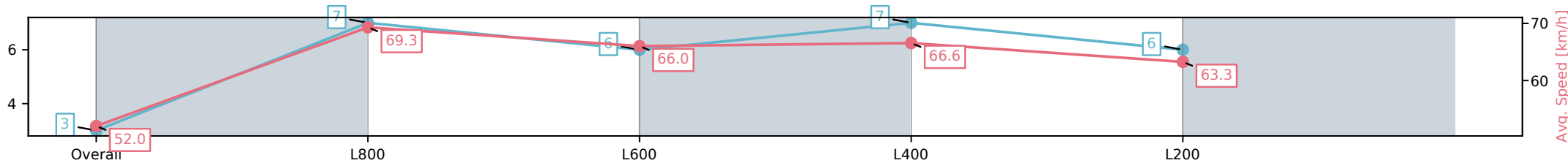
Race 6: Stealth Tools Handicap - 1000m

01 February 2025 - 3:22PM

Track Rating: Good 3, Weather: Fine, Rail Position: True



Section	Overall	L800	L600	L400	L200
Section Times	0:57.40[3] (0:13.85)	0:43.55[7] (0:10.38)	0:33.17[6] (0:10.95)	0:22.22[7] (0:10.89)	0:11.33[6] (0:11.33)
Average Speed [km/h]	52.0	69.3	66.0	66.6	63.3
Top Speed [km/h]	68.7	70.3	67.3	68.2	66.4
Avg. Dist. to Rail [m]	2.5	0.9	0.8	4.4	7.7
Avg. Stride Freq. [Hz]	2.4	2.6	2.5	2.6	2.6
Avg. Stride Length [m]	5.8	7.5	7.3	7.2	6.8



- [ ] Ranking at each section and finish
- :-:- No data available at this section
- NA No data available

Horse/Jockey Name	BABAYKA/Stacey Metcalfe
Finish Rank	4
Fastest Section Time (Section)	0:10.32 (L800)
Top Speed [km/h] (Section)	72.7 (Overall)
Race State	Finished



Morphettville Parks SA - Professional

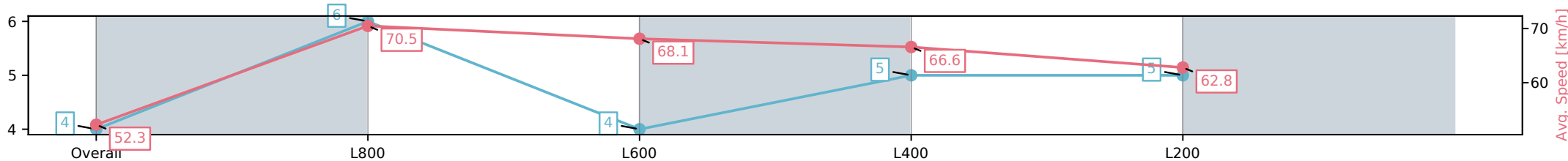
Race 6: Stealth Tools Handicap - 1000m

01 February 2025 - 3:22PM

Track Rating: Good 3, Weather: Fine, Rail Position: True



Section	Overall	L800	L600	L400	L200
Section Times	0:57.47[4] (0:13.78)	0:43.69[6] (0:10.32)	0:33.37[4] (0:10.99)	0:22.38[5] (0:10.96)	0:11.42[5] (0:11.42)
Average Speed [km/h]	52.3	70.5	68.1	66.6	62.8
Top Speed [km/h]	67.3	72.7	70.3	67.8	64.7
Avg. Dist. to Rail [m]	5.4	3.6	6.7	6.0	6.7
Avg. Stride Freq. [Hz]	2.4	2.6	2.6	2.6	2.5
Avg. Stride Length [m]	6.0	7.5	7.2	7.1	7.0



- [ ] Ranking at each section and finish
- :-:- No data available at this section
- NA No data available

Horse/Jockey Name	DIVINE GLORY/Jacob Opperman
Finish Rank	5
Fastest Section Time (Section)	0:10.49 (L800)
Top Speed [km/h] (Section)	70.7 (Overall)
Race State	Finished



Morphettville Parks SA - Professional

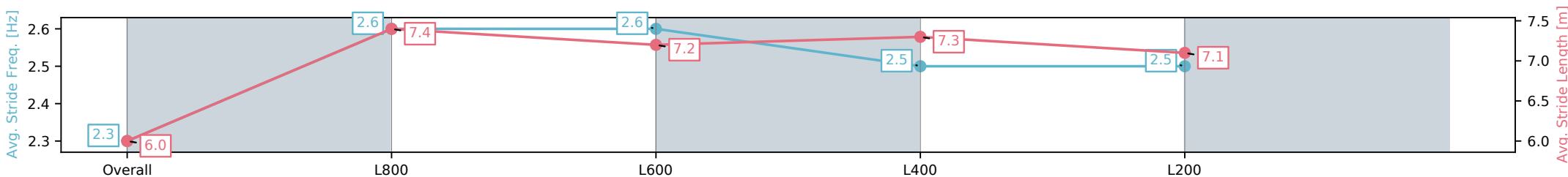

Race 6: Stealth Tools Handicap - 1000m

01 February 2025 - 3:22PM

Track Rating: Good 3, Weather: Fine, Rail Position: True



Section	Overall	L800	L600	L400	L200
Section Times	0:57.48[5] (0:14.01)	0:43.47[8] (0:10.49)	0:32.98[8] (0:10.94)	0:22.04[8] (0:10.90)	0:11.14[8] (0:11.14)
Average Speed [km/h]	51.4	68.9	66.8	66.8	64.4
Top Speed [km/h]	69.0	70.7	68.3	68.4	66.0
Avg. Dist. to Rail [m]	6.7	2.1	2.9	4.3	5.7
Avg. Stride Freq. [Hz]	2.3	2.6	2.6	2.5	2.5
Avg. Stride Length [m]	6.0	7.4	7.2	7.3	7.1



- [ ] Ranking at each section and finish
- :-:- No data available at this section
- NA No data available

Horse/Jockey Name	SHADOWFAX/Felicity Atkinson
Finish Rank	6
Fastest Section Time (Section)	0:10.56 (L800)
Top Speed [km/h] (Section)	69.3 (L800)
Race State	Finished



Morphettville Parks SA - Professional

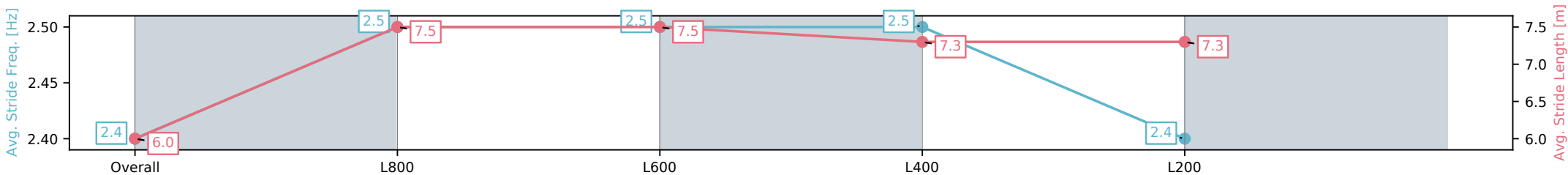
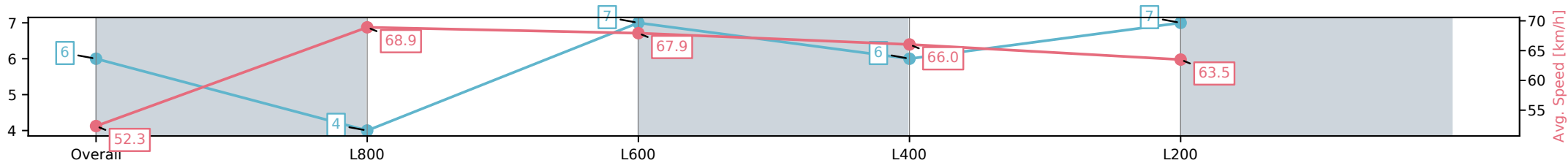
Race 6: Stealth Tools Handicap - 1000m

01 February 2025 - 3:22PM

Track Rating: Good 3, Weather: Fine, Rail Position: True



Section	Overall	L800	L600	L400	L200
Section Times	0:57.48[6] (0:13.76)	0:43.72[4] (0:10.56)	0:33.16[7] (0:10.83)	0:22.33[6] (0:11.05)	0:11.28[7] (0:11.28)
Average Speed [km/h]	52.3	68.9	67.9	66.0	63.5
Top Speed [km/h]	68.1	69.3	69.3	67.4	66.0
Avg. Dist. to Rail [m]	8.2	4.2	3.9	7.0	9.3
Avg. Stride Freq. [Hz]	2.4	2.5	2.5	2.5	2.4
Avg. Stride Length [m]	6.0	7.5	7.5	7.3	7.3



- [ ] Ranking at each section and finish
- :-:- No data available at this section
- NA No data available

Horse/Jockey Name	OLD TIME ROCK/Todd Pannell
Finish Rank	7
Fastest Section Time (Section)	0:10.47 (L800)
Top Speed [km/h] (Section)	69.9 (Overall)
Race State	Finished



Morphettville Parks SA - Professional

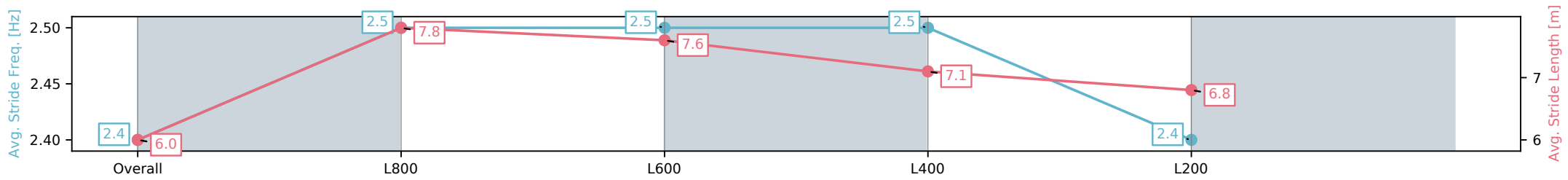
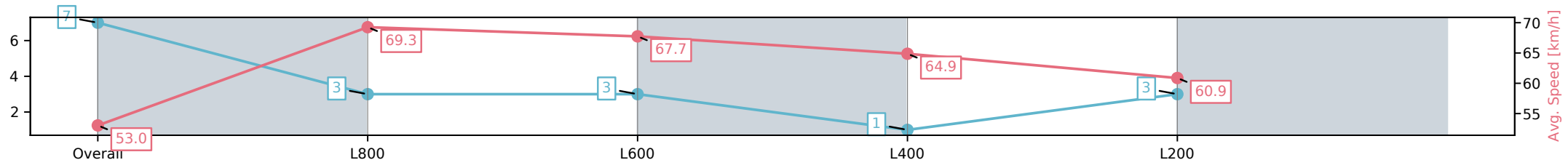
Race 6: Stealth Tools Handicap - 1000m

01 February 2025 - 3:22PM

Track Rating: Good 3, Weather: Fine, Rail Position: True



Section	Overall	L800	L600	L400	L200
Section Times	0:57.68[7] (0:13.56)	0:44.11[3] (0:10.47)	0:33.64[3] (0:10.74)	0:22.90[1] (0:11.11)	0:11.79[3] (0:11.79)
Average Speed [km/h]	53.0	69.3	67.7	64.9	60.9
Top Speed [km/h]	69.8	69.9	68.7	66.7	63.8
Avg. Dist. to Rail [m]	4.4	3.0	1.7	1.8	3.9
Avg. Stride Freq. [Hz]	2.4	2.5	2.5	2.5	2.4
Avg. Stride Length [m]	6.0	7.8	7.6	7.1	6.8



[ ] Ranking at each section and finish  
 -:-:- No data available at this section  
 NA No data available



Horse/Jockey Name	BENTLEY BROOK/Alan Lai
Finish Rank	8
Fastest Section Time (Section)	0:10.51 (L800)
Top Speed [km/h] (Section)	69.3 (Overall)
Race State	Finished



Morphettville Parks SA - Professional

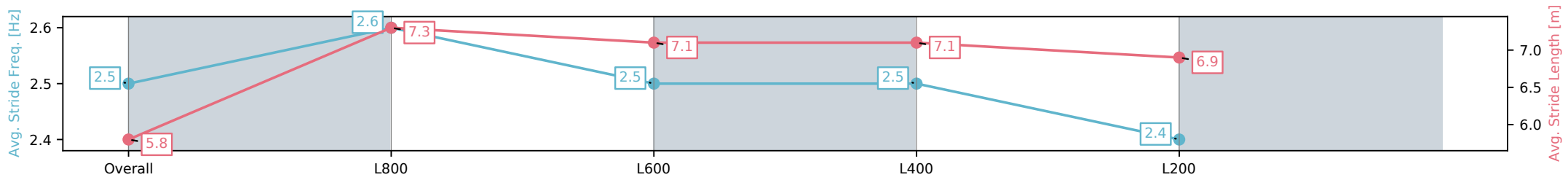
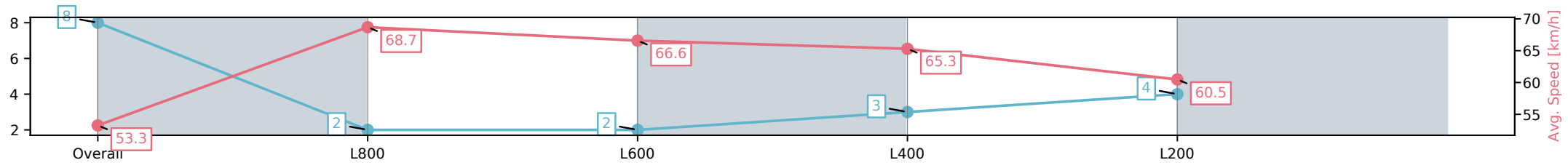
Race 6: Stealth Tools Handicap - 1000m

01 February 2025 - 3:22PM

Track Rating: Good 3, Weather: Fine, Rail Position: True



Section	Overall	L800	L600	L400	L200
Section Times	0:57.87[8] (0:13.50)	0:44.37[2] (0:10.51)	0:33.86[2] (0:10.96)	0:22.90[3] (0:11.04)	0:11.86[4] (0:11.86)
Average Speed [km/h]	53.3	68.7	66.6	65.3	60.5
Top Speed [km/h]	68.4	69.3	67.4	66.5	63.8
Avg. Dist. to Rail [m]	3.4	1.8	2.1	0.8	1.8
Avg. Stride Freq. [Hz]	2.5	2.6	2.5	2.5	2.4
Avg. Stride Length [m]	5.8	7.3	7.1	7.1	6.9



[ ] Ranking at each section and finish  
 -:-:- No data available at this section  
 NA No data available