



RACINGSA

# Morphettville Parks SA

## Race 5: Happy 80th Birthday Glynn Pretty Handicap - 1950m

01 February 2025 - 2:49PM

Track Rating: Good 3, Weather: Fine, Rail Position: True



# Morphettville

Section Field Times							Overall	L1800	L1600	L1400	L1200	L1000		
							1:59.28 (0:11.21)	1:48.07 (0:11.71)	1:36.36 (0:11.54)	1:24.83 (0:11.70)	1:13.13 (0:12.11)	1:01.02 (0:11.86)		
Position	#	Horse/Jockey	Barrier	Top Speed [km/h]	Fastest Section	First 400m							Distance Travelled From Winner [m]	
1	3	WHATSANAMEGEORGE Jake Toeroek	2	62.4 800-600	0:11.68 1600-1400	0:26.16	1:59.29 (0:11.34)	1:47.95 [4] (0:11.91)	1:36.04 [5] (0:11.68)	1:24.36 [4] (0:11.71)	1:12.65 [3] (0:12.11)	1:00.54 [3] (0:11.79)		
2	2	HATEECH Rochelle Milnes	7	63.1 1000-800	0:11.71 1000-800	0:26.47	1:59.53 (0:11.32)	1:48.21 [3] (0:12.16)	1:36.05 [6] (0:11.87)	1:24.18 [6] (0:11.82)	1:12.36 [6] (0:12.16)	1:00.20 [5] (0:11.71)	-2	
3	8	PRANCING COUNTESS Jacob Opperman	1	64.0 800-600	0:11.54 800-600	0:26.87	1:59.70 (0:11.68)	1:48.02 [7] (0:12.14)	1:35.88 [7] (0:11.96)	1:23.92 [8] (0:11.66)	1:12.26 [7] (0:12.12)	1:00.14 [7] (0:11.68)	+5	
4	10	PLAISIR Jessica Tzaferis	5	63.2 1800-1600	0:11.69 800-600	0:26.91	1:59.76 (0:12.01)	1:47.75 [9] (0:11.90)	1:35.85 [8] (0:11.84)	1:24.01 [7] (0:11.74)	1:12.27 [8] (0:12.13)	1:00.14 [8] (0:11.73)	-1	
5	9	LETTEMGO Felicity Atkinson	8	63.3 800-600	0:11.54 800-600	0:27.28	1:59.97 (0:12.03)	1:47.94 [10] (0:12.17)	1:35.77 [10] (0:11.98)	1:23.79 [9] (0:11.62)	1:12.17 [9] (0:12.15)	1:00.02 [10] (0:11.73)	-2	
6	5	SAVATOFF Stacey Metcalfe	3	63.8 1800-1600	0:11.71 800-600	0:26.20	2:00.00 (0:11.23)	1:48.77 [2] (0:12.01)	1:36.76 [4] (0:11.89)	1:24.87 [5] (0:11.90)	1:12.97 [5] (0:12.31)	1:00.66 [6] (0:11.76)	+2	
7	1	EAGLELOU Alana Livesey	6	63.6 800-600	0:11.50 800-600	0:27.23	2:00.00 (0:11.82)	1:48.18 [8] (0:12.38)	1:35.80 [9] (0:12.07)	1:23.73 [10] (0:11.63)	1:12.10 [10] (0:12.05)	1:00.05 [9] (0:11.74)	+5	
8	4	EASY BEAST Dom Tournour	9	64.7 1800-1600	0:11.54 1600-1400	0:25.84	2:00.04 (0:11.21)	1:48.83 [1] (0:11.71)	1:37.12 [1] (0:11.54)	1:25.58 [1] (0:11.70)	1:13.88 [1] (0:12.10)	1:01.78 [1] (0:11.87)	+2	
9	6	TOKYO RUN Ben Price	10	65.3 1600-1400	0:11.45 1600-1400	0:26.03	2:00.13 (0:11.40)	1:48.73 [6] (0:11.79)	1:36.94 [2] (0:11.45)	1:25.49 [2] (0:11.82)	1:13.67 [2] (0:12.15)	1:01.52 [2] (0:11.82)	+6	
10	7	DETORON Manoel Nunes	4	64.2 1600-1400	0:11.61 1600-1400	0:26.11	2:00.66 (0:11.35)	1:49.31 [5] (0:11.85)	1:37.46 [3] (0:11.61)	1:25.85 [3] (0:11.87)	1:13.98 [4] (0:12.27)	1:01.71 [4] (0:11.74)	+7	

- [ ] Position in running at each section and finish
- #: Saddle cloth number
- : No data available at this section
- DNF: Did not finish
- NA: No data available
- DNT: Did not track
- █: Background shading for fastest section



RACINGSA

# Morphettville Parks SA

Race 5: Happy 80th Birthday Glynn Pretty Handicap - 1950m

01 February 2025 - 2:49PM

Track Rating: Good 3, Weather: Fine, Rail Position: True



Morphettville

Section  
Field Times

L800	L600	L400	L200
0:49.16	0:37.24	0:25.10	0:12.64
(0:11.92)	(0:12.14)	(0:12.47)	(0:12.64)

Position	#	Horse/Jockey	Barrier	Top Speed [km/h]	Fastest Section	First 400m	L800	L600	L400	L200	Margin	Distance Travelled From Winner [m]
1	3	WHATSANAMEGEORGE Jake Toeroek	2	62.4 800-600	0:11.68 1600-1400	0:26.16	0:48.75 [3] (0:11.77)	0:36.98 [3] (0:12.07)	0:24.91 [3] (0:12.27)	0:12.64 [1] (0:12.64)	1:59.29	
2	2	HATEECH Rochelle Milnes	7	63.1 1000-800	0:11.71 1000-800	0:26.47	0:48.49 [5] (0:11.77)	0:36.72 [6] (0:12.03)	0:24.69 [7] (0:12.23)	0:12.46 [5] (0:12.46)	1.49L	-2
3	8	PRANCING COUNTESS Jacob Opperman	1	64.0 800-600	0:11.54 800-600	0:26.87	0:48.46 [7] (0:11.54)	0:36.92 [5] (0:11.89)	0:25.03 [5] (0:12.25)	0:12.78 [3] (0:12.78)	2.52L	+5
4	10	PLAISIR Jessica Tzaferis	5	63.2 1800-1600	0:11.69 800-600	0:26.91	0:48.41 [8] (0:11.69)	0:36.72 [8] (0:11.93)	0:24.79 [8] (0:12.23)	0:12.56 [6] (0:12.56)	2.94L	-1
5	9	LETTEMGO Felicity Atkinson	8	63.3 800-600	0:11.54 800-600	0:27.28	0:48.29 [9] (0:11.54)	0:36.75 [10] (0:11.95)	0:24.80 [10] (0:12.26)	0:12.54 [10] (0:12.54)	4.24L	-2
6	5	SAVATOFF Stacey Metcalfe	3	63.8 1800-1600	0:11.71 800-600	0:26.20	0:48.90 [6] (0:11.71)	0:37.19 [7] (0:11.92)	0:25.27 [6] (0:12.55)	0:12.72 [7] (0:12.72)	4.4L	+2
7	1	EAGLELOU Alana Livesey	6	63.6 800-600	0:11.50 800-600	0:27.23	0:48.31 [10] (0:11.50)	0:36.81 [9] (0:11.93)	0:24.88 [9] (0:12.24)	0:12.64 [9] (0:12.64)	4.4L	+5
8	4	EASY BEAST Dom Tournour	9	64.7 1800-1600	0:11.54 1600-1400	0:25.84	0:49.91 [1] (0:11.92)	0:37.99 [1] (0:12.18)	0:25.81 [2] (0:12.76)	0:13.05 [4] (0:13.05)	4.65L	+2
9	6	TOKYO RUN Ben Price	10	65.3 1600-1400	0:11.45 1600-1400	0:26.03	0:49.70 [2] (0:11.80)	0:37.90 [2] (0:11.95)	0:25.95 [1] (0:12.62)	0:13.33 [2] (0:13.33)	5.22L	+6
10	7	DETORON Manoel Nunes	4	64.2 1600-1400	0:11.61 1600-1400	0:26.11	0:49.97 [4] (0:11.83)	0:38.14 [4] (0:12.13)	0:26.01 [4] (0:12.66)	0:13.35 [8] (0:13.35)	8.5L	+7

- [ ] Position in running at each section and finish
- #: Saddle cloth number
- :--- No data available at this section
- DNF Did not finish
- NA No data available
- DNT Did not track
- █ Background shading for fastest section

Horse/Jockey Name	WHATSANAMEGEORGE/Jake Toeroek
Finish Rank	1
Fastest Section Time (Section)	0:11.68 (L1600)
Top Speed [km/h] (Section)	62.4 (L800)
Race State	Finished



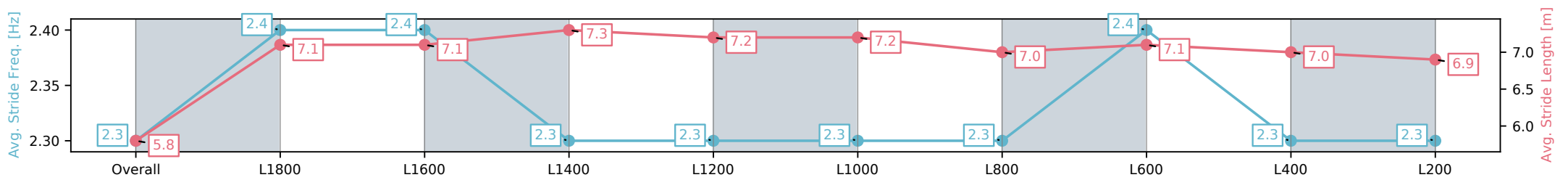
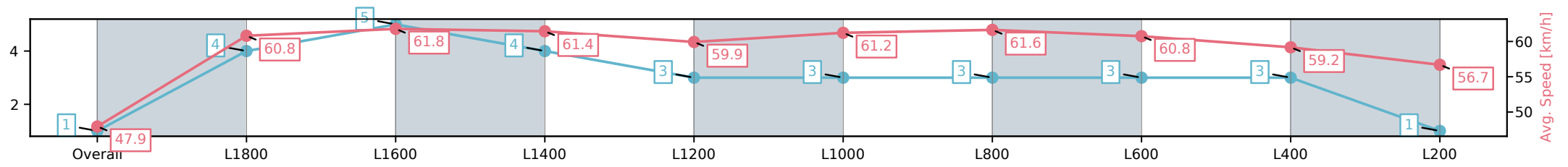
Morphettville Parks SA - Professional  
 Race 5: Happy 80th Birthday Glynn Pretty Handicap - 1950m



01 February 2025 - 2:49PM

Track Rating: Good 3, Weather: Fine, Rail Position: True

Section	Overall	L1800	L1600	L1400	L1200	L1000	L800	L600	L400	L200
Section Times	1:59.29[1] (0:11.34)	1:47.95[4] (0:11.91)	1:36.04[5] (0:11.68)	1:24.36[4] (0:11.71)	1:12.65[3] (0:12.11)	1:00.54[3] (0:11.79)	0:48.75[3] (0:11.77)	0:36.98[3] (0:12.07)	0:24.91[3] (0:12.27)	0:12.64[1] (0:12.64)
Average Speed [km/h]	47.9	60.8	61.8	61.4	59.9	61.2	61.6	60.8	59.2	56.7
Top Speed [km/h]	61.6	62.3	62.3	62.1	61.4	62.4	62.4	62.0	59.8	59.0
Avg. Dist. to Rail [m]	7.9	1.2	0.7	0.9	1.3	3.1	2.9	3.4	3.9	5.4
Avg. Stride Freq. [Hz]	2.3	2.4	2.4	2.3	2.3	2.3	2.3	2.4	2.3	2.3
Avg. Stride Length [m]	5.8	7.1	7.1	7.3	7.2	7.2	7.0	7.1	7.0	6.9



[ ] Ranking at each section and finish  
 -:-:- No data available at this section  
 NA No data available

Horse/Jockey Name	HATEECH/Rochelle Milnes
Finish Rank	2
Fastest Section Time (Section)	0:11.71 (L1000)
Top Speed [km/h] (Section)	63.1 (L1000)
Race State	Finished



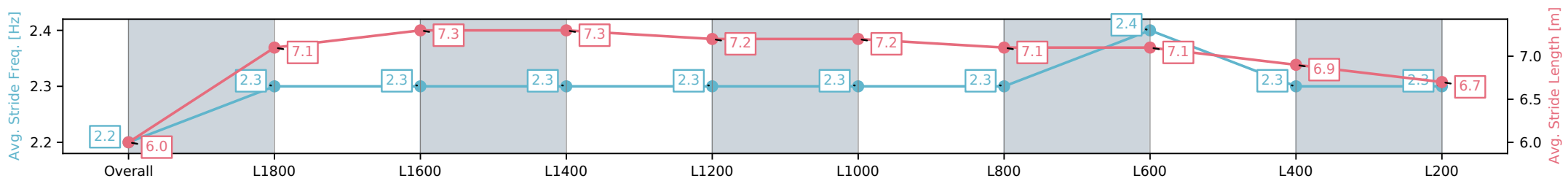
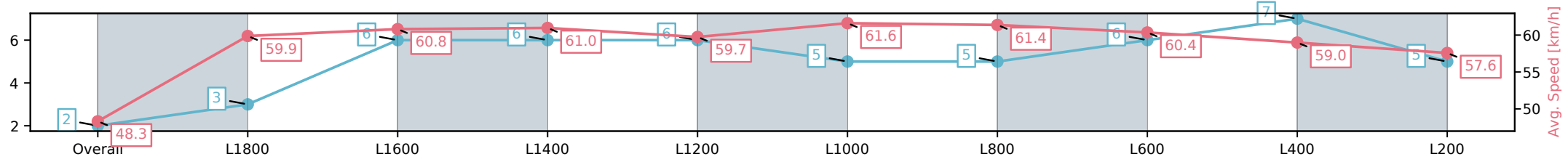
Morphettville Parks SA - Professional  
Race 5: Happy 80th Birthday Glynn Pretty Handicap - 1950m



01 February 2025 - 2:49PM

Track Rating: Good 3, Weather: Fine, Rail Position: True

Section	Overall	L1800	L1600	L1400	L1200	L1000	L800	L600	L400	L200
Section Times	1:59.53[2] (0:11.32)	1:48.21[3] (0:12.16)	1:36.05[6] (0:11.87)	1:24.18[6] (0:11.82)	1:12.36[6] (0:12.16)	1:00.20[5] (0:11.71)	0:48.49[5] (0:11.77)	0:36.72[6] (0:12.03)	0:24.69[7] (0:12.23)	0:12.46[5] (0:12.46)
Average Speed [km/h]	48.3	59.9	60.8	61.0	59.7	61.6	61.4	60.4	59.0	57.6
Top Speed [km/h]	61.0	61.0	62.1	61.6	61.3	63.1	61.8	61.4	60.3	58.2
Avg. Dist. to Rail [m]	11.2	2.4	1.7	1.4	1.5	2.1	1.7	1.4	1.4	1.4
Avg. Stride Freq. [Hz]	2.2	2.3	2.3	2.3	2.3	2.3	2.3	2.4	2.3	2.3
Avg. Stride Length [m]	6.0	7.1	7.3	7.3	7.2	7.2	7.1	7.1	6.9	6.7



[ ] Ranking at each section and finish  
-:-:- No data available at this section  
NA No data available

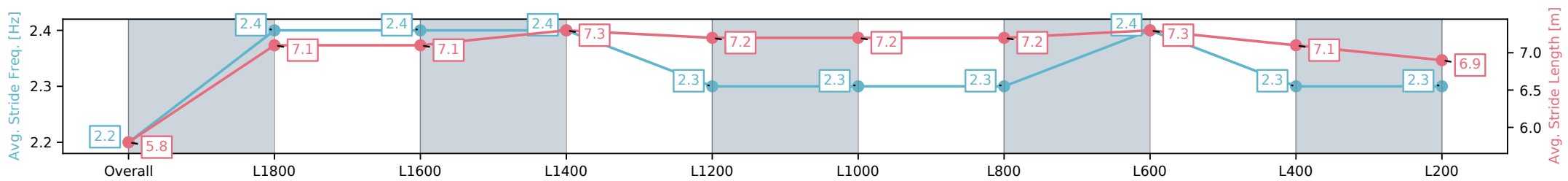
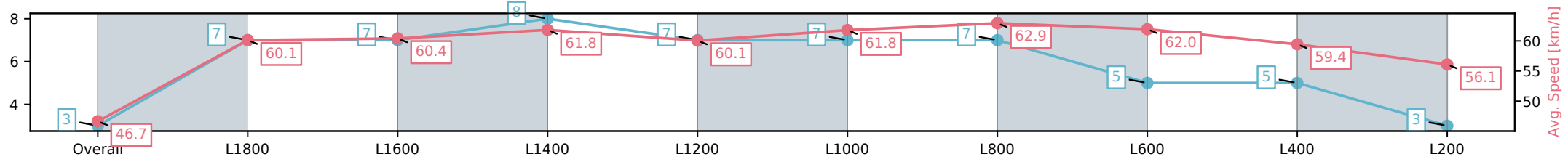
Horse/Jockey Name	PRANCING COUNTESS/Jacob Opperman
Finish Rank	3
Fastest Section Time (Section)	0:11.54 (L800)
Top Speed [km/h] (Section)	64.0 (L800)
Race State	Finished



Morphettville Parks SA - Professional  
 Race 5: Happy 80th Birthday Glynn Pretty Handicap - 1950m  
 01 February 2025 - 2:49PM  
 Track Rating: Good 3, Weather: Fine, Rail Position: True



Section	Overall	L1800	L1600	L1400	L1200	L1000	L800	L600	L400	L200
Section Times	1:59.70[3] (0:11.68)	1:48.02[7] (0:12.14)	1:35.88[7] (0:11.96)	1:23.92[8] (0:11.66)	1:12.26[7] (0:12.12)	1:00.14[7] (0:11.68)	0:48.46[7] (0:11.54)	0:36.92[5] (0:11.89)	0:25.03[5] (0:12.25)	0:12.78[3] (0:12.78)
Average Speed [km/h]	46.7	60.1	60.4	61.8	60.1	61.8	62.9	62.0	59.4	56.1
Top Speed [km/h]	61.6	61.8	61.8	62.9	61.6	63.1	64.0	63.5	60.2	59.0
Avg. Dist. to Rail [m]	7.3	2.8	1.8	2.0	2.0	3.0	3.5	4.2	4.4	6.1
Avg. Stride Freq. [Hz]	2.2	2.4	2.4	2.4	2.3	2.3	2.3	2.4	2.3	2.3
Avg. Stride Length [m]	5.8	7.1	7.1	7.3	7.2	7.2	7.2	7.3	7.1	6.9



[ ] Ranking at each section and finish  
 -:-:- No data available at this section  
 NA No data available

Horse/Jockey Name	PLAISIR/Jessica Tzaferis
Finish Rank	4
Fastest Section Time (Section)	0:11.69 (L800)
Top Speed [km/h] (Section)	63.2 (L1800)
Race State	Finished



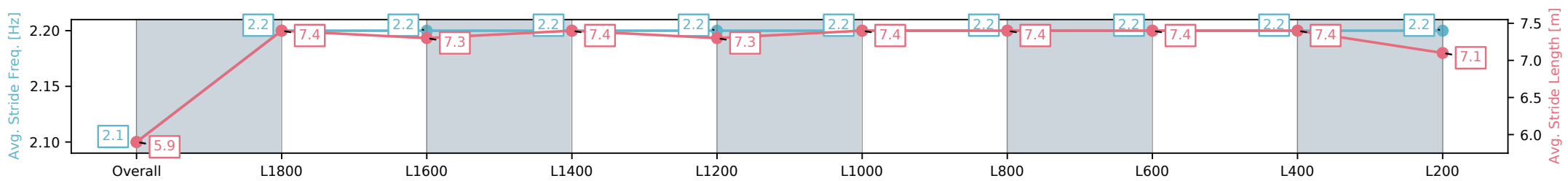
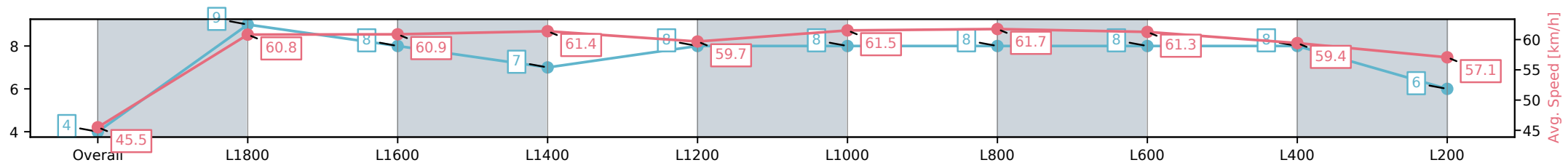
Morphettville Parks SA - Professional  
Race 5: Happy 80th Birthday Glynn Pretty Handicap - 1950m



01 February 2025 - 2:49PM

Track Rating: Good 3, Weather: Fine, Rail Position: True

Section	Overall	L1800	L1600	L1400	L1200	L1000	L800	L600	L400	L200
Section Times	1:59.76[4] (0:12.01)	1:47.75[9] (0:11.90)	1:35.85[8] (0:11.84)	1:24.01[7] (0:11.74)	1:12.27[8] (0:12.13)	1:00.14[8] (0:11.73)	0:48.41[8] (0:11.69)	0:36.72[8] (0:11.93)	0:24.79[8] (0:12.23)	0:12.56[6] (0:12.56)
Average Speed [km/h]	45.5	60.8	60.9	61.4	59.7	61.5	61.7	61.3	59.4	57.1
Top Speed [km/h]	60.7	63.2	62.2	62.3	60.3	62.1	62.8	62.2	60.6	58.8
Avg. Dist. to Rail [m]	10.1	1.0	0.9	1.0	1.1	2.0	1.3	2.9	5.3	7.6
Avg. Stride Freq. [Hz]	2.1	2.2	2.2	2.2	2.2	2.2	2.2	2.2	2.2	2.2
Avg. Stride Length [m]	5.9	7.4	7.3	7.4	7.3	7.4	7.4	7.4	7.4	7.1



[ ] Ranking at each section and finish  
-:-:- No data available at this section  
NA No data available

Horse/Jockey Name	LETTEMGO/Felicity Atkinson
Finish Rank	5
Fastest Section Time (Section)	0:11.54 (L800)
Top Speed [km/h] (Section)	63.3 (L800)
Race State	Finished



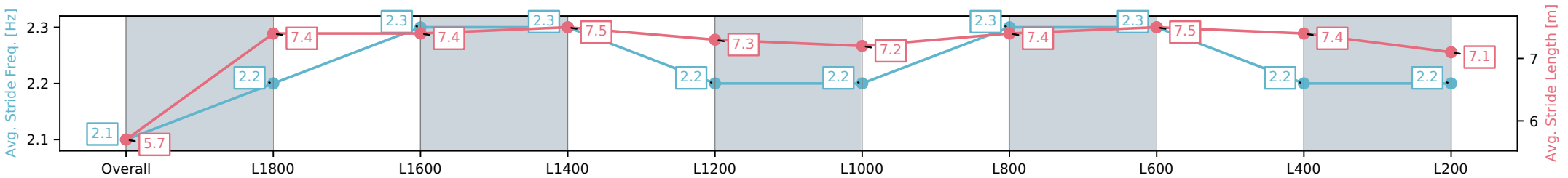
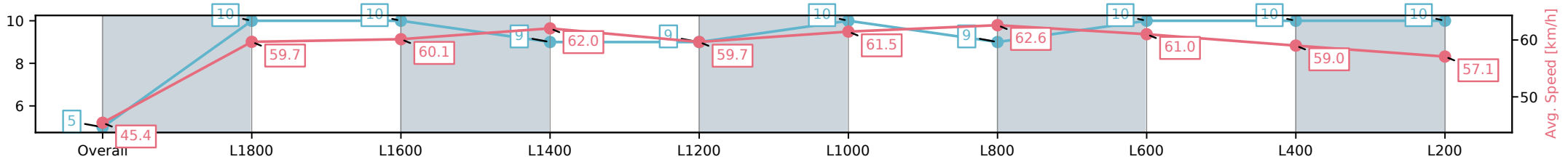
Morphettville Parks SA - Professional  
Race 5: Happy 80th Birthday Glynn Pretty Handicap - 1950m



01 February 2025 - 2:49PM

Track Rating: Good 3, Weather: Fine, Rail Position: True

Section	Overall	L1800	L1600	L1400	L1200	L1000	L800	L600	L400	L200
Section Times	1:59.97[5] (0:12.03)	1:47.94[10] (0:12.17)	1:35.77[10] (0:11.98)	1:23.79[9] (0:11.62)	1:12.17[9] (0:12.15)	1:00.02[10] (0:11.73)	0:48.29[9] (0:11.54)	0:36.75[10] (0:11.95)	0:24.80[10] (0:12.26)	0:12.54[10] (0:12.54)
Average Speed [km/h]	45.4	59.7	60.1	62.0	59.7	61.5	62.6	61.0	59.0	57.1
Top Speed [km/h]	59.1	60.8	61.0	62.8	61.7	63.2	63.3	61.6	60.0	57.8
Avg. Dist. to Rail [m]	12.2	1.8	0.6	0.5	1.1	2.0	1.6	2.1	3.9	7.5
Avg. Stride Freq. [Hz]	2.1	2.2	2.3	2.3	2.2	2.2	2.3	2.3	2.2	2.2
Avg. Stride Length [m]	5.7	7.4	7.4	7.5	7.3	7.2	7.4	7.5	7.4	7.1



- [ ] Ranking at each section and finish
- :-:- No data available at this section
- NA No data available

Horse/Jockey Name	SAVATOFF/Stacey Metcalfe
Finish Rank	6
Fastest Section Time (Section)	0:11.71 (L800)
Top Speed [km/h] (Section)	63.8 (L1800)
Race State	Finished



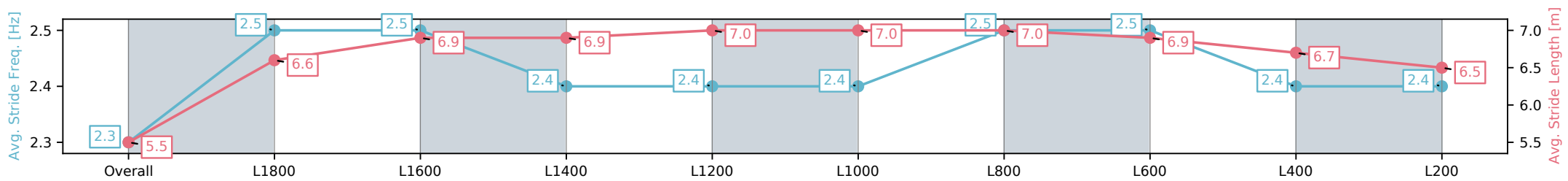
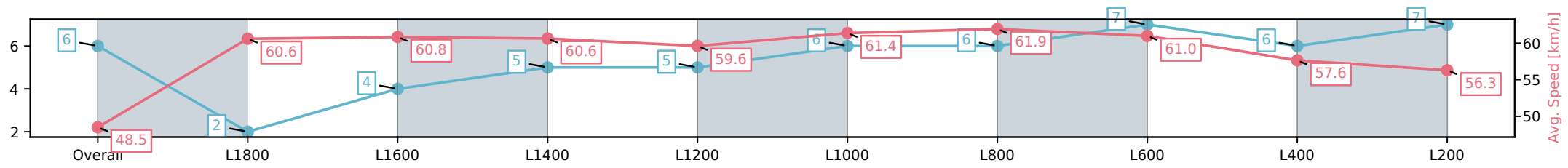
Morphettville Parks SA - Professional  
 Race 5: Happy 80th Birthday Glynn Pretty Handicap - 1950m



01 February 2025 - 2:49PM

Track Rating: Good 3, Weather: Fine, Rail Position: True

Section	Overall	L1800	L1600	L1400	L1200	L1000	L800	L600	L400	L200
Section Times	2:00.00[6] (0:11.23)	1:48.77[2] (0:12.01)	1:36.76[4] (0:11.89)	1:24.87[5] (0:11.90)	1:12.97[5] (0:12.31)	1:00.66[6] (0:11.76)	0:48.90[6] (0:11.71)	0:37.19[7] (0:11.92)	0:25.27[6] (0:12.55)	0:12.72[7] (0:12.72)
Average Speed [km/h]	48.5	60.6	60.8	60.6	59.6	61.4	61.9	61.0	57.6	56.3
Top Speed [km/h]	62.8	63.8	61.8	61.3	60.6	62.6	62.5	61.8	60.4	57.0
Avg. Dist. to Rail [m]	8.9	2.3	2.3	2.7	3.1	3.8	3.0	2.0	2.4	5.3
Avg. Stride Freq. [Hz]	2.3	2.5	2.5	2.4	2.4	2.4	2.5	2.5	2.4	2.4
Avg. Stride Length [m]	5.5	6.6	6.9	6.9	7.0	7.0	7.0	6.9	6.7	6.5



[ ] Ranking at each section and finish  
 -:-:- No data available at this section  
 NA No data available



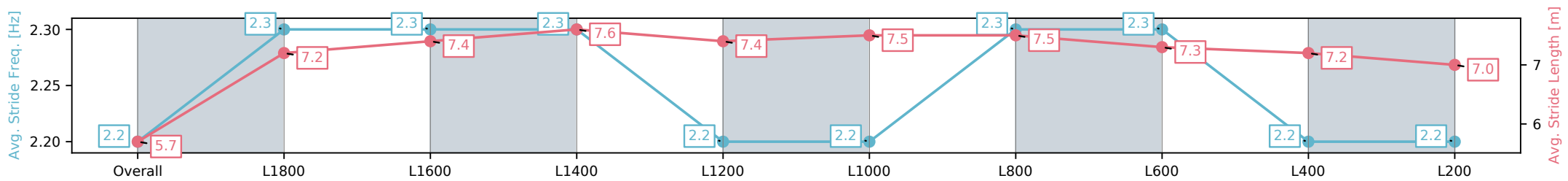
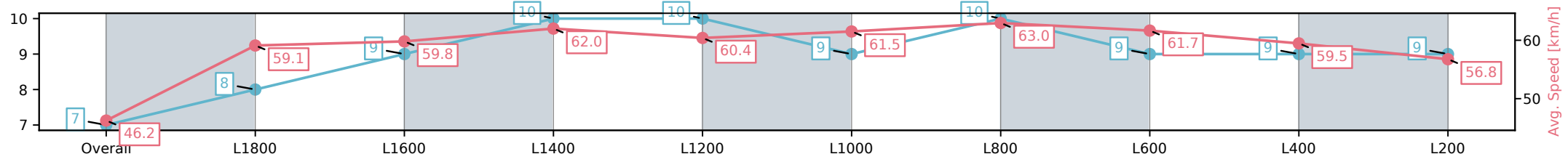
Horse/Jockey Name	EAGLELOU/Alana Livesey
Finish Rank	7
Fastest Section Time (Section)	0:11.50 (L800)
Top Speed [km/h] (Section)	63.6 (L800)
Race State	Finished



Morphettville Parks SA - Professional  
 Race 5: Happy 80th Birthday Glynn Pretty Handicap - 1950m  
 01 February 2025 - 2:49PM  
 Track Rating: Good 3, Weather: Fine, Rail Position: True



Section	Overall	L1800	L1600	L1400	L1200	L1000	L800	L600	L400	L200
Section Times	2:00.00[7] (0:11.82)	1:48.18[8] (0:12.38)	1:35.80[9] (0:12.07)	1:23.73[10] (0:11.63)	1:12.10[10] (0:12.05)	1:00.05[9] (0:11.74)	0:48.31[10] (0:11.50)	0:36.81[9] (0:11.93)	0:24.88[9] (0:12.24)	0:12.64[9] (0:12.64)
Average Speed [km/h]	46.2	59.1	59.8	62.0	60.4	61.5	63.0	61.7	59.5	56.8
Top Speed [km/h]	59.7	60.3	60.9	63.1	62.6	63.0	63.6	62.7	61.0	58.5
Avg. Dist. to Rail [m]	11.4	3.1	1.7	1.9	1.9	3.2	2.8	3.8	6.4	8.5
Avg. Stride Freq. [Hz]	2.2	2.3	2.3	2.3	2.2	2.2	2.3	2.3	2.2	2.2
Avg. Stride Length [m]	5.7	7.2	7.4	7.6	7.4	7.5	7.5	7.3	7.2	7.0



[ ] Ranking at each section and finish  
 -:-:- No data available at this section  
 NA No data available

Horse/Jockey Name	EASY BEAST/Dom Tourneur
Finish Rank	8
Fastest Section Time (Section)	0:11.54 (L1600)
Top Speed [km/h] (Section)	64.7 (L1800)
Race State	Finished



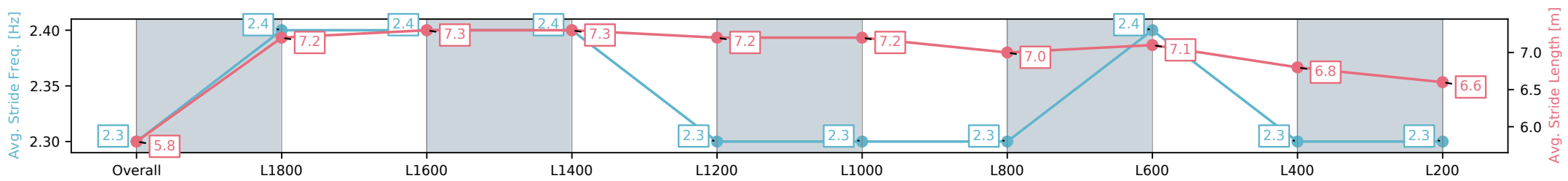
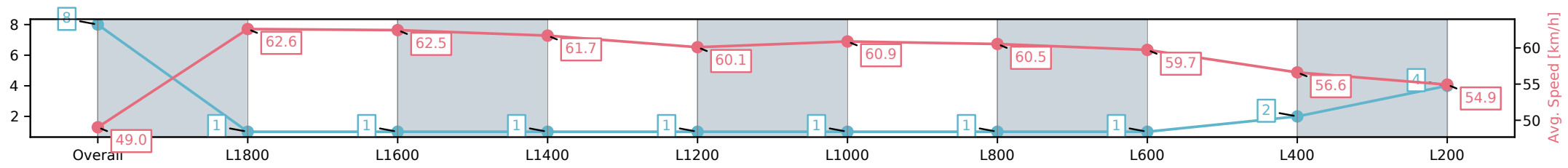
Morphettville Parks SA - Professional  
Race 5: Happy 80th Birthday Glynn Pretty Handicap - 1950m



01 February 2025 - 2:49PM

Track Rating: Good 3, Weather: Fine, Rail Position: True

Section	Overall	L1800	L1600	L1400	L1200	L1000	L800	L600	L400	L200
Section Times	2:00.04[8] (0:11.21)	1:48.83[1] (0:11.71)	1:37.12[1] (0:11.54)	1:25.58[1] (0:11.70)	1:13.88[1] (0:12.10)	1:01.78[1] (0:11.87)	0:49.91[1] (0:11.92)	0:37.99[1] (0:12.18)	0:25.81[2] (0:12.76)	0:13.05[4] (0:13.05)
Average Speed [km/h]	49.0	62.6	62.5	61.7	60.1	60.9	60.5	59.7	56.6	54.9
Top Speed [km/h]	63.3	64.7	63.3	62.8	60.9	62.2	61.4	60.7	58.6	56.1
Avg. Dist. to Rail [m]	14.2	3.8	1.6	2.4	2.1	2.1	1.3	1.8	1.8	3.2
Avg. Stride Freq. [Hz]	2.3	2.4	2.4	2.4	2.3	2.3	2.3	2.4	2.3	2.3
Avg. Stride Length [m]	5.8	7.2	7.3	7.3	7.2	7.2	7.0	7.1	6.8	6.6



[ ] Ranking at each section and finish  
-:-:- No data available at this section  
NA No data available

Horse/Jockey Name	TOKYO RUN/Ben Price
Finish Rank	9
Fastest Section Time (Section)	0:11.45 (L1600)
Top Speed [km/h] (Section)	65.3 (L1600)
Race State	Finished



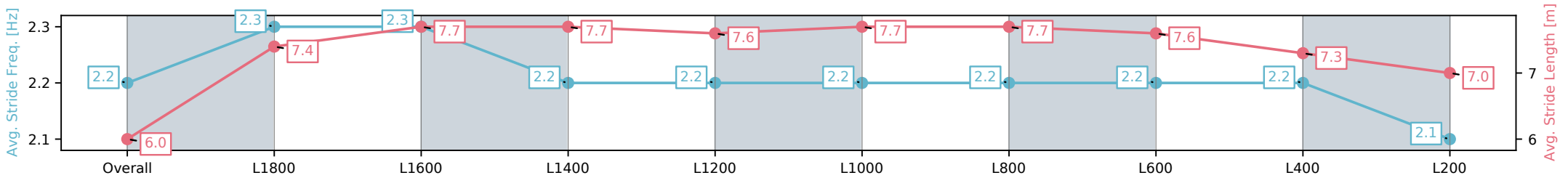
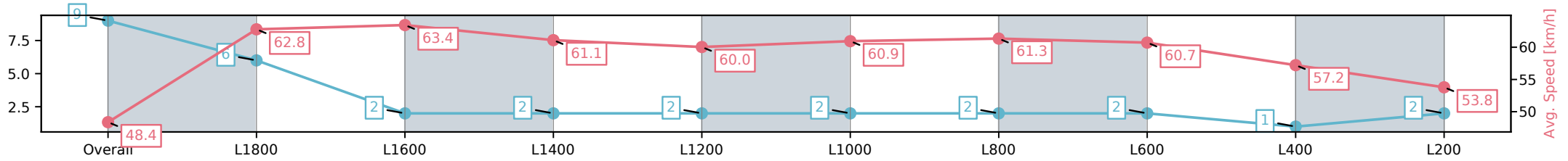
Morphettville Parks SA - Professional  
Race 5: Happy 80th Birthday Glynn Pretty Handicap - 1950m



01 February 2025 - 2:49PM

Track Rating: Good 3, Weather: Fine, Rail Position: True

Section	Overall	L1800	L1600	L1400	L1200	L1000	L800	L600	L400	L200
Section Times	2:00.13[9] (0:11.40)	1:48.73[6] (0:11.79)	1:36.94[2] (0:11.45)	1:25.49[2] (0:11.82)	1:13.67[2] (0:12.15)	1:01.52[2] (0:11.82)	0:49.70[2] (0:11.80)	0:37.90[2] (0:11.95)	0:25.95[1] (0:12.62)	0:13.33[2] (0:13.33)
Average Speed [km/h]	48.4	62.8	63.4	61.1	60.0	60.9	61.3	60.7	57.2	53.8
Top Speed [km/h]	61.8	64.3	65.3	61.6	60.7	61.8	61.8	61.6	58.9	55.7
Avg. Dist. to Rail [m]	16.2	5.8	4.2	3.1	2.3	2.4	1.7	1.4	2.1	3.9
Avg. Stride Freq. [Hz]	2.2	2.3	2.3	2.2	2.2	2.2	2.2	2.2	2.2	2.1
Avg. Stride Length [m]	6.0	7.4	7.7	7.7	7.6	7.7	7.7	7.6	7.3	7.0



- [ ] Ranking at each section and finish
- :-:- No data available at this section
- NA No data available

Horse/Jockey Name	DETORON/Manoel Nunes
Finish Rank	10
Fastest Section Time (Section)	0:11.61 (L1600)
Top Speed [km/h] (Section)	64.2 (L1600)
Race State	Finished



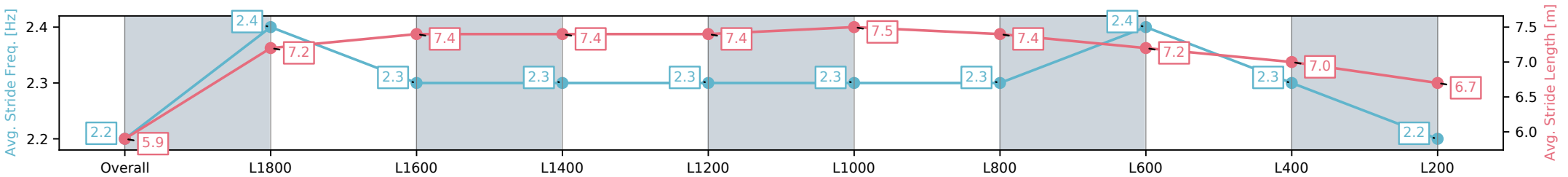
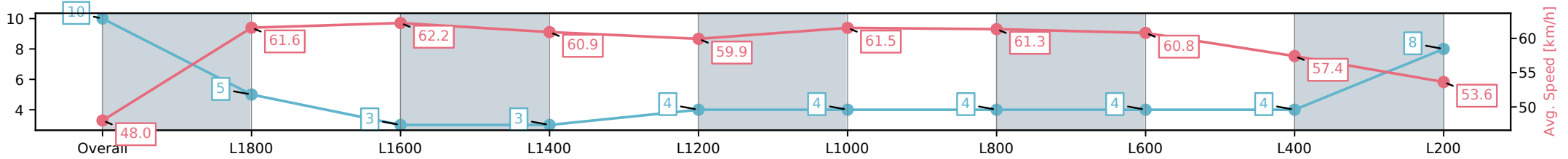
Morphettville Parks SA - Professional  
 Race 5: Happy 80th Birthday Glynn Pretty Handicap - 1950m



01 February 2025 - 2:49PM

Track Rating: Good 3, Weather: Fine, Rail Position: True

Section	Overall	L1800	L1600	L1400	L1200	L1000	L800	L600	L400	L200
Section Times	2:00.66[10] (0:11.35)	1:49.31[5] (0:11.85)	1:37.46[3] (0:11.61)	1:25.85[3] (0:11.87)	1:13.98[4] (0:12.27)	1:01.71[4] (0:11.74)	0:49.97[4] (0:11.83)	0:38.14[4] (0:12.13)	0:26.01[4] (0:12.66)	0:13.35[8] (0:13.35)
Average Speed [km/h]	48.0	61.6	62.2	60.9	59.9	61.5	61.3	60.8	57.4	53.6
Top Speed [km/h]	61.4	64.1	64.2	61.3	60.7	62.3	62.0	62.5	58.5	56.2
Avg. Dist. to Rail [m]	9.9	2.5	2.8	2.8	3.5	4.3	3.7	4.2	4.1	5.7
Avg. Stride Freq. [Hz]	2.2	2.4	2.3	2.3	2.3	2.3	2.3	2.3	2.4	2.2
Avg. Stride Length [m]	5.9	7.2	7.4	7.4	7.4	7.4	7.5	7.4	7.2	6.7



- [ ] Ranking at each section and finish
- :-:- No data available at this section
- NA No data available