



RACINGSA

Morphettville Parks SA

Race 2: Sportsbet Fast Form Handicap - 2250m

01 February 2025 - 1:02PM



Morphettville

Track Rating: Good 4, Weather: Fine, Rail Position: True

Section Field Times							Overall	L2000	L1800	L1600	L1400	L1200		
							2:24.71 (0:17.73)	2:06.98 (0:13.78)	1:53.21 (0:13.96)	1:39.25 (0:14.15)	1:25.09 (0:13.74)	1:11.36 (0:13.73)		
Position	#	Horse/Jockey	Barrier	Top Speed [km/h]	Fastest Section	First 400m								Distance Travelled From Winner [m]
1	1	GOTTA GO GURU Jason Holder	2	66.6 1000-800	0:11.18 600-400	0:28.22	2:24.71 (0:18.28)	2:06.43 [3] (0:13.44)	1:52.99 [2] (0:13.94)	1:39.05 [2] (0:14.14)	1:24.91 [2] (0:13.72)	1:11.19 [2] (0:13.78)		
2	2	MONTEPULCIANO Manoel Nunes	7	65.9 1200-1000	0:11.16 800-600	0:28.45	2:24.92 (0:18.53)	2:06.39 [5] (0:13.44)	1:52.95 [4] (0:14.01)	1:38.94 [4] (0:14.15)	1:24.79 [4] (0:13.68)	1:11.11 [4] (0:13.81)		+3
3	7	BELLAVARDO Alana Livesey	8	65.4 1000-800	0:11.20 600-400	0:28.83	2:25.10 (0:18.82)	2:06.28 [7] (0:13.61)	1:52.67 [7] (0:14.12)	1:38.55 [7] (0:14.18)	1:24.37 [7] (0:13.59)	1:10.78 [7] (0:13.44)		+0
4	5	TEMBU BOY Alan Lai	1	65.0 1200-1000	0:11.21 800-600	0:28.22	2:25.30 (0:18.13)	2:07.17 [2] (0:13.64)	1:53.53 [3] (0:14.02)	1:39.51 [3] (0:14.15)	1:25.36 [3] (0:13.74)	1:11.62 [3] (0:13.76)		-5
5	6	EIGHT ON THE DOT Justin Potter	6	67.1 1000-800	0:11.11 800-600	0:28.60	2:25.42 (0:18.64)	2:06.78 [6] (0:13.60)	1:53.18 [6] (0:14.09)	1:39.09 [6] (0:14.18)	1:24.91 [6] (0:13.63)	1:11.28 [6] (0:13.59)		+7
6	9	WARRANTYTE ROAD Teagan Voorham	5	65.3 1200-1000	0:11.16 800-600	0:28.44	2:25.72 (0:18.38)	2:07.34 [4] (0:13.70)	1:53.64 [5] (0:14.00)	1:39.64 [5] (0:14.18)	1:25.46 [5] (0:13.64)	1:11.82 [5] (0:13.70)		+1
7	8	HAVADUEL Felicity Atkinson	4	65.0 1000-800	0:11.33 800-600	0:27.98	2:25.82 (0:17.72)	2:08.10 [1] (0:13.78)	1:54.32 [1] (0:13.96)	1:40.36 [1] (0:14.15)	1:26.21 [1] (0:13.74)	1:12.47 [1] (0:13.72)		-7

Scratched: Rabtat (#3), Cours Vite (#4)

- [] Position in running at each section and finish
- #: Saddle cloth number
- No data available at this section
- DNF Did not finish
- NA No data available
- DNT Did not track
- █ Background shading for fastest section



RACINGSA

Morphettville Parks SA

Race 2: Sportsbet Fast Form Handicap - 2250m

01 February 2025 - 1:02PM

Track Rating: Good 4, Weather: Fine, Rail Position: True



Morphettville

Section
Field Times

L1000 0:57.63 (0:12.11)
L800 0:45.52 (0:11.30)
L600 0:34.21 (0:11.20)
L400 0:23.02 (0:11.46)
L200 0:11.56 (0:11.56)

Position	#	Horse/Jockey	Barrier	Top Speed [km/h]	Fastest Section	First 400m	L1000	L800	L600	L400	L200	Margin	Distance Travelled From Winner [m]
1	1	GOTTA GO GURU Jason Holder	2	66.6 1000-800	0:11.18 600-400	0:28.22	0:57.41 [2] (0:12.28)	0:45.13 [3] (0:11.25)	0:33.88 [3] (0:11.18)	0:22.70 [2] (0:11.30)	0:11.40 [2] (0:11.40)	2:24.71	
2	2	MONTEPULCIANO Manoel Nunes	7	65.9 1200-1000	0:11.16 800-600	0:28.45	0:57.30 [5] (0:12.20)	0:45.10 [4] (0:11.16)	0:33.94 [4] (0:11.24)	0:22.70 [4] (0:11.22)	0:11.48 [3] (0:11.48)	1.44L	+3
3	7	BELLAVARDO Alana Livesey	8	65.4 1000-800	0:11.20 600-400	0:28.83	0:57.34 [7] (0:11.43)	0:45.91 [1] (0:11.30)	0:34.61 [1] (0:11.20)	0:23.41 [1] (0:11.46)	0:11.95 [1] (0:11.95)	2.68L	+0
4	5	TEMBU BOY Alan Lai	1	65.0 1200-1000	0:11.21 800-600	0:28.22	0:57.86 [3] (0:12.49)	0:45.37 [6] (0:11.21)	0:34.16 [7] (0:11.32)	0:22.84 [6] (0:11.32)	0:11.52 [5] (0:11.52)	4.01L	-5
5	6	EIGHT ON THE DOT Justin Potter	6	67.1 1000-800	0:11.11 800-600	0:28.60	0:57.69 [6] (0:12.24)	0:45.45 [7] (0:11.11)	0:34.34 [6] (0:11.25)	0:23.09 [5] (0:11.37)	0:11.72 [4] (0:11.72)	4.87L	+7
6	9	WARRANTYTE ROAD Teagan Voorham	5	65.3 1200-1000	0:11.16 800-600	0:28.44	0:58.12 [4] (0:12.30)	0:45.82 [5] (0:11.16)	0:34.66 [5] (0:11.43)	0:23.23 [7] (0:11.50)	0:11.73 [7] (0:11.73)	6.9L	+1
7	8	HAVADUEL Felicity Atkinson	4	65.0 1000-800	0:11.33 800-600	0:27.98	0:58.75 [1] (0:12.42)	0:46.33 [2] (0:11.33)	0:35.00 [2] (0:11.40)	0:23.60 [3] (0:11.61)	0:11.99 [6] (0:11.99)	7.56L	-7

Scratched: Rabtat (#3), Cours Vite (#4)

- [] Position in running at each section and finish
- #: Saddle cloth number
- :--:-- No data available at this section
- DNF Did not finish
- NA No data available
- DNT Did not track
- █ Background shading for fastest section

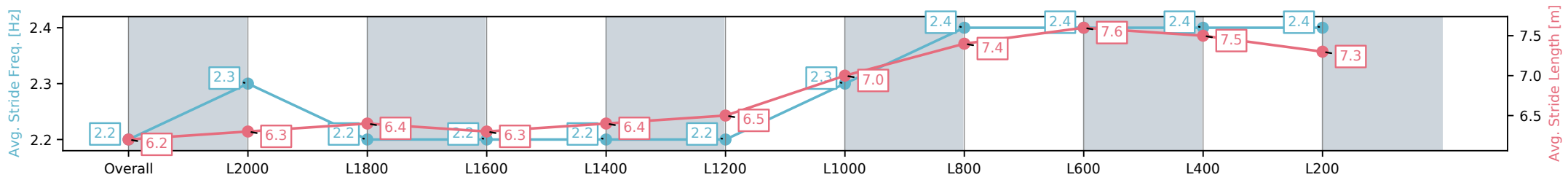
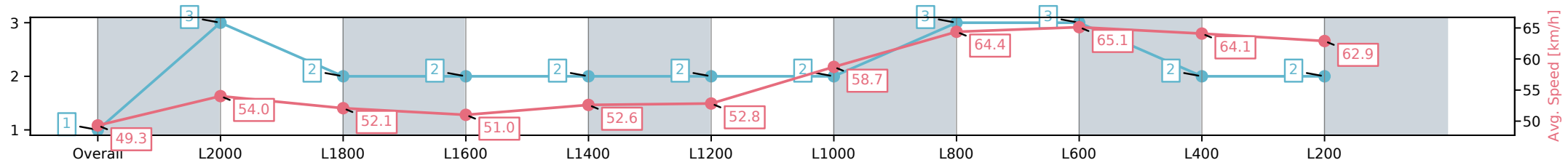
Horse/Jockey Name	GOTTA GO GURU/Jason Holder
Finish Rank	1
Fastest Section Time (Section)	0:11.18 (L400)
Top Speed [km/h] (Section)	66.6 (L800)
Race State	Finished



Morphettville Parks SA - Professional
 Race 2: Sportsbet Fast Form Handicap - 2250m
 01 February 2025 - 1:02PM
 Track Rating: Good 4, Weather: Fine, Rail Position: True



Section	Overall	L2000	L1800	L1600	L1400	L1200	L1000	L800	L600	L400	L200
Section Times	2:24.71[1] (0:18.28)	2:06.43[3] (0:13.44)	1:52.99[2] (0:13.94)	1:39.05[2] (0:14.14)	1:24.91[2] (0:13.72)	1:11.19[2] (0:13.78)	0:57.41[2] (0:12.28)	0:45.13[3] (0:11.25)	0:33.88[3] (0:11.18)	0:22.70[2] (0:11.30)	0:11.40[2] (0:11.40)
Average Speed [km/h]	49.3	54.0	52.1	51.0	52.6	52.8	58.7	64.4	65.1	64.1	62.9
Top Speed [km/h]	57.3	56.3	53.1	51.4	53.0	54.0	63.5	65.0	66.6	65.5	64.0
Avg. Dist. to Rail [m]	1.9	1.9	1.7	1.7	1.7	1.9	2.4	2.1	2.2	3.2	2.8
Avg. Stride Freq. [Hz]	2.2	2.3	2.2	2.2	2.2	2.2	2.3	2.4	2.4	2.4	2.4
Avg. Stride Length [m]	6.2	6.3	6.4	6.3	6.4	6.5	7.0	7.4	7.6	7.5	7.3



[] Ranking at each section and finish
 -:-:- No data available at this section
 NA No data available

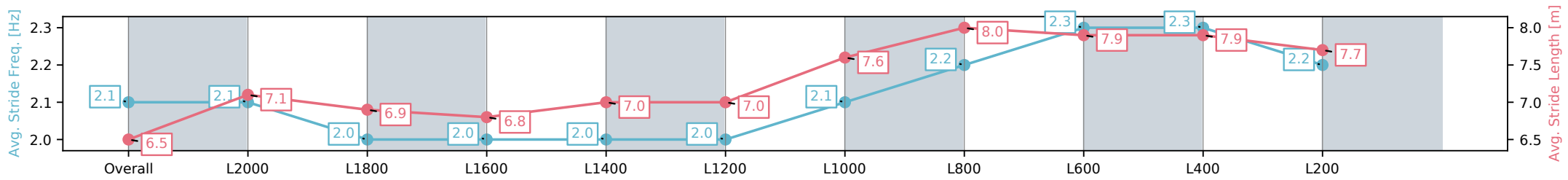
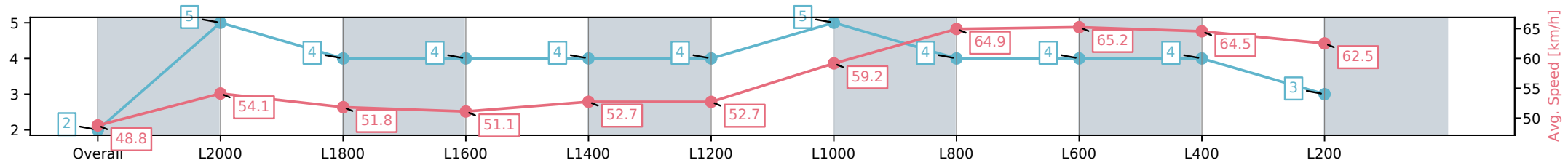
Horse/Jockey Name	MONTEPULCIANO/Manoel Nunes
Finish Rank	2
Fastest Section Time (Section)	0:11.16 (L600)
Top Speed [km/h] (Section)	65.9 (L1000)
Race State	Finished



Morphettville Parks SA - Professional
 Race 2: Sportsbet Fast Form Handicap - 2250m
 01 February 2025 - 1:02PM
 Track Rating: Good 4, Weather: Fine, Rail Position: True



Section	Overall	L2000	L1800	L1600	L1400	L1200	L1000	L800	L600	L400	L200
Section Times	2:24.92[2] (0:18.53)	2:06.39[5] (0:13.44)	1:52.95[4] (0:14.01)	1:38.94[4] (0:14.15)	1:24.79[4] (0:13.68)	1:11.11[4] (0:13.81)	0:57.30[5] (0:12.20)	0:45.10[4] (0:11.16)	0:33.94[4] (0:11.24)	0:22.70[4] (0:11.22)	0:11.48[3] (0:11.48)
Average Speed [km/h]	48.8	54.1	51.8	51.1	52.7	52.7	59.2	64.9	65.2	64.5	62.5
Top Speed [km/h]	57.0	57.0	52.5	51.6	53.4	53.4	63.8	65.9	65.8	65.6	64.2
Avg. Dist. to Rail [m]	4.7	2.7	2.1	1.9	1.8	2.0	3.3	2.8	3.0	4.1	6.7
Avg. Stride Freq. [Hz]	2.1	2.1	2.0	2.0	2.0	2.0	2.1	2.2	2.3	2.3	2.2
Avg. Stride Length [m]	6.5	7.1	6.9	6.8	7.0	7.0	7.6	8.0	7.9	7.9	7.7



[] Ranking at each section and finish
 -:-:- No data available at this section
 NA No data available

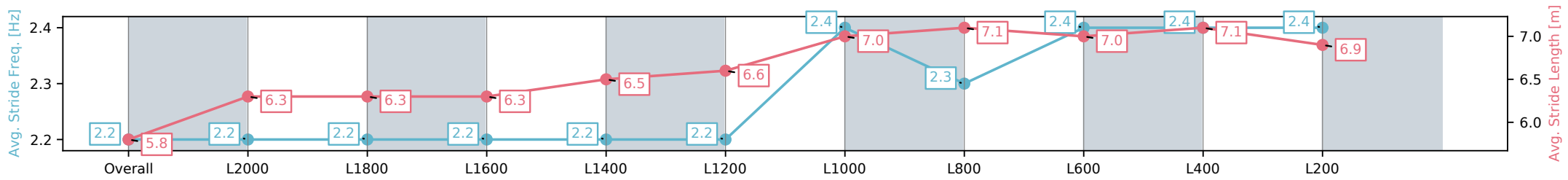
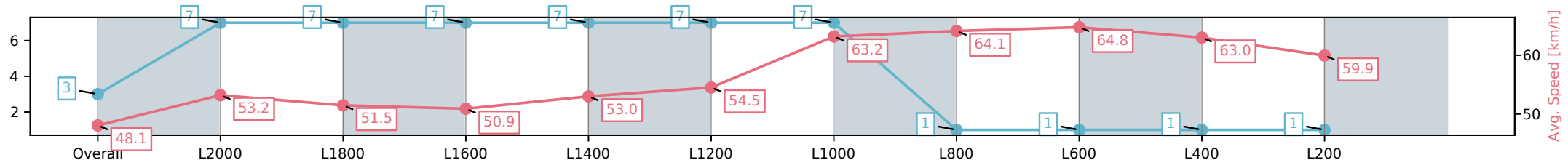
Horse/Jockey Name	BELLAVARDO/Alana Livesey
Finish Rank	3
Fastest Section Time (Section)	0:11.20 (L400)
Top Speed [km/h] (Section)	65.4 (L800)
Race State	Finished



Morphettville Parks SA - Professional
 Race 2: Sportsbet Fast Form Handicap - 2250m
 01 February 2025 - 1:02PM
 Track Rating: Good 4, Weather: Fine, Rail Position: True



Section	Overall	L2000	L1800	L1600	L1400	L1200	L1000	L800	L600	L400	L200
Section Times	2:25.10[3] (0:18.82)	2:06.28[7] (0:13.61)	1:52.67[7] (0:14.12)	1:38.55[7] (0:14.18)	1:24.37[7] (0:13.59)	1:10.78[7] (0:13.44)	0:57.34[7] (0:11.43)	0:45.91[1] (0:11.30)	0:34.61[1] (0:11.20)	0:23.41[1] (0:11.46)	0:11.95[1] (0:11.95)
Average Speed [km/h]	48.1	53.2	51.5	50.9	53.0	54.5	63.2	64.1	64.8	63.0	59.9
Top Speed [km/h]	55.9	56.0	53.2	52.7	54.3	58.8	64.4	65.0	65.4	63.7	62.2
Avg. Dist. to Rail [m]	4.9	2.1	1.6	1.8	1.9	2.7	4.0	1.5	1.5	1.2	2.2
Avg. Stride Freq. [Hz]	2.2	2.2	2.2	2.2	2.2	2.2	2.4	2.3	2.4	2.4	2.4
Avg. Stride Length [m]	5.8	6.3	6.3	6.3	6.3	6.5	6.6	7.0	7.1	7.0	6.9



[] Ranking at each section and finish
 -:-:- No data available at this section
 NA No data available

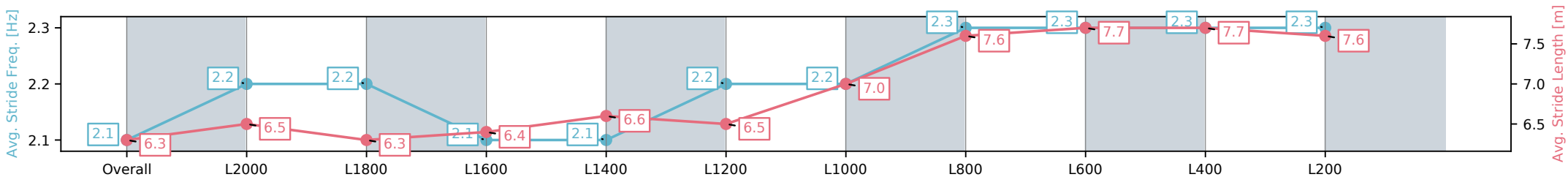
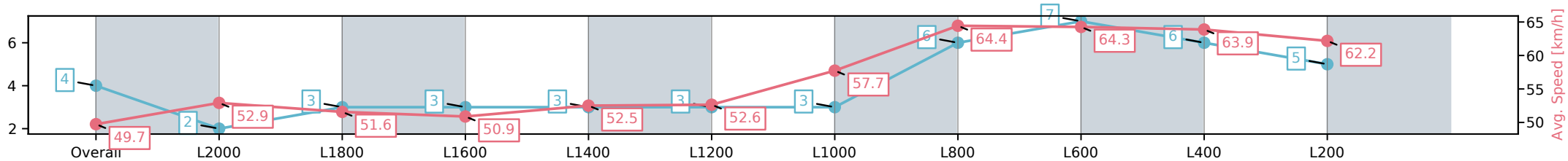
Horse/Jockey Name	TEMBU BOY/Alan Lai
Finish Rank	4
Fastest Section Time (Section)	0:11.21 (L600)
Top Speed [km/h] (Section)	65.0 (L1000)
Race State	Finished



Morphettville Parks SA - Professional
 Race 2: Sportsbet Fast Form Handicap - 2250m
 01 February 2025 - 1:02PM
 Track Rating: Good 4, Weather: Fine, Rail Position: True



Section	Overall	L2000	L1800	L1600	L1400	L1200	L1000	L800	L600	L400	L200
Section Times	2:25.30[4] (0:18.13)	2:07.17[2] (0:13.64)	1:53.53[3] (0:14.02)	1:39.51[3] (0:14.15)	1:25.36[3] (0:13.74)	1:11.62[3] (0:13.76)	0:57.86[3] (0:12.49)	0:45.37[6] (0:11.21)	0:34.16[7] (0:11.32)	0:22.84[6] (0:11.32)	0:11.52[5] (0:11.52)
Average Speed [km/h]	49.7	52.9	51.6	50.9	52.5	52.6	57.7	64.4	64.3	63.9	62.2
Top Speed [km/h]	56.1	55.8	52.5	52.1	53.2	53.8	62.8	65.0	64.7	64.4	63.7
Avg. Dist. to Rail [m]	1.6	1.1	0.8	0.8	0.8	1.1	1.8	1.3	1.7	3.4	5.2
Avg. Stride Freq. [Hz]	2.1	2.2	2.2	2.1	2.1	2.2	2.2	2.3	2.3	2.3	2.3
Avg. Stride Length [m]	6.3	6.5	6.3	6.4	6.6	6.5	7.0	7.6	7.7	7.7	7.6



[] Ranking at each section and finish
 -:-:- No data available at this section
 NA No data available

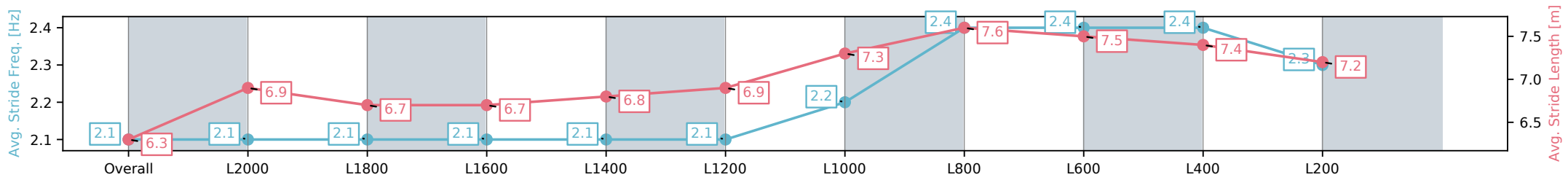
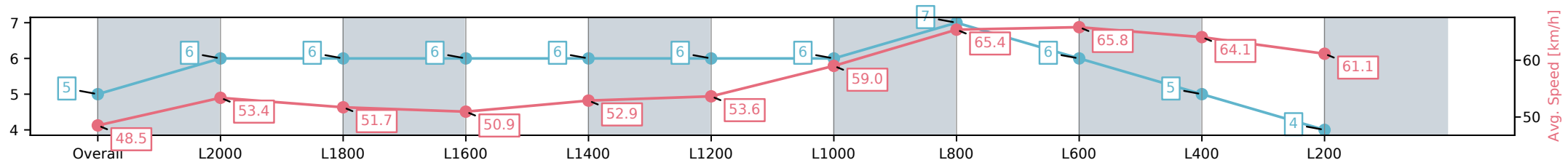
Horse/Jockey Name	EIGHT ON THE DOT/Justin Potter
Finish Rank	5
Fastest Section Time (Section)	0:11.11 (L600)
Top Speed [km/h] (Section)	67.1 (L800)
Race State	Finished



Morphettville Parks SA - Professional
 Race 2: Sportsbet Fast Form Handicap - 2250m
 01 February 2025 - 1:02PM
 Track Rating: Good 4, Weather: Fine, Rail Position: True



Section	Overall	L2000	L1800	L1600	L1400	L1200	L1000	L800	L600	L400	L200
Section Times	2:25.42[5] (0:18.64)	2:06.78[6] (0:13.60)	1:53.18[6] (0:14.09)	1:39.09[6] (0:14.18)	1:24.91[6] (0:13.63)	1:11.28[6] (0:13.59)	0:57.69[6] (0:12.24)	0:45.45[7] (0:11.11)	0:34.34[6] (0:11.25)	0:23.09[5] (0:11.37)	0:11.72[4] (0:11.72)
Average Speed [km/h]	48.5	53.4	51.7	50.9	52.9	53.6	59.0	65.4	65.8	64.1	61.1
Top Speed [km/h]	55.9	56.1	52.8	51.8	53.7	55.4	63.7	66.8	67.1	65.0	62.5
Avg. Dist. to Rail [m]	4.4	2.7	2.4	1.9	1.8	2.0	4.4	3.4	5.0	6.0	7.5
Avg. Stride Freq. [Hz]	2.1	2.1	2.1	2.1	2.1	2.1	2.2	2.4	2.4	2.4	2.3
Avg. Stride Length [m]	6.3	6.9	6.7	6.7	6.8	6.9	7.3	7.6	7.5	7.4	7.2



[] Ranking at each section and finish
 -:-:- No data available at this section
 NA No data available

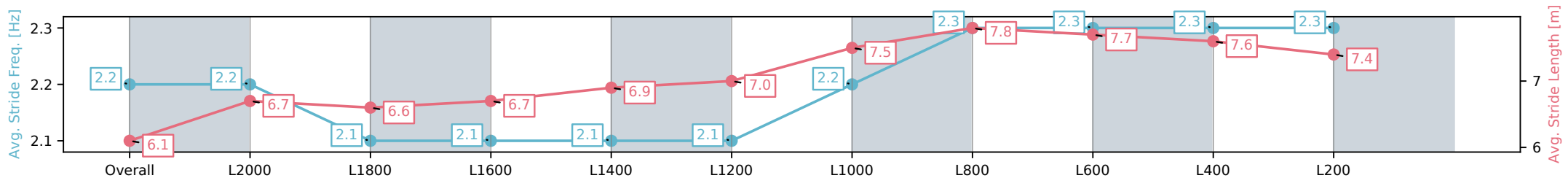
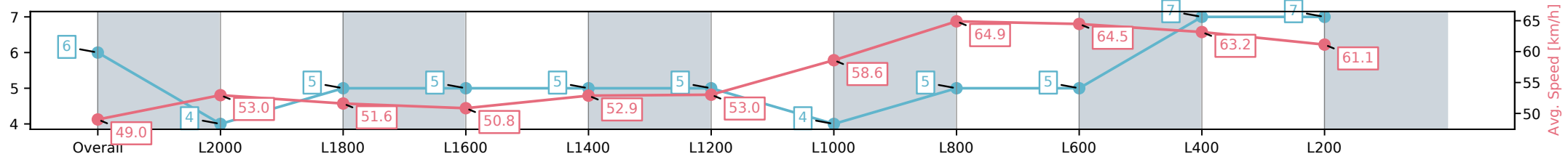
Horse/Jockey Name	WARRANTYTE ROAD/Teagan Voorham
Finish Rank	6
Fastest Section Time (Section)	0:11.16 (L600)
Top Speed [km/h] (Section)	65.3 (L1000)
Race State	Finished



Morphettville Parks SA - Professional
 Race 2: Sportsbet Fast Form Handicap - 2250m
 01 February 2025 - 1:02PM
 Track Rating: Good 4, Weather: Fine, Rail Position: True



Section	Overall	L2000	L1800	L1600	L1400	L1200	L1000	L800	L600	L400	L200
Section Times	2:25.72[6] (0:18.38)	2:07.34[4] (0:13.70)	1:53.64[5] (0:14.00)	1:39.64[5] (0:14.18)	1:25.46[5] (0:13.64)	1:11.82[5] (0:13.70)	0:58.12[4] (0:12.30)	0:45.82[5] (0:11.16)	0:34.66[5] (0:11.43)	0:23.23[7] (0:11.50)	0:11.73[7] (0:11.73)
Average Speed [km/h]	49.0	53.0	51.6	50.8	52.9	53.0	58.6	64.9	64.5	63.2	61.1
Top Speed [km/h]	57.4	56.0	52.7	51.4	53.6	53.7	63.4	65.3	65.1	64.0	62.8
Avg. Dist. to Rail [m]	3.2	1.6	1.1	1.1	1.3	1.5	2.4	2.1	4.1	6.7	11.0
Avg. Stride Freq. [Hz]	2.2	2.2	2.1	2.1	2.1	2.1	2.2	2.3	2.3	2.3	2.3
Avg. Stride Length [m]	6.1	6.7	6.6	6.7	6.9	7.0	7.5	7.8	7.7	7.6	7.4



[] Ranking at each section and finish
 -:-:- No data available at this section
 NA No data available

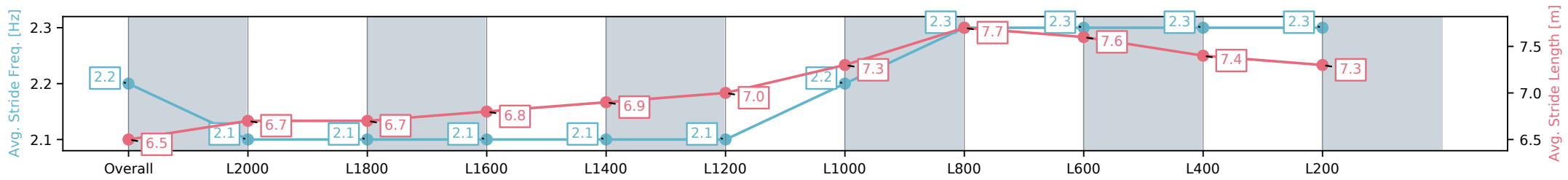
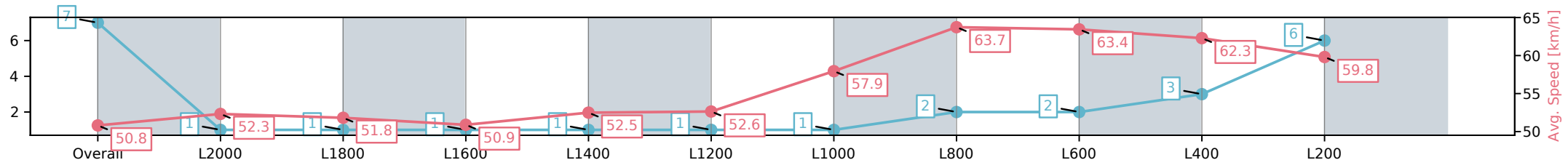
Horse/Jockey Name	HAVADUEL/Felicity Atkinson
Finish Rank	7
Fastest Section Time (Section)	0:11.33 (L600)
Top Speed [km/h] (Section)	65.0 (L800)
Race State	Finished



Morphettville Parks SA - Professional
 Race 2: Sportsbet Fast Form Handicap - 2250m
 01 February 2025 - 1:02PM
 Track Rating: Good 4, Weather: Fine, Rail Position: True



Section	Overall	L2000	L1800	L1600	L1400	L1200	L1000	L800	L600	L400	L200
Section Times	2:25.82[7] (0:17.72)	2:08.10[1] (0:13.78)	1:54.32[1] (0:13.96)	1:40.36[1] (0:14.15)	1:26.21[1] (0:13.74)	1:12.47[1] (0:13.72)	0:58.75[1] (0:12.42)	0:46.33[2] (0:11.33)	0:35.00[2] (0:11.40)	0:23.60[3] (0:11.61)	0:11.99[6] (0:11.99)
Average Speed [km/h]	50.8	52.3	51.8	50.9	52.5	52.6	57.9	63.7	63.4	62.3	59.8
Top Speed [km/h]	57.7	56.1	53.4	52.0	53.5	54.2	62.6	64.9	65.0	63.2	61.5
Avg. Dist. to Rail [m]	2.6	0.9	0.7	0.7	0.7	0.6	0.7	0.2	1.2	1.6	0.9
Avg. Stride Freq. [Hz]	2.2	2.1	2.1	2.1	2.1	2.1	2.2	2.3	2.3	2.3	2.3
Avg. Stride Length [m]	6.5	6.7	6.7	6.8	6.9	7.0	7.3	7.7	7.6	7.4	7.3



[] Ranking at each section and finish
 -:-:- No data available at this section
 NA No data available