



RACINGSA

Morphettville Parks SA

Race 7: Sportsbet Jockey Watch Rating 0 - 56 Handicap - 1250m

29 January 2025 - 5:10PM

Track Rating: Good 4, Weather: Fine, Rail Position: + 9m 1000m-400m, + 7m Remainder



Morphettville

Section Field Times							Overall	L1000	L800	L600	L400	L200		
							1:13.72 (0:16.63)	0:57.09 (0:10.82)	0:46.27 (0:11.19)	0:35.08 (0:11.49)	0:23.59 (0:11.50)	0:12.09 (0:12.09)		
Position	#	Horse/Jockey	Barrier	Top Speed [km/h]	Fastest Section	First 400m						Margin	Distance Travelled From Winner [m]	
1	9	MEG'S MAGIC Teagan Voorham	5	66.5 1400-1200	0:11.01 1000-800	0:25.16	1:13.72 (0:16.90)	0:56.82 [5] (0:11.01)	0:45.81 [4] (0:11.23)	0:34.58 [5] (0:11.47)	0:23.11 [5] (0:11.22)	0:11.89 [3] (0:11.89)	1:13.72	
2	3	COSTLESS Dom Tourneur	2	67.5 1200-1000	0:10.93 1000-800	0:24.82	1:13.77 (0:16.68)	0:57.09 [2] (0:10.93)	0:46.16 [2] (0:11.10)	0:35.06 [2] (0:11.56)	0:23.50 [2] (0:11.50)	0:12.00 [2] (0:12.00)	0.33L	+0
3	11	TUPOLEU Manoel Nunes	8	68.1 1400-1200	0:10.82 1000-800	0:24.67	1:13.79 (0:16.63)	0:57.16 [1] (0:10.82)	0:46.34 [1] (0:11.19)	0:35.15 [1] (0:11.49)	0:23.66 [1] (0:11.49)	0:12.17 [1] (0:12.17)	0.42L	-3
4	6	FLYIN' FOR US Brooke King	7	66.6 1400-1200	0:11.12 1000-800	0:25.27	1:13.92 (0:16.92)	0:57.00 [6] (0:11.12)	0:45.88 [6] (0:11.16)	0:34.72 [6] (0:11.51)	0:23.21 [6] (0:11.24)	0:11.97 [4] (0:11.97)	1.3L	+3
5	7	RUBINI Todd Pannell	4	67.3 1200-1000	0:11.04 1000-800	0:25.77	1:14.05 (0:17.44)	0:56.61 [10] (0:11.04)	0:45.57 [10] (0:11.06)	0:34.51 [10] (0:11.38)	0:23.13 [10] (0:11.28)	0:11.85 [6] (0:11.85)	2.18L	-5
6	1	ALFANO Jason Holder	3	66.3 1400-1200	0:11.03 1000-800	0:25.38	1:14.10 (0:17.09)	0:57.01 [8] (0:11.03)	0:45.98 [8] (0:11.22)	0:34.76 [8] (0:11.55)	0:23.21 [9] (0:11.33)	0:11.88 [7] (0:11.88)	2.48L	+0
7	12	CHEF MILITAIRE Ben Price	10	66.2 1200-1000	0:11.08 800-600	0:25.67	1:14.17 (0:17.15)	0:57.02 [9] (0:11.26)	0:45.76 [9] (0:11.08)	0:34.68 [9] (0:11.38)	0:23.30 [8] (0:11.32)	0:11.98 [5] (0:11.98)	2.96L	+1
8	4	LANCELOTTO Rochelle Milnes	6	68.6 1400-1200	0:10.85 1000-800	0:24.95	1:15.08 (0:16.88)	0:58.20 [4] (0:10.85)	0:47.35 [3] (0:11.25)	0:36.10 [3] (0:11.56)	0:24.53 [3] (0:11.76)	0:12.77 [8] (0:12.77)	9.06L	-2
9	10	HEY MIKKI Kayla Crowther	1	67.1 1400-1200	0:11.07 1000-800	0:25.40	1:15.11 (0:17.04)	0:58.07 [7] (0:11.07)	0:47.00 [7] (0:11.21)	0:35.79 [7] (0:11.47)	0:24.32 [7] (0:11.71)	0:12.61 [10] (0:12.61)	9.22L	-1
10	5	AMBELLO Polly Brewster	9	67.7 1400-1200	0:11.08 1000-800	0:25.19	1:15.26 (0:16.84)	0:58.42 [3] (0:11.08)	0:47.34 [5] (0:11.17)	0:36.17 [4] (0:11.50)	0:24.67 [4] (0:11.85)	0:12.82 [9] (0:12.82)	10.23L	+5

Scratched: King Moya (#2), Lapilli (#8), Cork Harbour (#13), Mystery Deel (#14)

Report Created: Wed 29 January 2025 18:01:12 GMT+11 (Note: Timing is based on positional data)

- [] Position in running at each section and finish
- #: Saddle cloth number
- : No data available at this section
- DNF: Did not finish
- NA: No data available
- DNT: Did not track
- █ Background shading for fastest section

Horse/Jockey Name	MEG'S MAGIC/Teagan Voorham
Finish Rank	1
Fastest Section Time (Section)	0:11.01 (L800)
Top Speed [km/h] (Section)	66.5 (Overall)
Race State	Finished

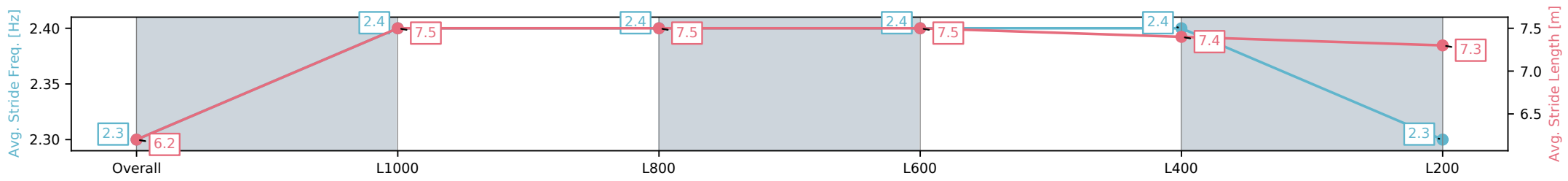
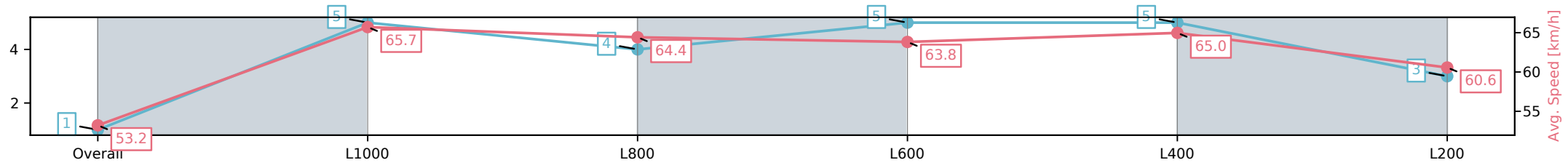


Morphettville Parks SA - Professional
 Race 7: Sportsbet Jockey Watch Rating 0 - 56 Handicap - 1250m



29 January 2025 - 5:10PM
 Track Rating: Good 4, Weather: Fine, Rail Position: + 9m
 1000m-400m, + 7m Remainder

Section	Overall	L1000	L800	L600	L400	L200
Section Times	1:13.72[1] (0:16.90)	0:56.82[5] (0:11.01)	0:45.81[4] (0:11.23)	0:34.58[5] (0:11.47)	0:23.11[5] (0:11.22)	0:11.89[3] (0:11.89)
Average Speed [km/h]	53.2	65.7	64.4	63.8	65.0	60.6
Top Speed [km/h]	66.1	66.5	65.7	65.1	66.3	63.3
Avg. Dist. to Rail [m]	2.4	1.3	1.9	3.1	5.5	5.3
Avg. Stride Freq. [Hz]	2.3	2.4	2.4	2.4	2.4	2.3
Avg. Stride Length [m]	6.2	7.5	7.5	7.5	7.4	7.3



[] Ranking at each section and finish
 -:-:- No data available at this section
 NA No data available

Horse/Jockey Name	COSTLESS/Dom Tourneur
Finish Rank	2
Fastest Section Time (Section)	0:10.93 (L800)
Top Speed [km/h] (Section)	67.5 (L1000)
Race State	Finished



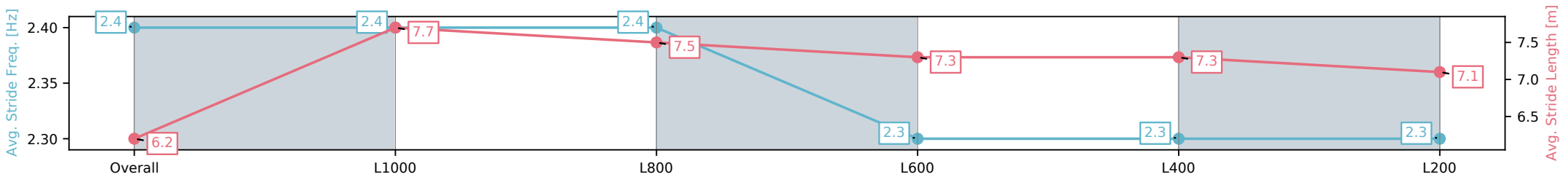
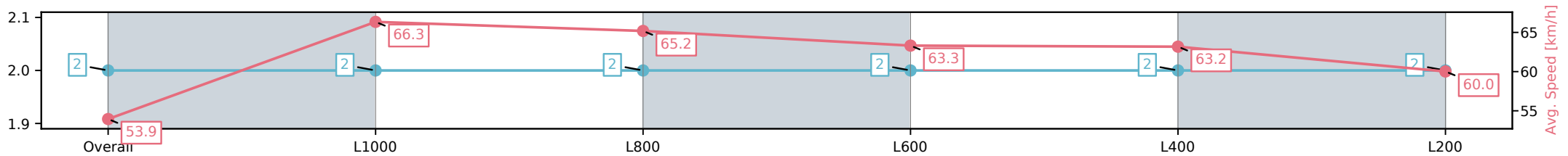
Morphettville Parks SA - Professional
 Race 7: Sportsbet Jockey Watch Rating 0 - 56 Handicap - 1250m



29 January 2025 - 5:10PM

Track Rating: Good 4, Weather: Fine, Rail Position: + 9m
 1000m-400m, + 7m Remainder

Section	Overall	L1000	L800	L600	L400	L200
Section Times	1:13.77[2] (0:16.68)	0:57.09[2] (0:10.93)	0:46.16[2] (0:11.10)	0:35.06[2] (0:11.56)	0:23.50[2] (0:11.50)	0:12.00[2] (0:12.00)
Average Speed [km/h]	53.9	66.3	65.2	63.3	63.2	60.0
Top Speed [km/h]	67.2	67.3	67.5	64.1	63.6	63.2
Avg. Dist. to Rail [m]	1.9	1.4	2.0	3.1	3.3	3.6
Avg. Stride Freq. [Hz]	2.4	2.4	2.4	2.3	2.3	2.3
Avg. Stride Length [m]	6.2	7.7	7.5	7.3	7.3	7.1



- [] Ranking at each section and finish
- :-:- No data available at this section
- NA No data available

Horse/Jockey Name	TUPOLEU/Manoel Nunes
Finish Rank	3
Fastest Section Time (Section)	0:10.82 (L800)
Top Speed [km/h] (Section)	68.1 (Overall)
Race State	Finished



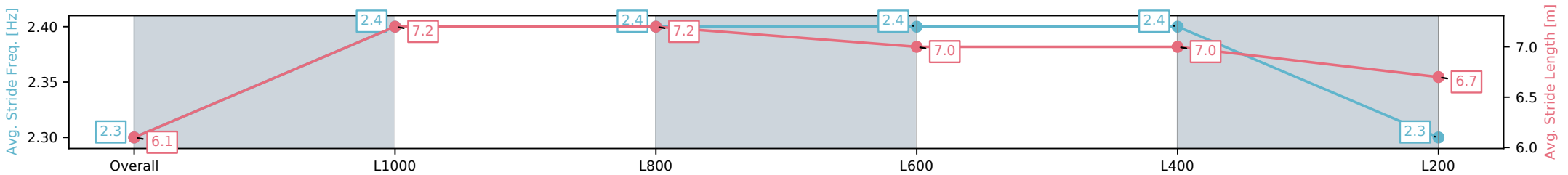
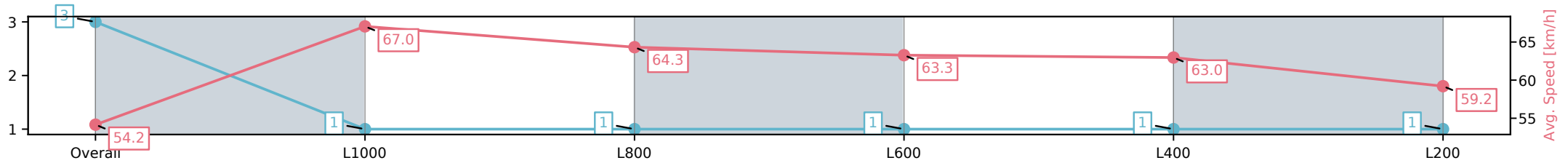
Morphettville Parks SA - Professional
 Race 7: Sportsbet Jockey Watch Rating 0 - 56 Handicap - 1250m



29 January 2025 - 5:10PM

Track Rating: Good 4, Weather: Fine, Rail Position: + 9m
 1000m-400m, + 7m Remainder

Section	Overall	L1000	L800	L600	L400	L200
Section Times	1:13.79[3] (0:16.63)	0:57.16[1] (0:10.82)	0:46.34[1] (0:11.19)	0:35.15[1] (0:11.49)	0:23.66[1] (0:11.49)	0:12.17[1] (0:12.17)
Average Speed [km/h]	54.2	67.0	64.3	63.3	63.0	59.2
Top Speed [km/h]	67.2	68.1	65.6	63.8	63.5	62.2
Avg. Dist. to Rail [m]	6.2	1.2	0.2	1.6	1.2	0.5
Avg. Stride Freq. [Hz]	2.3	2.4	2.4	2.4	2.4	2.3
Avg. Stride Length [m]	6.1	7.2	7.2	7.0	7.0	6.7



[] Ranking at each section and finish
 -:-:- No data available at this section
 NA No data available

Horse/Jockey Name	FLYIN' FOR US/Brooke King
Finish Rank	4
Fastest Section Time (Section)	0:11.12 (L800)
Top Speed [km/h] (Section)	66.6 (Overall)
Race State	Finished



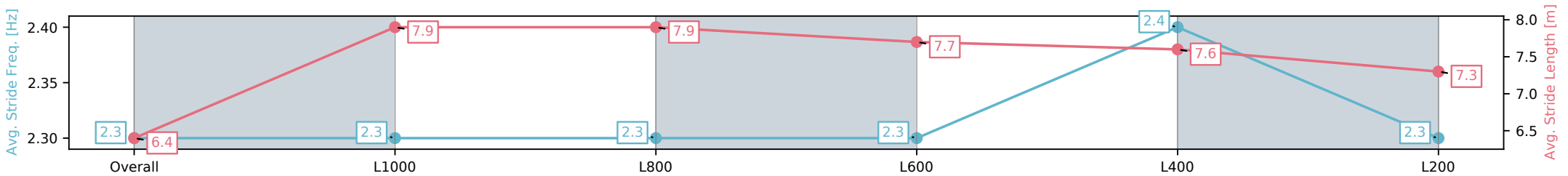
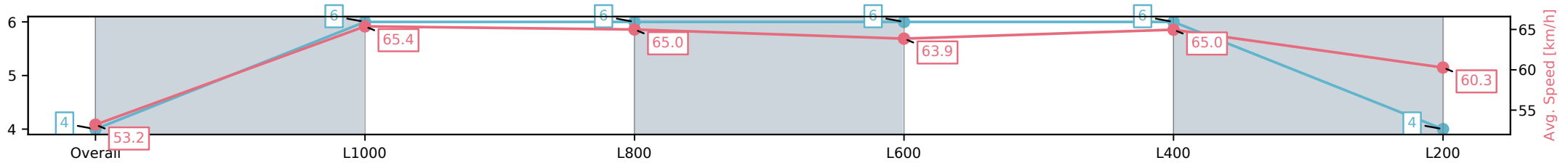
Morphettville Parks SA - Professional
 Race 7: Sportsbet Jockey Watch Rating 0 - 56 Handicap - 1250m



29 January 2025 - 5:10PM

Track Rating: Good 4, Weather: Fine, Rail Position: + 9m
 1000m-400m, + 7m Remainder

Section	Overall	L1000	L800	L600	L400	L200
Section Times	1:13.92[4] (0:16.92)	0:57.00[6] (0:11.12)	0:45.88[6] (0:11.16)	0:34.72[6] (0:11.51)	0:23.21[6] (0:11.24)	0:11.97[4] (0:11.97)
Average Speed [km/h]	53.2	65.4	65.0	63.9	65.0	60.3
Top Speed [km/h]	66.6	66.4	66.4	65.6	66.0	63.7
Avg. Dist. to Rail [m]	3.9	2.1	2.6	4.0	6.8	6.5
Avg. Stride Freq. [Hz]	2.3	2.3	2.3	2.3	2.4	2.3
Avg. Stride Length [m]	6.4	7.9	7.9	7.7	7.6	7.3



- [] Ranking at each section and finish
- :-:- No data available at this section
- NA No data available

Horse/Jockey Name	RUBINI/Todd Pannell
Finish Rank	5
Fastest Section Time (Section)	0:11.04 (L800)
Top Speed [km/h] (Section)	67.3 (L1000)
Race State	Finished



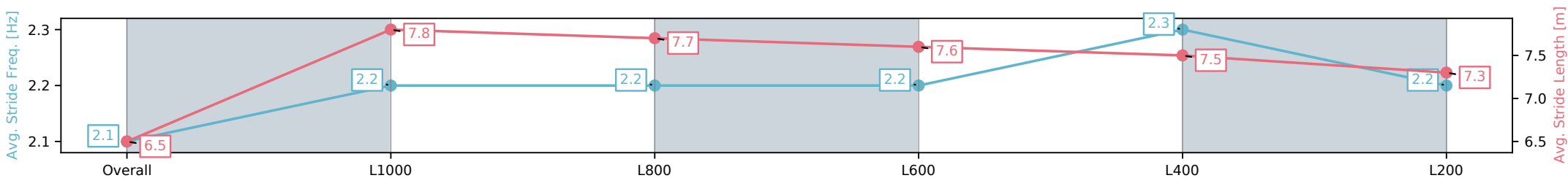
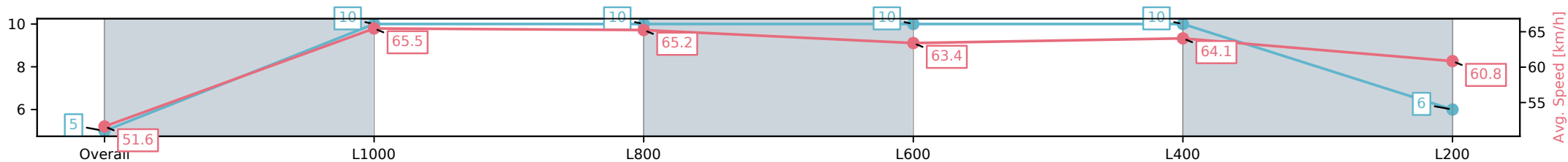
Morphettville Parks SA - Professional
 Race 7: Sportsbet Jockey Watch Rating 0 - 56 Handicap - 1250m



29 January 2025 - 5:10PM

Track Rating: Good 4, Weather: Fine, Rail Position: + 9m
 1000m-400m, + 7m Remainder

Section	Overall	L1000	L800	L600	L400	L200
Section Times	1:14.05[5] (0:17.44)	0:56.61[10] (0:11.04)	0:45.57[10] (0:11.06)	0:34.51[10] (0:11.38)	0:23.13[10] (0:11.28)	0:11.85[6] (0:11.85)
Average Speed [km/h]	51.6	65.5	65.2	63.4	64.1	60.8
Top Speed [km/h]	65.9	67.1	67.3	64.1	65.3	63.4
Avg. Dist. to Rail [m]	2.7	1.1	0.6	0.9	1.8	1.6
Avg. Stride Freq. [Hz]	2.1	2.2	2.2	2.2	2.3	2.2
Avg. Stride Length [m]	6.5	7.8	7.7	7.6	7.5	7.3



[] Ranking at each section and finish
 -:-:- No data available at this section
 NA No data available

Horse/Jockey Name	ALFANO/Jason Holder
Finish Rank	6
Fastest Section Time (Section)	0:11.03 (L800)
Top Speed [km/h] (Section)	66.3 (Overall)
Race State	Finished



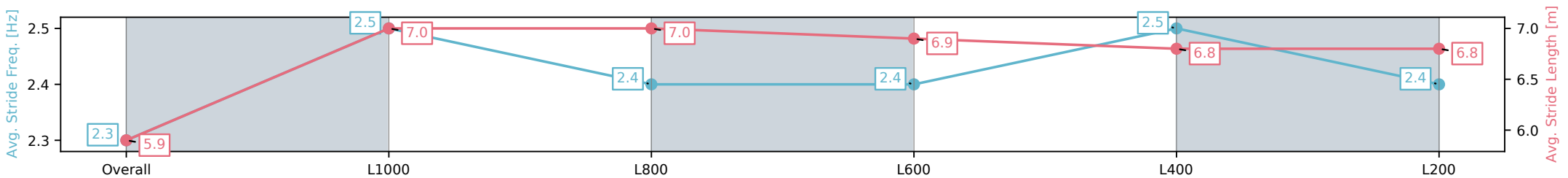
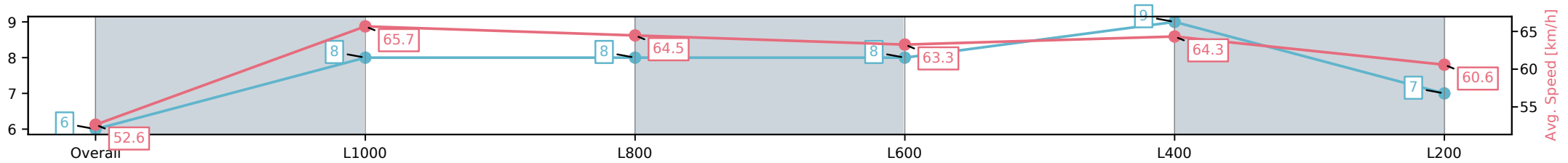
Morphettville Parks SA - Professional
Race 7: Sportsbet Jockey Watch Rating 0 - 56 Handicap - 1250m



29 January 2025 - 5:10PM

Track Rating: Good 4, Weather: Fine, Rail Position: + 9m
1000m-400m, + 7m Remainder

Section	Overall	L1000	L800	L600	L400	L200
Section Times	1:14.10[6] (0:17.09)	0:57.01[8] (0:11.03)	0:45.98[8] (0:11.22)	0:34.76[8] (0:11.55)	0:23.21[9] (0:11.33)	0:11.88[7] (0:11.88)
Average Speed [km/h]	52.6	65.7	64.5	63.3	64.3	60.6
Top Speed [km/h]	66.3	66.2	65.9	64.4	64.9	63.4
Avg. Dist. to Rail [m]	2.0	1.5	1.3	2.9	5.7	5.4
Avg. Stride Freq. [Hz]	2.3	2.5	2.4	2.4	2.5	2.4
Avg. Stride Length [m]	5.9	7.0	7.0	6.9	6.8	6.8



[] Ranking at each section and finish
-:-:- No data available at this section
NA No data available

Horse/Jockey Name	CHEF MILITAIRE/Ben Price
Finish Rank	7
Fastest Section Time (Section)	0:11.08 (L600)
Top Speed [km/h] (Section)	66.2 (L1000)
Race State	Finished



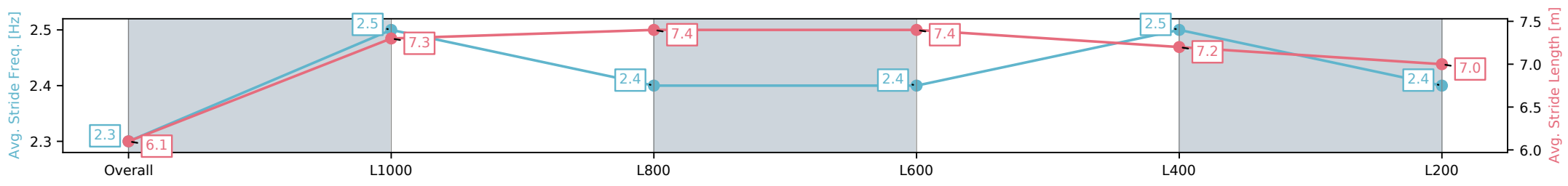
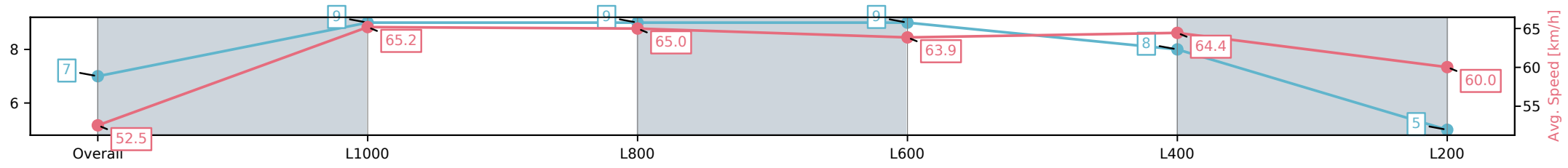
Morphettville Parks SA - Professional
 Race 7: Sportsbet Jockey Watch Rating 0 - 56 Handicap - 1250m



29 January 2025 - 5:10PM

Track Rating: Good 4, Weather: Fine, Rail Position: + 9m
 1000m-400m, + 7m Remainder

Section	Overall	L1000	L800	L600	L400	L200
Section Times	1:14.17[7] (0:17.15)	0:57.02[9] (0:11.26)	0:45.76[9] (0:11.08)	0:34.68[9] (0:11.38)	0:23.30[8] (0:11.32)	0:11.98[5] (0:11.98)
Average Speed [km/h]	52.5	65.2	65.0	63.9	64.4	60.0
Top Speed [km/h]	66.2	66.0	66.2	65.0	65.0	64.1
Avg. Dist. to Rail [m]	7.5	3.5	1.0	1.8	7.6	8.3
Avg. Stride Freq. [Hz]	2.3	2.5	2.4	2.4	2.5	2.4
Avg. Stride Length [m]	6.1	7.3	7.4	7.4	7.2	7.0



[] Ranking at each section and finish
 -:-:- No data available at this section
 NA No data available

Horse/Jockey Name	LANCELOTTO/Rochelle Milnes
Finish Rank	8
Fastest Section Time (Section)	0:10.85 (L800)
Top Speed [km/h] (Section)	68.6 (Overall)
Race State	Finished



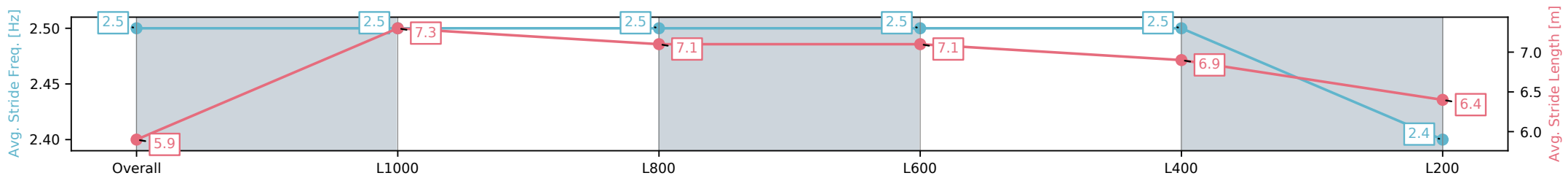
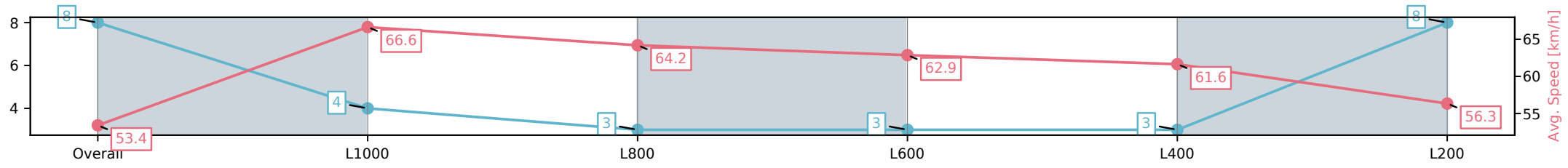
Morphettville Parks SA - Professional
 Race 7: Sportsbet Jockey Watch Rating 0 - 56 Handicap - 1250m



29 January 2025 - 5:10PM

Track Rating: Good 4, Weather: Fine, Rail Position: + 9m
 1000m-400m, + 7m Remainder

Section	Overall	L1000	L800	L600	L400	L200
Section Times	1:15.08[8] (0:16.88)	0:58.20[4] (0:10.85)	0:47.35[3] (0:11.25)	0:36.10[3] (0:11.56)	0:24.53[3] (0:11.76)	0:12.77[8] (0:12.77)
Average Speed [km/h]	53.4	66.6	64.2	62.9	61.6	56.3
Top Speed [km/h]	68.0	68.6	65.3	64.3	62.6	60.3
Avg. Dist. to Rail [m]	3.8	1.2	1.3	2.0	2.7	2.6
Avg. Stride Freq. [Hz]	2.5	2.5	2.5	2.5	2.5	2.4
Avg. Stride Length [m]	5.9	7.3	7.1	7.1	6.9	6.4



[] Ranking at each section and finish
 -:-:- No data available at this section
 NA No data available

Horse/Jockey Name	HEY MIKKI/Kayla Crowther
Finish Rank	9
Fastest Section Time (Section)	0:11.07 (L800)
Top Speed [km/h] (Section)	67.1 (Overall)
Race State	Finished



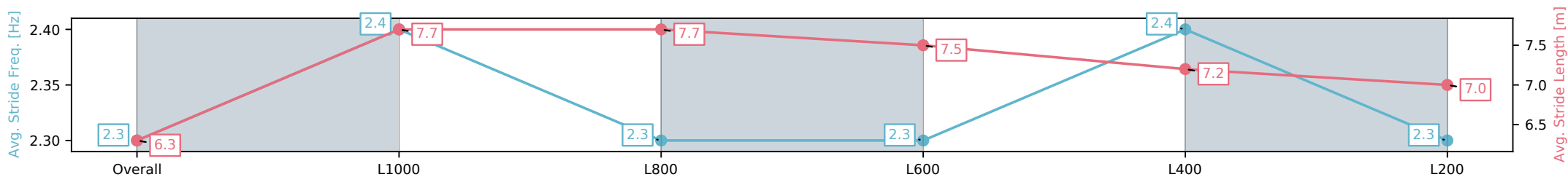
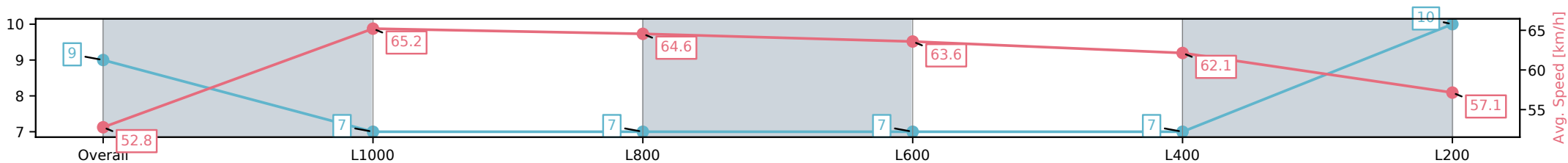
Morphettville Parks SA - Professional
 Race 7: Sportsbet Jockey Watch Rating 0 - 56 Handicap - 1250m



29 January 2025 - 5:10PM

Track Rating: Good 4, Weather: Fine, Rail Position: + 9m
 1000m-400m, + 7m Remainder

Section	Overall	L1000	L800	L600	L400	L200
Section Times	1:15.11[9] (0:17.04)	0:58.07[7] (0:11.07)	0:47.00[7] (0:11.21)	0:35.79[7] (0:11.47)	0:24.32[7] (0:11.71)	0:12.61[10] (0:12.61)
Average Speed [km/h]	52.8	65.2	64.6	63.6	62.1	57.1
Top Speed [km/h]	65.9	67.1	66.2	64.6	63.6	61.3
Avg. Dist. to Rail [m]	1.2	1.1	2.0	2.8	3.0	1.8
Avg. Stride Freq. [Hz]	2.3	2.4	2.3	2.3	2.4	2.3
Avg. Stride Length [m]	6.3	7.7	7.7	7.5	7.2	7.0



- [] Ranking at each section and finish
- :-:- No data available at this section
- NA No data available

Horse/Jockey Name	AMBELLO/Polly Brewster
Finish Rank	10
Fastest Section Time (Section)	0:11.08 (L800)
Top Speed [km/h] (Section)	67.7 (Overall)
Race State	Finished



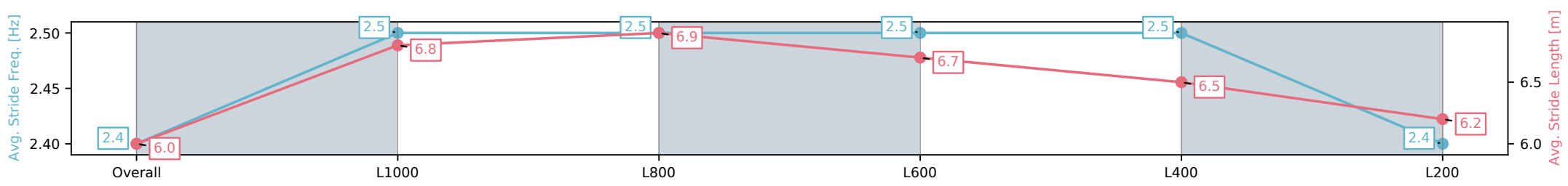
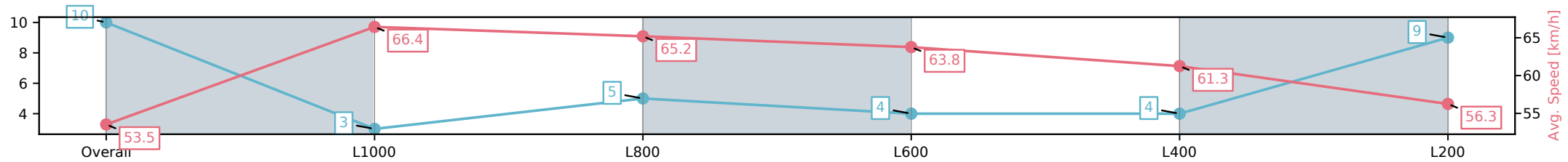
Morphettville Parks SA - Professional
 Race 7: Sportsbet Jockey Watch Rating 0 - 56 Handicap - 1250m



29 January 2025 - 5:10PM

Track Rating: Good 4, Weather: Fine, Rail Position: + 9m
 1000m-400m, + 7m Remainder

Section	Overall	L1000	L800	L600	L400	L200
Section Times	1:15.26[10] (0:16.84)	0:58.42[3] (0:11.08)	0:47.34[5] (0:11.17)	0:36.17[4] (0:11.50)	0:24.67[4] (0:11.85)	0:12.82[9] (0:12.82)
Average Speed [km/h]	53.5	66.4	65.2	63.8	61.3	56.3
Top Speed [km/h]	67.7	67.0	66.6	64.5	62.7	59.6
Avg. Dist. to Rail [m]	6.1	4.6	4.4	3.5	4.3	5.1
Avg. Stride Freq. [Hz]	2.4	2.5	2.5	2.5	2.5	2.4
Avg. Stride Length [m]	6.0	6.8	6.9	6.7	6.5	6.2



[] Ranking at each section and finish
 -:-:- No data available at this section
 NA No data available