



RACINGSA

Morphettville Parks SA
Race 6: Sportsbet Rating 0 - 56 Handicap - 1550m
29 January 2025 - 4:35PM



Morphettville

Track Rating: Good 4, Weather: Fine, Rail Position: + 9m 1000m-400m, + 7m Remainder

Table with columns: Section, Field Times, Position, #, Horse/Jockey, Barrier, Top Speed [km/h], Fastest Section, First 400m, Overall, L1400, L1200, L1000, L800, L600, Distance Travelled From Winner [m]. Rows include horses like FREE VINO, HEIDI HEIDI HO, LADY TUCAN, STARTER, RED SEQUOIA, MUFFLA, COWLEY'S CREEK, and BADISS.

Scratched: Kayseri (#1), Bona Fide Star (#3)

- [ ] Position in running at each section and finish
# Saddle cloth number
-:-:- No data available at this section
DNF Did not finish
NA No data available
DNT Did not track
Background shading for fastest section



RACINGSA

Morphettville Parks SA
Race 6: Sportsbet Rating 0 - 56 Handicap - 1550m
29 January 2025 - 4:35PM



Morphettville

Track Rating: Good 4, Weather: Fine, Rail Position: + 9m 1000m-400m, + 7m Remainder

Section
Field Times

L400 0:23.76 (0:11.64)
L200 0:12.13 (0:12.13)

Table with columns: Position, #, Horse/Jockey, Barrier, Top Speed [km/h], Fastest Section, First 400m, Margin, Distance Travelled From Winner [m]. Rows include FREE VINO, HEIDI HEIDI HO, LADY TUCAN, STARTER, RED SEQUOIA, MUFFLA, COWLEY'S CREEK, BADISS.

Scratched: Kayseri (#1), Bona Fide Star (#3)

- [ ] Position in running at each section and finish
# Saddle cloth number
-:-:- No data available at this section
DNF Did not finish
NA No data available
DNT Did not track
Background shading for fastest section

Horse/Jockey Name	FREE VINO/Rochelle Milnes
Finish Rank	1
Fastest Section Time (Section)	0:11.50 (L1400)
Top Speed [km/h] (Section)	65.2 (L600)
Race State	Finished



Morphettville Parks SA - Professional

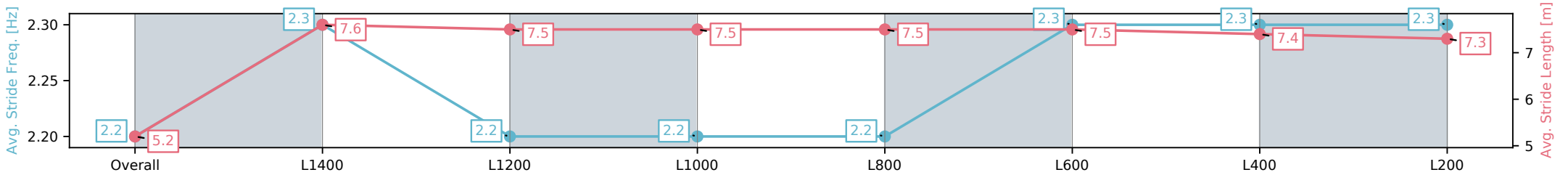
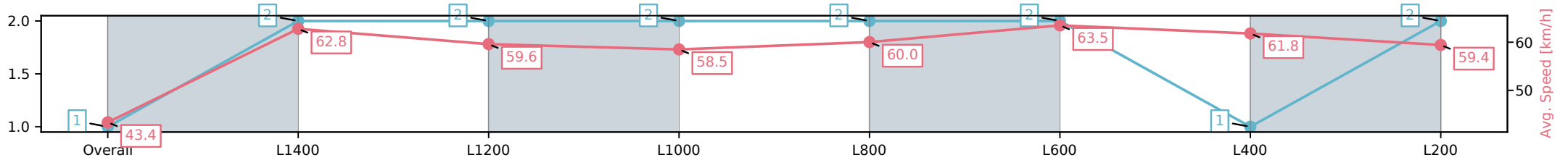
Race 6: Sportsbet Rating 0 - 56 Handicap - 1550m

29 January 2025 - 4:35PM

Track Rating: Good 4, Weather: Fine, Rail Position: + 9m  
1000m-400m, + 7m Remainder



Section	Overall	L1400	L1200	L1000	L800	L600	L400	L200
Section Times	1:35.92[1] (0:12.45)	1:23.47[2] (0:11.50)	1:11.97[2] (0:12.25)	0:59.72[2] (0:12.33)	0:47.39[2] (0:12.09)	0:35.30[2] (0:11.53)	0:23.77[1] (0:11.71)	0:12.06[2] (0:12.06)
Average Speed [km/h]	43.4	62.8	59.6	58.5	60.0	63.5	61.8	59.4
Top Speed [km/h]	63.2	63.9	61.5	59.3	62.0	65.2	63.3	61.1
Avg. Dist. to Rail [m]	8.4	1.4	2.7	4.0	2.8	2.6	2.8	2.7
Avg. Stride Freq. [Hz]	2.2	2.3	2.2	2.2	2.2	2.3	2.3	2.3
Avg. Stride Length [m]	5.2	7.6	7.5	7.5	7.5	7.5	7.4	7.3



- [ ] Ranking at each section and finish
- :-:- No data available at this section
- NA No data available

Horse/Jockey Name	HEIDI HEIDI HO/Jason Holder
Finish Rank	2
Fastest Section Time (Section)	0:11.53 (L400)
Top Speed [km/h] (Section)	64.8 (L400)
Race State	Finished



Morphettville Parks SA - Professional

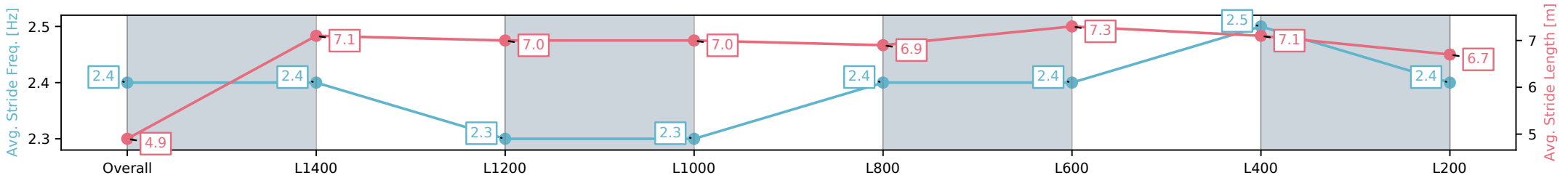
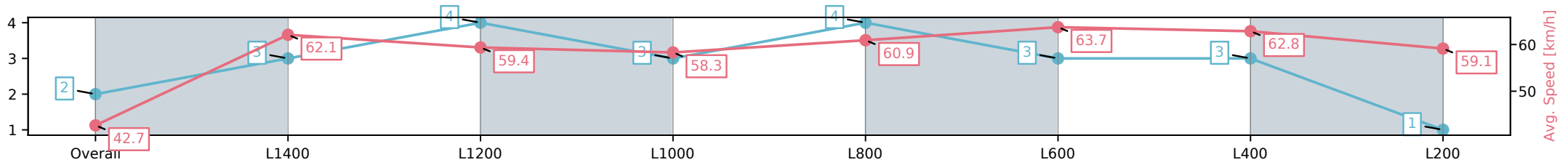
Race 6: Sportsbet Rating 0 - 56 Handicap - 1550m

29 January 2025 - 4:35PM

Track Rating: Good 4, Weather: Fine, Rail Position: + 9m  
1000m-400m, + 7m Remainder



Section	Overall	L1400	L1200	L1000	L800	L600	L400	L200
Section Times	1:35.93[2] (0:12.66)	1:23.27[3] (0:11.60)	1:11.67[4] (0:12.16)	0:59.51[3] (0:12.37)	0:47.14[4] (0:11.89)	0:35.25[3] (0:11.57)	0:23.67[3] (0:11.53)	0:12.14[1] (0:12.14)
Average Speed [km/h]	42.7	62.1	59.4	58.3	60.9	63.7	62.8	59.1
Top Speed [km/h]	62.0	63.7	61.5	59.4	62.7	64.8	64.8	60.5
Avg. Dist. to Rail [m]	9.4	1.1	0.4	1.3	2.4	3.9	4.4	4.1
Avg. Stride Freq. [Hz]	2.4	2.4	2.3	2.3	2.4	2.4	2.5	2.4
Avg. Stride Length [m]	4.9	7.1	7.0	7.0	6.9	7.3	7.1	6.7



[ ] Ranking at each section and finish  
 -:-:- No data available at this section  
 NA No data available

Horse/Jockey Name	LADY TUCAN/Polly Brewster
Finish Rank	3
Fastest Section Time (Section)	0:11.49 (L400)
Top Speed [km/h] (Section)	63.4 (L400)
Race State	Finished



Morphettville Parks SA - Professional

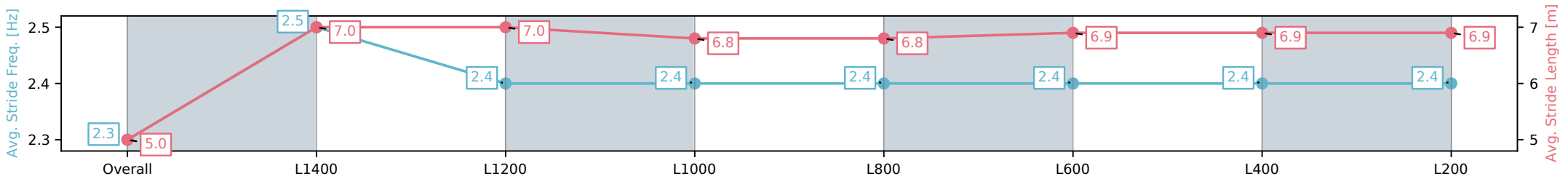
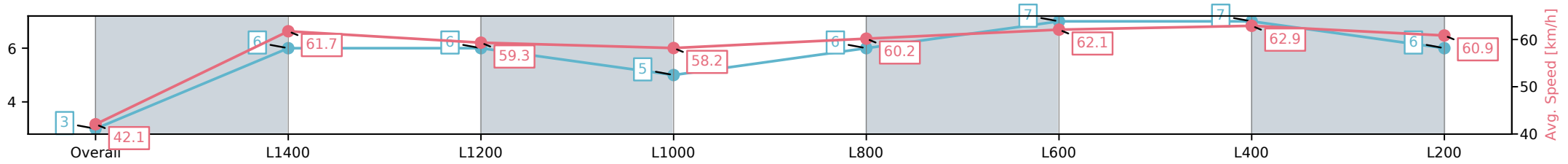
Race 6: Sportsbet Rating 0 - 56 Handicap - 1550m

29 January 2025 - 4:35PM

Track Rating: Good 4, Weather: Fine, Rail Position: + 9m  
1000m-400m, + 7m Remainder



Section	Overall	L1400	L1200	L1000	L800	L600	L400	L200
Section Times	1:36.07[3] (0:12.84)	1:23.23[6] (0:11.67)	1:11.56[6] (0:12.16)	0:59.40[5] (0:12.37)	0:47.03[6] (0:12.01)	0:35.02[7] (0:11.72)	0:23.30[7] (0:11.49)	0:11.81[6] (0:11.81)
Average Speed [km/h]	42.1	61.7	59.3	58.2	60.2	62.1	62.9	60.9
Top Speed [km/h]	63.3	63.2	62.2	59.3	62.0	62.9	63.4	61.8
Avg. Dist. to Rail [m]	5.6	0.7	0.5	1.2	1.0	1.8	2.1	1.9
Avg. Stride Freq. [Hz]	2.3	2.5	2.4	2.4	2.4	2.4	2.4	2.4
Avg. Stride Length [m]	5.0	7.0	7.0	6.8	6.8	6.9	6.9	6.9



[ ] Ranking at each section and finish  
 -:-:- No data available at this section  
 NA No data available

Horse/Jockey Name	STARTER/Justin Potter
Finish Rank	4
Fastest Section Time (Section)	0:11.51 (L600)
Top Speed [km/h] (Section)	64.4 (L600)
Race State	Finished



Morphettville Parks SA - Professional

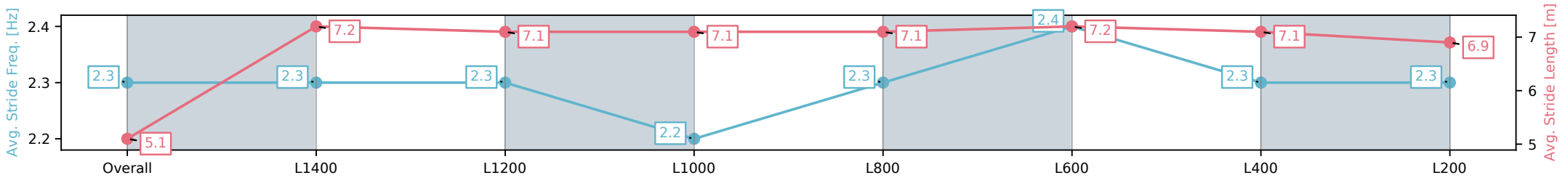
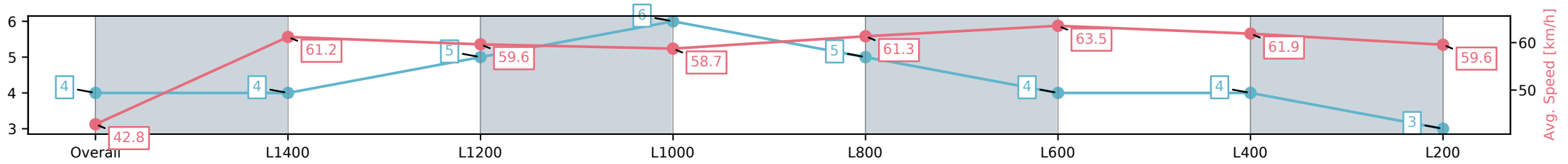
Race 6: Sportsbet Rating 0 - 56 Handicap - 1550m

29 January 2025 - 4:35PM

Track Rating: Good 4, Weather: Fine, Rail Position: + 9m  
1000m-400m, + 7m Remainder



Section	Overall	L1400	L1200	L1000	L800	L600	L400	L200
Section Times	1:36.09[4] (0:12.66)	1:23.43[4] (0:11.81)	1:11.62[5] (0:12.25)	0:59.37[6] (0:12.26)	0:47.11[5] (0:11.82)	0:35.29[4] (0:11.51)	0:23.78[4] (0:11.71)	0:12.07[3] (0:12.07)
Average Speed [km/h]	42.8	61.2	59.6	58.7	61.3	63.5	61.9	59.6
Top Speed [km/h]	61.4	62.0	61.4	59.6	63.1	64.4	63.4	60.5
Avg. Dist. to Rail [m]	7.7	2.2	2.7	2.3	2.4	2.6	3.7	3.6
Avg. Stride Freq. [Hz]	2.3	2.3	2.3	2.2	2.3	2.4	2.3	2.3
Avg. Stride Length [m]	5.1	7.2	7.1	7.1	7.1	7.2	7.1	6.9



[ ] Ranking at each section and finish  
 -:-:- No data available at this section  
 NA No data available

Horse/Jockey Name	RED SEQUOIA/Teagan Voorham
Finish Rank	5
Fastest Section Time (Section)	0:11.35 (L1400)
Top Speed [km/h] (Section)	66.5 (L1400)
Race State	Finished



Morphettville Parks SA - Professional

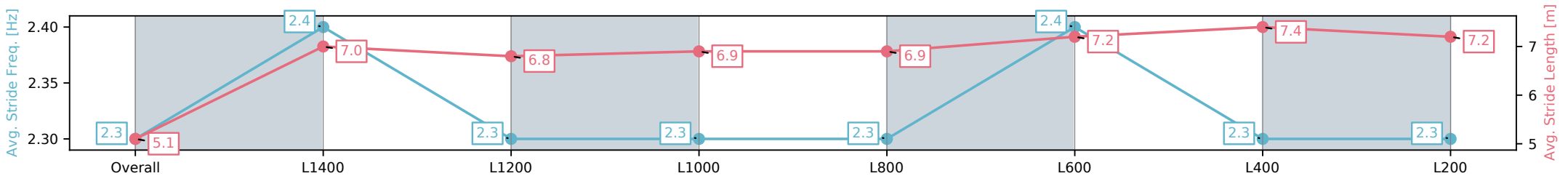
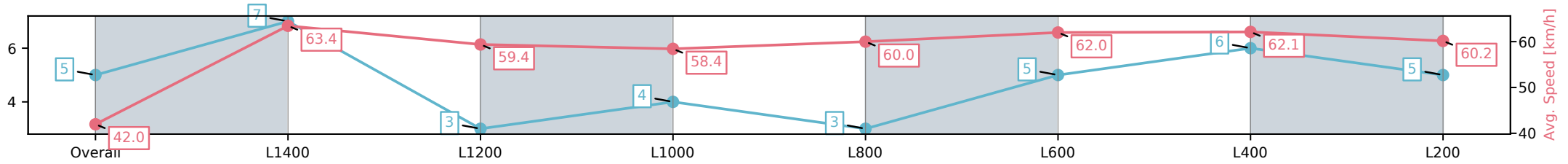
Race 6: Sportsbet Rating 0 - 56 Handicap - 1550m

29 January 2025 - 4:35PM

Track Rating: Good 4, Weather: Fine, Rail Position: + 9m  
1000m-400m, + 7m Remainder



Section	Overall	L1400	L1200	L1000	L800	L600	L400	L200
Section Times	1:36.17[5] (0:12.89)	1:23.28[7] (0:11.35)	1:11.93[3] (0:12.22)	0:59.71[4] (0:12.31)	0:47.40[3] (0:12.05)	0:35.35[5] (0:11.77)	0:23.58[6] (0:11.65)	0:11.93[5] (0:11.93)
Average Speed [km/h]	42.0	63.4	59.4	58.4	60.0	62.0	62.1	60.2
Top Speed [km/h]	65.9	66.5	61.2	59.4	60.6	63.5	63.2	61.4
Avg. Dist. to Rail [m]	4.3	0.6	1.2	1.3	0.9	2.3	3.6	3.8
Avg. Stride Freq. [Hz]	2.3	2.4	2.3	2.3	2.3	2.4	2.3	2.3
Avg. Stride Length [m]	5.1	7.0	6.8	6.9	6.9	7.2	7.4	7.2



[ ] Ranking at each section and finish  
 -:-:- No data available at this section  
 NA No data available

Horse/Jockey Name	MUFFLA/Dom Tourneur
Finish Rank	6
Fastest Section Time (Section)	0:11.62 (L600)
Top Speed [km/h] (Section)	63.9 (L600)
Race State	Finished



Morphettville Parks SA - Professional

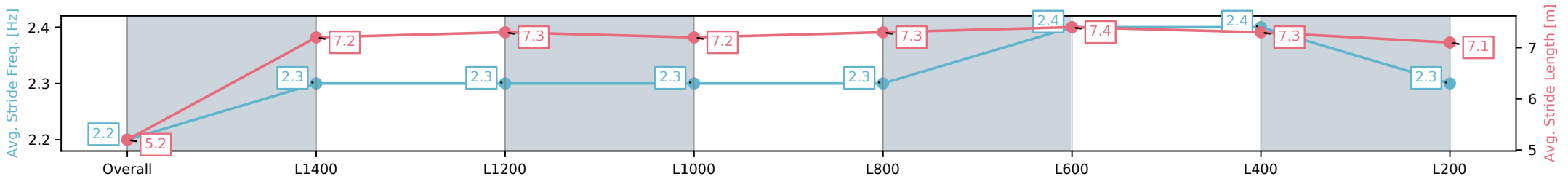
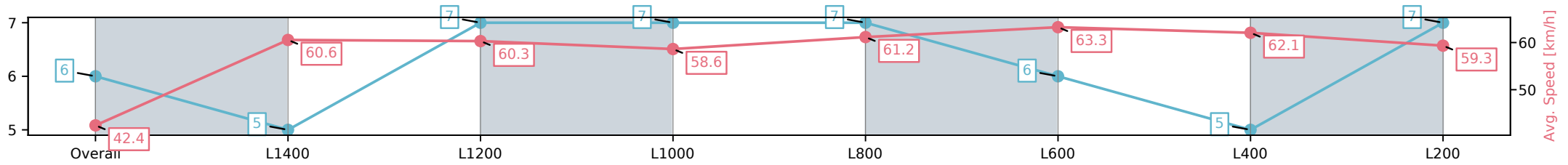
Race 6: Sportsbet Rating 0 - 56 Handicap - 1550m

29 January 2025 - 4:35PM

Track Rating: Good 4, Weather: Fine, Rail Position: + 9m  
1000m-400m, + 7m Remainder



Section	Overall	L1400	L1200	L1000	L800	L600	L400	L200
Section Times	1:36.37[6] (0:12.73)	1:23.64[5] (0:11.94)	1:11.70[7] (0:12.10)	0:59.60[7] (0:12.31)	0:47.29[7] (0:11.86)	0:35.43[6] (0:11.62)	0:23.81[5] (0:11.70)	0:12.11[7] (0:12.11)
Average Speed [km/h]	42.4	60.6	60.3	58.6	61.2	63.3	62.1	59.3
Top Speed [km/h]	60.6	61.7	62.0	59.8	63.1	63.9	63.3	60.5
Avg. Dist. to Rail [m]	9.2	2.6	2.6	2.8	2.8	3.6	4.8	5.3
Avg. Stride Freq. [Hz]	2.2	2.3	2.3	2.3	2.3	2.4	2.4	2.3
Avg. Stride Length [m]	5.2	7.2	7.3	7.2	7.3	7.4	7.3	7.1



[ ] Ranking at each section and finish  
 -:-:- No data available at this section  
 NA No data available



Horse/Jockey Name	COWLEY'S CREEK/Jade Doyle
Finish Rank	7
Fastest Section Time (Section)	0:11.56 (L1400)
Top Speed [km/h] (Section)	63.5 (L600)
Race State	Finished



Morphettville Parks SA - Professional

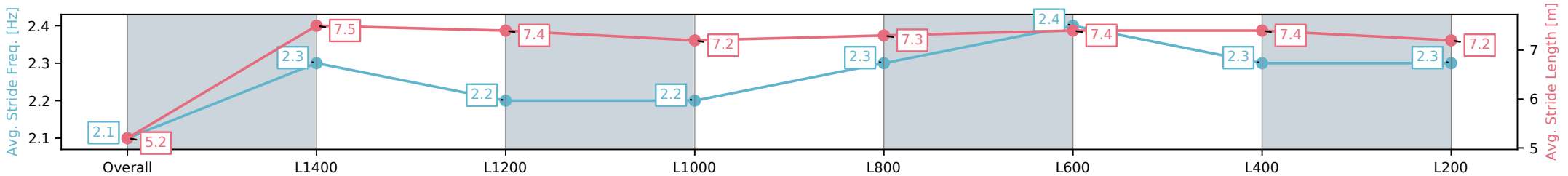
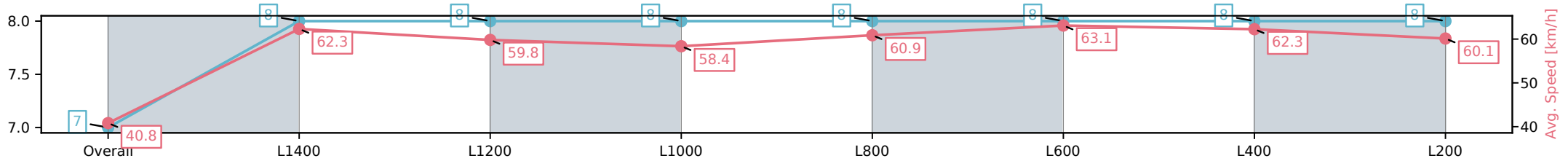
Race 6: Sportsbet Rating 0 - 56 Handicap - 1550m

29 January 2025 - 4:35PM

Track Rating: Good 4, Weather: Fine, Rail Position: + 9m  
1000m-400m, + 7m Remainder



Section	Overall	L1400	L1200	L1000	L800	L600	L400	L200
Section Times	1:36.40[7] (0:13.24)	1:23.16[8] (0:11.56)	1:11.59[8] (0:12.10)	0:59.49[8] (0:12.35)	0:47.14[8] (0:11.88)	0:35.26[8] (0:11.68)	0:23.58[8] (0:11.66)	0:11.92[8] (0:11.92)
Average Speed [km/h]	40.8	62.3	59.8	58.4	60.9	63.1	62.3	60.1
Top Speed [km/h]	62.6	63.3	61.5	59.3	62.5	63.5	63.0	61.9
Avg. Dist. to Rail [m]	5.9	0.9	1.1	1.9	1.9	3.8	6.2	6.5
Avg. Stride Freq. [Hz]	2.1	2.3	2.2	2.2	2.3	2.4	2.3	2.3
Avg. Stride Length [m]	5.2	7.5	7.4	7.2	7.3	7.4	7.4	7.2



[ ] Ranking at each section and finish  
 -:-:- No data available at this section  
 NA No data available

Horse/Jockey Name	BADISS/Margaret Collett
Finish Rank	8
Fastest Section Time (Section)	0:11.49 (L1400)
Top Speed [km/h] (Section)	65.6 (Overall)
Race State	Finished



Morphettville Parks SA - Professional

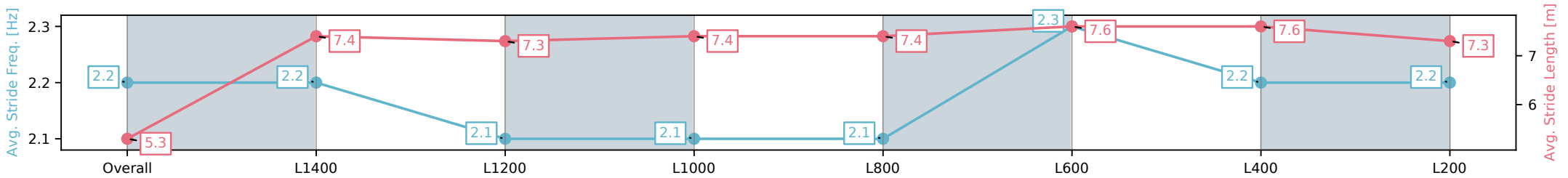
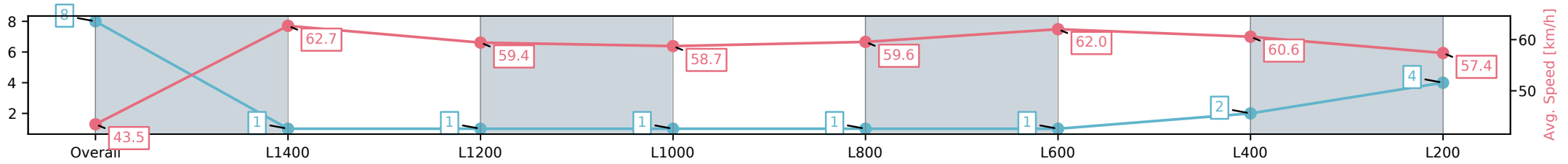
Race 6: Sportsbet Rating 0 - 56 Handicap - 1550m

29 January 2025 - 4:35PM

Track Rating: Good 4, Weather: Fine, Rail Position: + 9m  
1000m-400m, + 7m Remainder



Section	Overall	L1400	L1200	L1000	L800	L600	L400	L200
Section Times	1:36.64[8] (0:12.44)	1:24.20[1] (0:11.49)	1:12.71[1] (0:12.20)	1:00.51[1] (0:12.28)	0:48.23[1] (0:12.11)	0:36.12[1] (0:11.71)	0:24.41[2] (0:11.92)	0:12.49[4] (0:12.49)
Average Speed [km/h]	43.5	62.7	59.4	58.7	59.6	62.0	60.6	57.4
Top Speed [km/h]	65.6	64.2	61.4	59.6	60.3	62.9	62.4	58.6
Avg. Dist. to Rail [m]	6.3	0.9	1.3	1.4	1.0	1.5	2.4	1.7
Avg. Stride Freq. [Hz]	2.2	2.2	2.1	2.1	2.1	2.3	2.2	2.2
Avg. Stride Length [m]	5.3	7.4	7.3	7.4	7.4	7.6	7.6	7.3



[ ] Ranking at each section and finish  
 -:-:- No data available at this section  
 NA No data available