



RACINGSA

Morphettville Parks SA
Race 4: Adelaide Cup Day March 10 Maiden Plate - 1550m
29 January 2025 - 3:25PM



Morphettville

Track Rating: Good 4, Weather: Fine, Rail Position: + 9m 1000m-400m, + 7m Remainder

Table with columns: Section, Field Times, Position, #, Horse/Jockey, Barrier, Top Speed [km/h], Fastest Section, First 400m, Overall, L1400, L1200, L1000, L800, L600, Distance Travelled From Winner [m]. Rows include horses like PETROL HEAD, AM I THE DRAMA, EMPRESS OF SOUL, etc.

Scratched: Les Vosges (#3), Gabbatron (#7)

- [] Position in running at each section and finish
Saddle cloth number
-:-:- No data available at this section
DNF Did not finish
NA No data available
DNT Did not track
Background shading for fastest section



RACINGSA

Morphettville Parks SA
Race 4: Adelaide Cup Day March 10 Maiden Plate - 1550m
29 January 2025 - 3:25PM



Morphettville

Track Rating: Good 4, Weather: Fine, Rail Position: + 9m 1000m-400m, + 7m Remainder

Section Field Times

L400 0:24.76 (0:12.26)
L200 0:12.50 (0:12.50)

Table with columns: Position, #, Horse/Jockey, Barrier, Top Speed [km/h], Fastest Section, First 400m, Margin, Distance Travelled From Winner [m]. Contains 10 rows of race data.

Scratched: Les Vosges (#3), Gabbatron (#7)

- [] Position in running at each section and finish
Saddle cloth number
-:-:- No data available at this section
DNF Did not finish
NA No data available
DNT Did not track
Background shading for fastest section

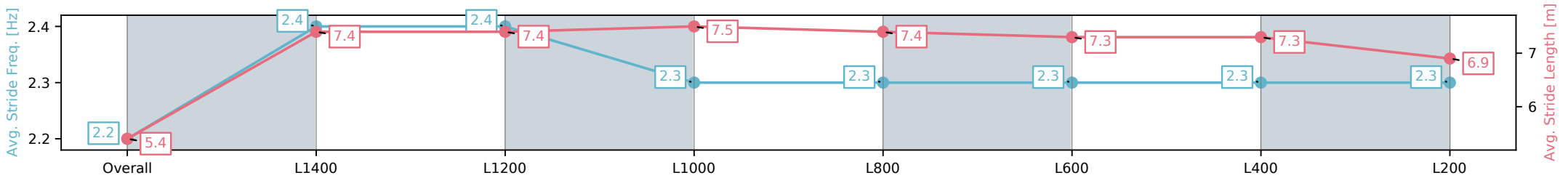
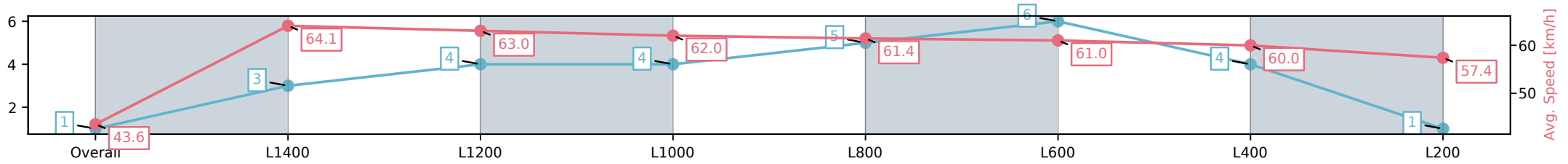
| | |
|--------------------------------|--------------------------|
| Horse/Jockey Name | PETROL HEAD/Jake Toeroek |
| Finish Rank | 1 |
| Fastest Section Time (Section) | 0:11.26 (L1400) |
| Top Speed [km/h] (Section) | 65.3 (L1400) |
| Race State | Finished |



Morphettville Parks SA - Professional
 Race 4: Adelaide Cup Day March 10 Maiden Plate - 1550m
 29 January 2025 - 3:25PM
 Track Rating: Good 4, Weather: Fine, Rail Position: + 9m
 1000m-400m, + 7m Remainder



| Section | Overall | L1400 | L1200 | L1000 | L800 | L600 | L400 | L200 |
|------------------------|-------------------------|-------------------------|-------------------------|-------------------------|-------------------------|-------------------------|-------------------------|-------------------------|
| Section Times | 1:35.13[1] (0:12.41) | 1:22.72[3] (0:11.26) | 1:11.46[4] (0:11.48) | 0:59.98[4] (0:11.61) | 0:48.37[5] (0:11.81) | 0:36.56[6] (0:11.97) | 0:24.59[4] (0:12.08) | 0:12.51[1] (0:12.51) |
| Average Speed [km/h] | 43.6 | 64.1 | 63.0 | 62.0 | 61.4 | 61.0 | 60.0 | 57.4 |
| Top Speed [km/h] | 64.4 | 65.3 | 64.5 | 63.5 | 63.0 | 62.0 | 61.2 | 59.5 |
| Avg. Dist. to Rail [m] | 6.5 | 1.5 | 0.9 | 1.5 | 2.1 | 2.5 | 5.0 | 6.2 |
| Avg. Stride Freq. [Hz] | 2.2 | 2.4 | 2.4 | 2.3 | 2.3 | 2.3 | 2.3 | 2.3 |
| Avg. Stride Length [m] | 5.4 | 7.4 | 7.4 | 7.5 | 7.4 | 7.3 | 7.3 | 6.9 |



[] Ranking at each section and finish
 -:-:- No data available at this section
 NA No data available

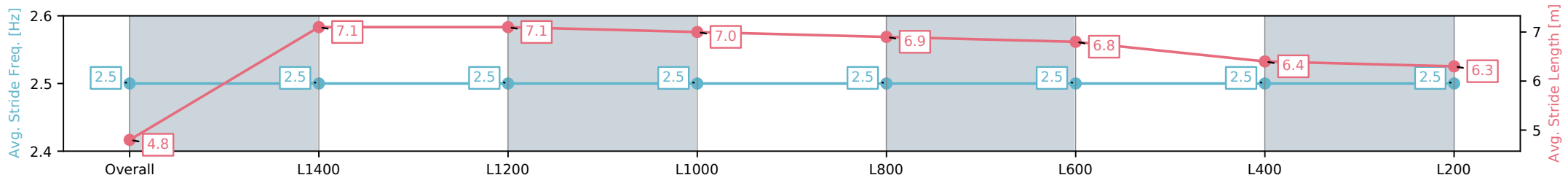
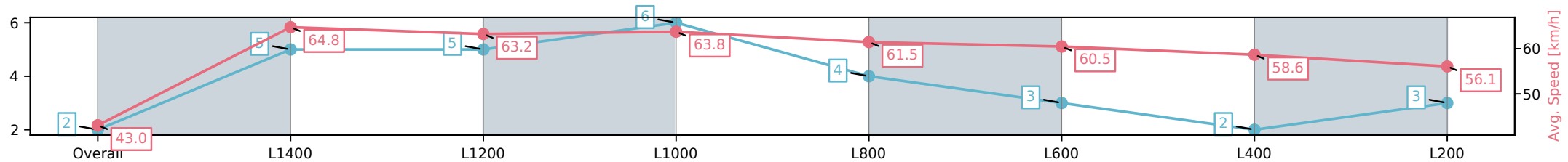
| | |
|--------------------------------|--------------------------------|
| Horse/Jockey Name | AM I THE DRAMA/Sophie Mitchell |
| Finish Rank | 2 |
| Fastest Section Time (Section) | 0:11.11 (L1400) |
| Top Speed [km/h] (Section) | 66.1 (L1400) |
| Race State | Finished |



Morphettville Parks SA - Professional
 Race 4: Adelaide Cup Day March 10 Maiden Plate - 1550m
 29 January 2025 - 3:25PM
 Track Rating: Good 4, Weather: Fine, Rail Position: + 9m
 1000m-400m, + 7m Remainder



| Section | Overall | L1400 | L1200 | L1000 | L800 | L600 | L400 | L200 |
|------------------------|-------------------------|-------------------------|-------------------------|-------------------------|-------------------------|-------------------------|-------------------------|-------------------------|
| Section Times | 1:35.63[2] (0:12.56) | 1:23.06[5] (0:11.11) | 1:11.95[5] (0:11.55) | 1:00.40[6] (0:11.32) | 0:49.08[4] (0:11.83) | 0:37.25[3] (0:12.08) | 0:25.17[2] (0:12.37) | 0:12.80[3] (0:12.80) |
| Average Speed [km/h] | 43.0 | 64.8 | 63.2 | 63.8 | 61.5 | 60.5 | 58.6 | 56.1 |
| Top Speed [km/h] | 64.2 | 66.1 | 65.8 | 65.2 | 63.2 | 62.0 | 60.1 | 58.0 |
| Avg. Dist. to Rail [m] | 4.0 | 0.5 | 2.7 | 4.4 | 4.3 | 2.5 | 4.7 | 6.5 |
| Avg. Stride Freq. [Hz] | 2.5 | 2.5 | 2.5 | 2.5 | 2.5 | 2.5 | 2.5 | 2.5 |
| Avg. Stride Length [m] | 4.8 | 7.1 | 7.1 | 7.0 | 6.9 | 6.8 | 6.4 | 6.3 |



[] Ranking at each section and finish
 -:-:- No data available at this section
 NA No data available

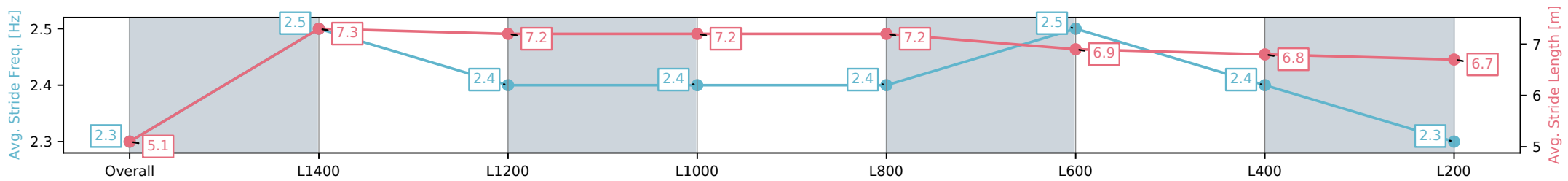
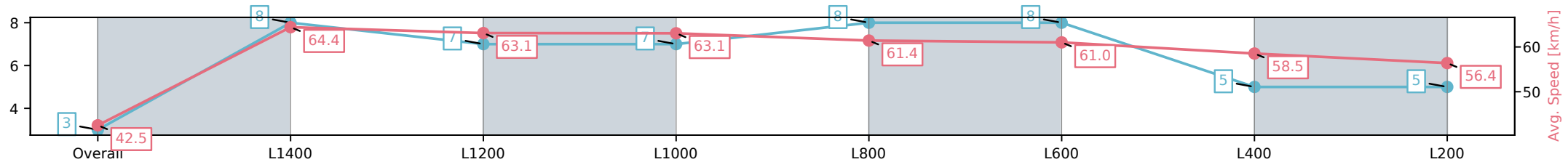
| | |
|--------------------------------|---------------------------------|
| Horse/Jockey Name | EMPRESS OF SOUL/Rochelle Milnes |
| Finish Rank | 3 |
| Fastest Section Time (Section) | 0:11.18 (L1400) |
| Top Speed [km/h] (Section) | 65.2 (L1400) |
| Race State | Finished |



Morphettville Parks SA - Professional
 Race 4: Adelaide Cup Day March 10 Maiden Plate - 1550m
 29 January 2025 - 3:25PM
 Track Rating: Good 4, Weather: Fine, Rail Position: + 9m
 1000m-400m, + 7m Remainder



| Section | Overall | L1400 | L1200 | L1000 | L800 | L600 | L400 | L200 |
|------------------------|-------------------------|-------------------------|-------------------------|-------------------------|-------------------------|-------------------------|-------------------------|-------------------------|
| Section Times | 1:35.81[3] (0:12.72) | 1:23.09[8] (0:11.18) | 1:11.91[7] (0:11.46) | 1:00.45[7] (0:11.44) | 0:49.01[8] (0:11.82) | 0:37.19[8] (0:12.05) | 0:25.14[5] (0:12.42) | 0:12.72[5] (0:12.72) |
| Average Speed [km/h] | 42.5 | 64.4 | 63.1 | 63.1 | 61.4 | 61.0 | 58.5 | 56.4 |
| Top Speed [km/h] | 63.3 | 65.2 | 64.5 | 65.1 | 62.5 | 62.4 | 60.7 | 57.8 |
| Avg. Dist. to Rail [m] | 5.5 | 0.6 | 0.8 | 2.8 | 3.1 | 3.7 | 5.5 | 6.3 |
| Avg. Stride Freq. [Hz] | 2.3 | 2.5 | 2.4 | 2.4 | 2.4 | 2.5 | 2.4 | 2.3 |
| Avg. Stride Length [m] | 5.1 | 7.3 | 7.2 | 7.2 | 7.2 | 6.9 | 6.8 | 6.7 |



[] Ranking at each section and finish
 -:-:- No data available at this section
 NA No data available

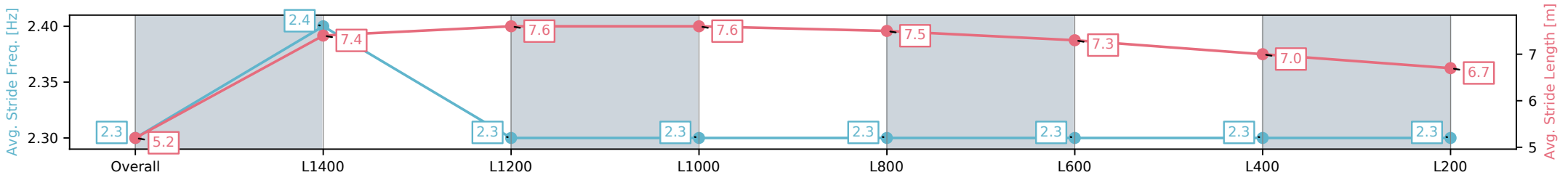
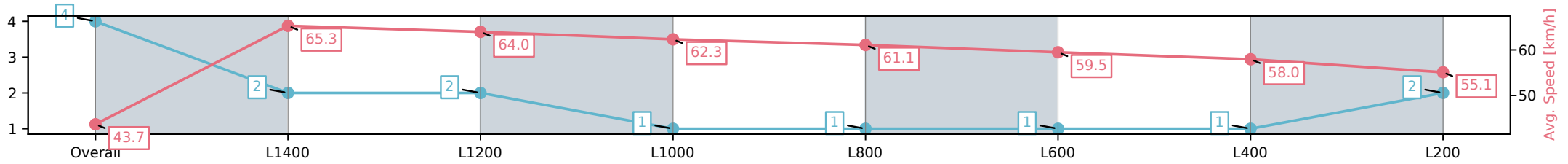
| | |
|--------------------------------|--------------------------|
| Horse/Jockey Name | TOP SHOGUNN/Jason Holder |
| Finish Rank | 4 |
| Fastest Section Time (Section) | 0:11.05 (L1400) |
| Top Speed [km/h] (Section) | 67.1 (L1400) |
| Race State | Finished |



Morphettville Parks SA - Professional
 Race 4: Adelaide Cup Day March 10 Maiden Plate - 1550m
 29 January 2025 - 3:25PM
 Track Rating: Good 4, Weather: Fine, Rail Position: + 9m
 1000m-400m, + 7m Remainder



| Section | Overall | L1400 | L1200 | L1000 | L800 | L600 | L400 | L200 |
|------------------------|-------------------------|-------------------------|-------------------------|-------------------------|-------------------------|-------------------------|-------------------------|-------------------------|
| Section Times | 1:35.82[4] (0:12.36) | 1:23.46[2] (0:11.05) | 1:12.41[2] (0:11.33) | 1:01.08[1] (0:11.56) | 0:49.51[1] (0:11.84) | 0:37.67[1] (0:12.22) | 0:25.45[1] (0:12.44) | 0:13.01[2] (0:13.01) |
| Average Speed [km/h] | 43.7 | 65.3 | 64.0 | 62.3 | 61.1 | 59.5 | 58.0 | 55.1 |
| Top Speed [km/h] | 65.3 | 67.1 | 66.0 | 63.1 | 62.5 | 60.4 | 59.3 | 56.7 |
| Avg. Dist. to Rail [m] | 8.5 | 2.8 | 1.2 | 1.7 | 2.0 | 1.5 | 1.6 | 2.5 |
| Avg. Stride Freq. [Hz] | 2.3 | 2.4 | 2.3 | 2.3 | 2.3 | 2.3 | 2.3 | 2.3 |
| Avg. Stride Length [m] | 5.2 | 7.4 | 7.6 | 7.6 | 7.5 | 7.3 | 7.0 | 6.7 |



[] Ranking at each section and finish
 -:-:- No data available at this section
 NA No data available

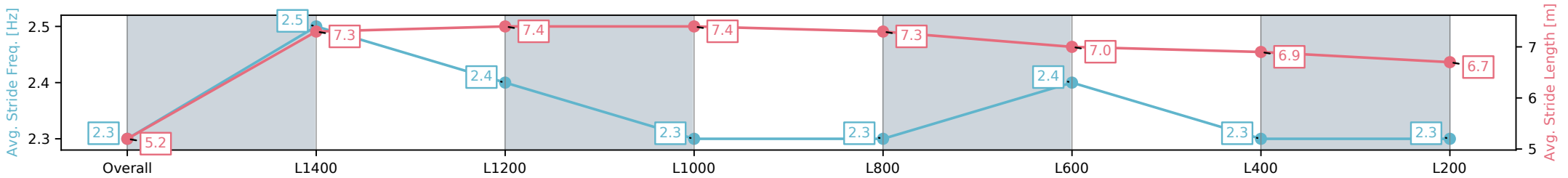
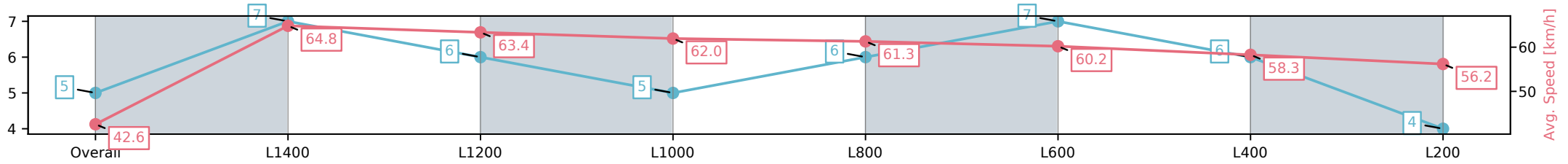
| | |
|--------------------------------|--------------------|
| Horse/Jockey Name | ANNANDA/Jade Doyle |
| Finish Rank | 5 |
| Fastest Section Time (Section) | 0:11.10 (L1400) |
| Top Speed [km/h] (Section) | 66.0 (L1400) |
| Race State | Finished |



Morphettville Parks SA - Professional
 Race 4: Adelaide Cup Day March 10 Maiden Plate - 1550m
 29 January 2025 - 3:25PM
 Track Rating: Good 4, Weather: Fine, Rail Position: + 9m
 1000m-400m, + 7m Remainder



| Section | Overall | L1400 | L1200 | L1000 | L800 | L600 | L400 | L200 |
|------------------------|-------------------------|-------------------------|-------------------------|-------------------------|-------------------------|-------------------------|-------------------------|-------------------------|
| Section Times | 1:35.83[5] (0:12.70) | 1:23.13[7] (0:11.10) | 1:12.03[6] (0:11.37) | 1:00.66[5] (0:11.61) | 0:49.05[6] (0:11.80) | 0:37.25[7] (0:12.10) | 0:25.15[6] (0:12.39) | 0:12.76[4] (0:12.76) |
| Average Speed [km/h] | 42.6 | 64.8 | 63.4 | 62.0 | 61.3 | 60.2 | 58.3 | 56.2 |
| Top Speed [km/h] | 64.6 | 66.0 | 64.8 | 64.2 | 62.6 | 61.5 | 59.2 | 57.3 |
| Avg. Dist. to Rail [m] | 3.6 | 0.5 | 0.5 | 0.7 | 1.1 | 2.0 | 1.0 | 1.3 |
| Avg. Stride Freq. [Hz] | 2.3 | 2.5 | 2.4 | 2.3 | 2.3 | 2.4 | 2.3 | 2.3 |
| Avg. Stride Length [m] | 5.2 | 7.3 | 7.4 | 7.4 | 7.3 | 7.0 | 6.9 | 6.7 |



- [] Ranking at each section and finish
- :-:- No data available at this section
- NA No data available

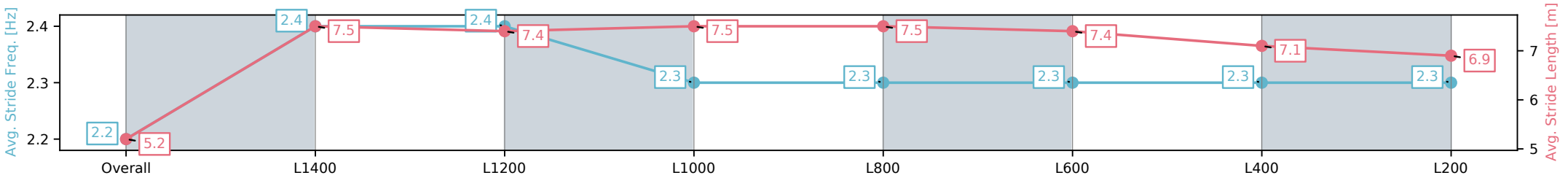
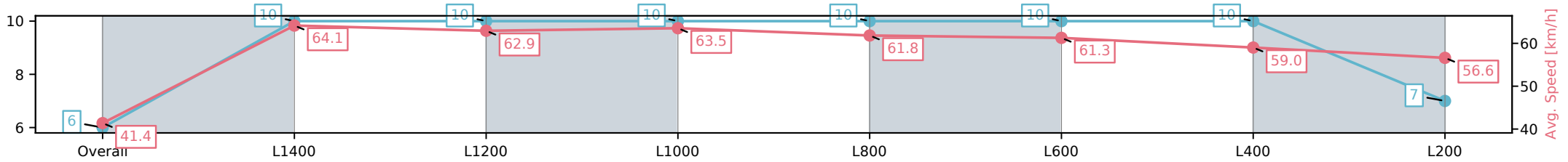
| | |
|--------------------------------|---------------------------------|
| Horse/Jockey Name | SENSESATIONAL STAR/Manoel Nunes |
| Finish Rank | 6 |
| Fastest Section Time (Section) | 0:11.25 (L1400) |
| Top Speed [km/h] (Section) | 65.9 (L1000) |
| Race State | Finished |



Morphettville Parks SA - Professional
 Race 4: Adelaide Cup Day March 10 Maiden Plate - 1550m
 29 January 2025 - 3:25PM
 Track Rating: Good 4, Weather: Fine, Rail Position: + 9m
 1000m-400m, + 7m Remainder



| Section | Overall | L1400 | L1200 | L1000 | L800 | L600 | L400 | L200 |
|------------------------|-------------------------|--------------------------|--------------------------|--------------------------|--------------------------|--------------------------|--------------------------|-------------------------|
| Section Times | 1:35.98[6] (0:13.05) | 1:22.93[10] (0:11.25) | 1:11.68[10] (0:11.54) | 1:00.14[10] (0:11.35) | 0:48.79[10] (0:11.74) | 0:37.05[10] (0:12.06) | 0:24.99[10] (0:12.33) | 0:12.66[7] (0:12.66) |
| Average Speed [km/h] | 41.4 | 64.1 | 62.9 | 63.5 | 61.8 | 61.3 | 59.0 | 56.6 |
| Top Speed [km/h] | 63.2 | 65.5 | 64.5 | 65.9 | 63.2 | 62.2 | 60.2 | 58.2 |
| Avg. Dist. to Rail [m] | 7.1 | 1.4 | 1.6 | 3.1 | 3.3 | 4.3 | 7.2 | 7.3 |
| Avg. Stride Freq. [Hz] | 2.2 | 2.4 | 2.4 | 2.3 | 2.3 | 2.3 | 2.3 | 2.3 |
| Avg. Stride Length [m] | 5.2 | 7.5 | 7.4 | 7.5 | 7.5 | 7.4 | 7.1 | 6.9 |



[] Ranking at each section and finish
 -:-:- No data available at this section
 NA No data available

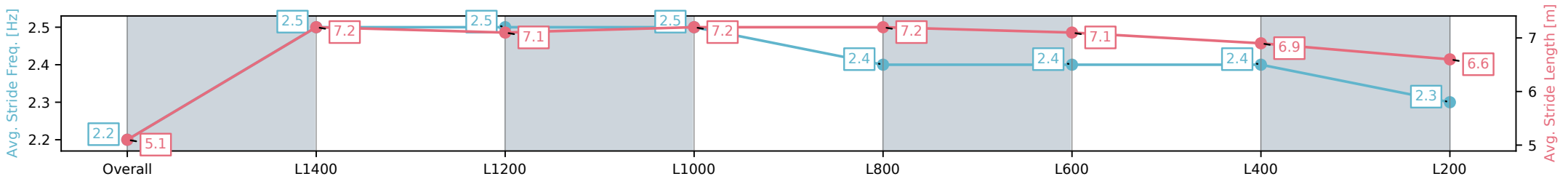
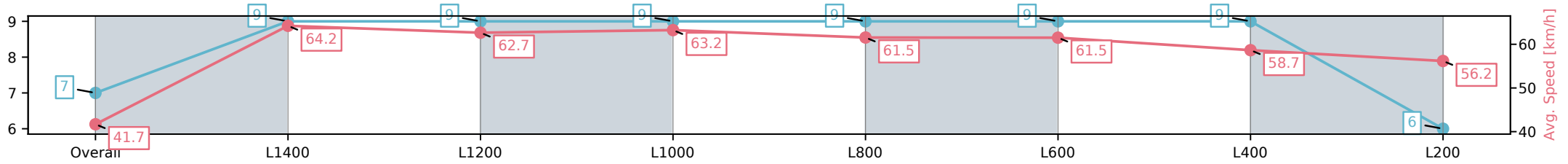
| | |
|--------------------------------|-----------------------|
| Horse/Jockey Name | IRISH THORN/Ben Price |
| Finish Rank | 7 |
| Fastest Section Time (Section) | 0:11.23 (L1400) |
| Top Speed [km/h] (Section) | 64.9 (L1000) |
| Race State | Finished |



Morphettville Parks SA - Professional
 Race 4: Adelaide Cup Day March 10 Maiden Plate - 1550m
 29 January 2025 - 3:25PM
 Track Rating: Good 4, Weather: Fine, Rail Position: + 9m
 1000m-400m, + 7m Remainder



| Section | Overall | L1400 | L1200 | L1000 | L800 | L600 | L400 | L200 |
|------------------------|-------------------------|-------------------------|-------------------------|-------------------------|-------------------------|-------------------------|-------------------------|-------------------------|
| Section Times | 1:36.05[7] (0:12.96) | 1:23.09[9] (0:11.23) | 1:11.86[9] (0:11.56) | 1:00.29[9] (0:11.39) | 0:48.90[9] (0:11.77) | 0:37.13[9] (0:11.98) | 0:25.15[9] (0:12.37) | 0:12.78[6] (0:12.78) |
| Average Speed [km/h] | 41.7 | 64.2 | 62.7 | 63.2 | 61.5 | 61.5 | 58.7 | 56.2 |
| Top Speed [km/h] | 63.5 | 64.6 | 64.0 | 64.9 | 62.6 | 64.0 | 60.5 | 57.6 |
| Avg. Dist. to Rail [m] | 4.9 | 0.7 | 1.3 | 2.4 | 2.5 | 3.9 | 4.0 | 4.3 |
| Avg. Stride Freq. [Hz] | 2.2 | 2.5 | 2.5 | 2.5 | 2.4 | 2.4 | 2.4 | 2.3 |
| Avg. Stride Length [m] | 5.1 | 7.2 | 7.1 | 7.2 | 7.2 | 7.1 | 6.9 | 6.6 |



[] Ranking at each section and finish
 -:-:- No data available at this section
 NA No data available

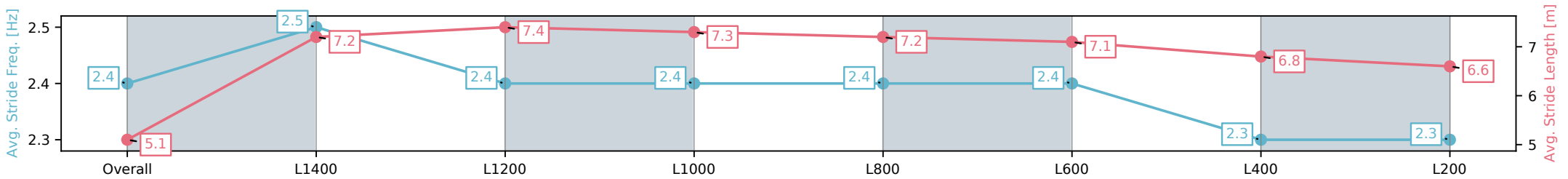
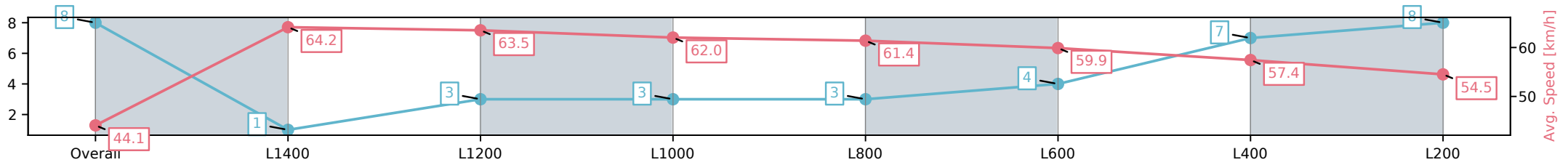
| | |
|--------------------------------|-----------------------------|
| Horse/Jockey Name | REIGNING STAR/Alana Livesey |
| Finish Rank | 8 |
| Fastest Section Time (Section) | 0:11.23 (L1400) |
| Top Speed [km/h] (Section) | 65.0 (L1400) |
| Race State | Finished |



Morphettville Parks SA - Professional
 Race 4: Adelaide Cup Day March 10 Maiden Plate - 1550m
 29 January 2025 - 3:25PM
 Track Rating: Good 4, Weather: Fine, Rail Position: + 9m
 1000m-400m, + 7m Remainder



| Section | Overall | L1400 | L1200 | L1000 | L800 | L600 | L400 | L200 |
|------------------------|-------------------------|-------------------------|-------------------------|-------------------------|-------------------------|-------------------------|-------------------------|-------------------------|
| Section Times | 1:36.53[8] (0:12.26) | 1:24.27[1] (0:11.23) | 1:13.04[3] (0:11.42) | 1:01.62[3] (0:11.63) | 0:49.99[3] (0:11.84) | 0:38.15[4] (0:12.37) | 0:25.78[7] (0:12.64) | 0:13.14[8] (0:13.14) |
| Average Speed [km/h] | 44.1 | 64.2 | 63.5 | 62.0 | 61.4 | 59.9 | 57.4 | 54.5 |
| Top Speed [km/h] | 64.8 | 65.0 | 64.6 | 63.0 | 63.0 | 61.2 | 58.9 | 60.1 |
| Avg. Dist. to Rail [m] | 5.5 | 0.2 | 1.4 | 3.6 | 3.3 | 4.8 | 3.5 | 4.0 |
| Avg. Stride Freq. [Hz] | 2.4 | 2.5 | 2.4 | 2.4 | 2.4 | 2.4 | 2.3 | 2.3 |
| Avg. Stride Length [m] | 5.1 | 7.2 | 7.4 | 7.3 | 7.2 | 7.1 | 6.8 | 6.6 |



[] Ranking at each section and finish
 -:-:- No data available at this section
 NA No data available

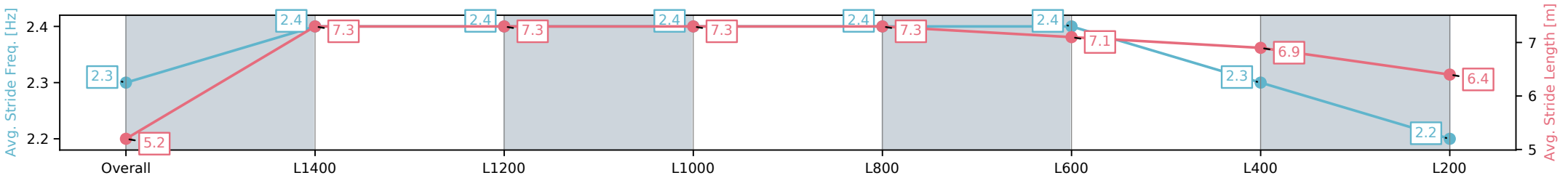
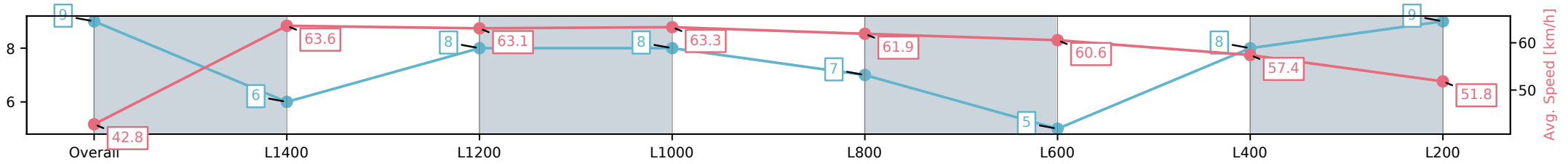
| | |
|--------------------------------|-------------------------|
| Horse/Jockey Name | ON TIK/Margaret Collett |
| Finish Rank | 9 |
| Fastest Section Time (Section) | 0:11.33 (L1400) |
| Top Speed [km/h] (Section) | 65.0 (L1400) |
| Race State | Finished |



Morphettville Parks SA - Professional
 Race 4: Adelaide Cup Day March 10 Maiden Plate - 1550m
 29 January 2025 - 3:25PM
 Track Rating: Good 4, Weather: Fine, Rail Position: + 9m
 1000m-400m, + 7m Remainder



| Section | Overall | L1400 | L1200 | L1000 | L800 | L600 | L400 | L200 |
|------------------------|-------------------------|-------------------------|-------------------------|-------------------------|-------------------------|-------------------------|-------------------------|-------------------------|
| Section Times | 1:37.26[9] (0:12.65) | 1:24.61[6] (0:11.33) | 1:13.28[8] (0:11.43) | 1:01.85[8] (0:11.38) | 0:50.47[7] (0:11.75) | 0:38.72[5] (0:12.23) | 0:26.49[8] (0:12.65) | 0:13.84[9] (0:13.84) |
| Average Speed [km/h] | 42.8 | 63.6 | 63.1 | 63.3 | 61.9 | 60.6 | 57.4 | 51.8 |
| Top Speed [km/h] | 64.9 | 65.0 | 63.9 | 64.4 | 62.6 | 61.8 | 59.2 | 55.0 |
| Avg. Dist. to Rail [m] | 7.6 | 0.8 | 0.6 | 2.4 | 3.0 | 4.6 | 5.8 | 5.3 |
| Avg. Stride Freq. [Hz] | 2.3 | 2.4 | 2.4 | 2.4 | 2.4 | 2.4 | 2.3 | 2.2 |
| Avg. Stride Length [m] | 5.2 | 7.3 | 7.3 | 7.3 | 7.3 | 7.1 | 6.9 | 6.4 |



[] Ranking at each section and finish
 -:-:- No data available at this section
 NA No data available

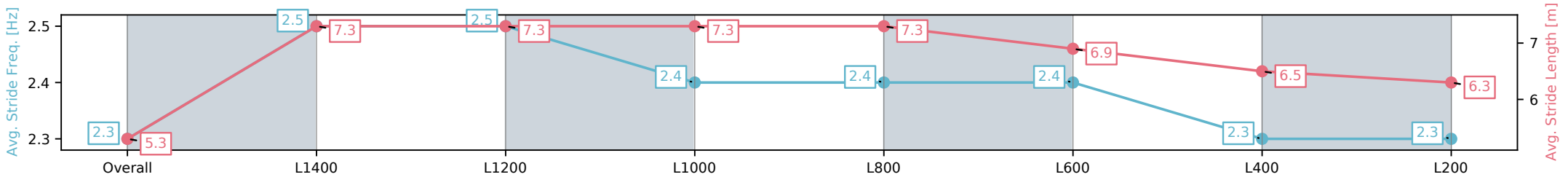
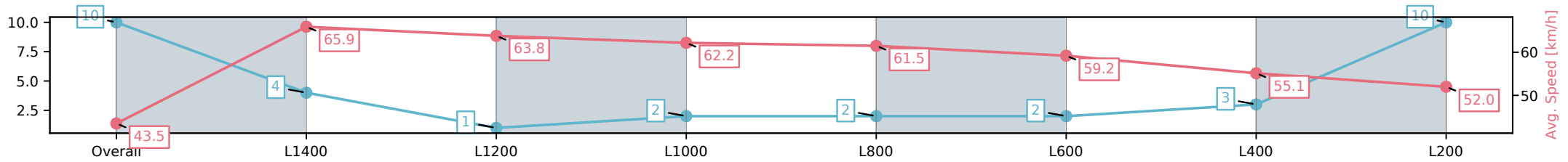
| | |
|--------------------------------|-----------------------------|
| Horse/Jockey Name | MISS NARRANGA/Justin Potter |
| Finish Rank | 10 |
| Fastest Section Time (Section) | 0:10.95 (L1400) |
| Top Speed [km/h] (Section) | 67.0 (L1400) |
| Race State | Finished |



Morphettville Parks SA - Professional
 Race 4: Adelaide Cup Day March 10 Maiden Plate - 1550m
 29 January 2025 - 3:25PM
 Track Rating: Good 4, Weather: Fine, Rail Position: + 9m
 1000m-400m, + 7m Remainder



| Section | Overall | L1400 | L1200 | L1000 | L800 | L600 | L400 | L200 |
|------------------------|--------------------------|-------------------------|-------------------------|-------------------------|-------------------------|-------------------------|-------------------------|--------------------------|
| Section Times | 1:37.45[10] (0:12.43) | 1:25.02[4] (0:10.95) | 1:14.07[1] (0:11.38) | 1:02.69[2] (0:11.60) | 0:51.09[2] (0:11.80) | 0:39.29[2] (0:12.37) | 0:26.92[3] (0:13.12) | 0:13.80[10] (0:13.80) |
| Average Speed [km/h] | 43.5 | 65.9 | 63.8 | 62.2 | 61.5 | 59.2 | 55.1 | 52.0 |
| Top Speed [km/h] | 64.8 | 67.0 | 65.5 | 63.3 | 63.2 | 61.1 | 58.1 | 53.3 |
| Avg. Dist. to Rail [m] | 10.4 | 2.7 | 1.6 | 2.4 | 2.5 | 3.0 | 2.4 | 2.6 |
| Avg. Stride Freq. [Hz] | 2.3 | 2.5 | 2.5 | 2.4 | 2.4 | 2.4 | 2.3 | 2.3 |
| Avg. Stride Length [m] | 5.3 | 7.3 | 7.3 | 7.3 | 7.3 | 6.9 | 6.5 | 6.3 |



[] Ranking at each section and finish
 -:-:- No data available at this section
 NA No data available