



RACINGSA

Morphettville Parks SA
Race 3: Hahn Fillies & Mares Maiden Plate - 1000m
29 January 2025 - 2:52PM



Morphettville

Track Rating: Good 4, Weather: Fine, Rail Position: + 9m 1000m-400m, + 7m Remainder

Section Field Times table with columns for Overall, L800, L600, L400, L200 and their respective times.

Main race results table with columns for Position, #, Horse/Jockey, Barrier, Top Speed, Fastest Section, First 400m, Margin, and Distance Travelled From Winner.

- Legend for symbols: [ ] Position in running, # Saddle cloth number, --- No data available, DNF Did not finish, NA No data available, DNT Did not track, Background shading for fastest section.



RACINGSA

# Morphettville Parks SA

## Race 3: Hahn Fillies & Mares Maiden Plate - 1000m

29 January 2025 - 2:52PM



Morphettville

Track Rating: Good 4, Weather: Fine, Rail Position: + 9m 1000m-400m, + 7m Remainder

Section	Overall	L800	L600	L400	L200
Field Times	0:58.77 (0:13.72)	0:45.05 (0:10.30)	0:34.76 (0:10.92)	0:23.83 (0:11.45)	0:12.38 (0:12.38)

Position	#	Horse/Jockey	Barrier	Top Speed [km/h]	Fastest Section	First 400m	Overall	L800	L600	L400	L200	Margin	Distance Travelled From Winner [m]
11	2	<b>DARK HELMET</b> Stacey Metcalfe	9	68.4	0:10.79	0:25.52	1:00.99 (0:14.73)	0:46.26 [12] (0:10.79)	0:35.47 [11] (0:11.64)	0:23.83 [10] (0:11.71)	0:12.12 [10] (0:12.12)	14.8L	+0
12	12	<b>TERMINAL SHOCK</b> Justin Potter	1	69.5	0:10.77	0:25.20	1:03.02 (0:14.43)	0:48.59 [9] (0:10.77)	0:37.82 [9] (0:11.99)	0:25.83 [12] (0:12.54)	0:13.29 [12] (0:13.28)	28.32L	+6

- [ ] Position in running at each section and finish
- #: Saddle cloth number
- :--:-- No data available at this section
- DNF Did not finish
- NA No data available
- DNT Did not track
- █ Background shading for fastest section

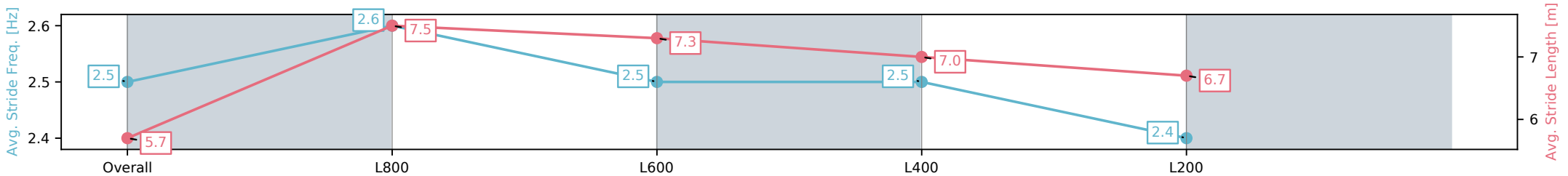
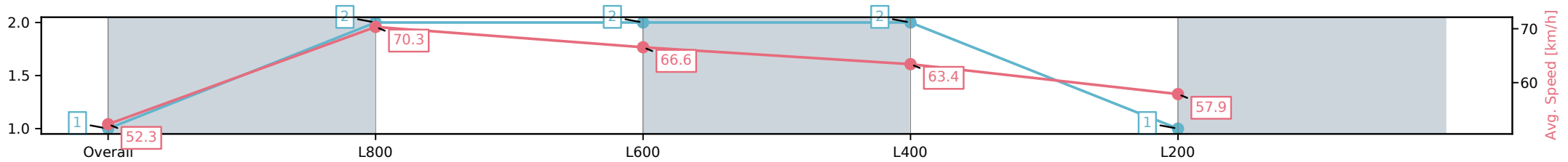
Horse/Jockey Name	BEURRE ROUGE/Teagan Voorham
Finish Rank	1
Fastest Section Time (Section)	0:10.27 (L800)
Top Speed [km/h] (Section)	72.4 (Overall)
Race State	Finished



Morphettville Parks SA - Professional  
 Race 3: Hahn Fillies & Mares Maiden Plate - 1000m  
 29 January 2025 - 2:52PM  
 Track Rating: Good 4, Weather: Fine, Rail Position: + 9m  
 1000m-400m, + 7m Remainder



Section	Overall	L800	L600	L400	L200
Section Times	0:58.77[1] (0:13.79)	0:44.98[2] (0:10.27)	0:34.71[2] (0:10.91)	0:23.80[2] (0:11.41)	0:12.39[1] (0:12.39)
Average Speed [km/h]	52.3	70.3	66.6	63.4	57.9
Top Speed [km/h]	72.4	72.4	67.6	65.7	61.5
Avg. Dist. to Rail [m]	5.3	1.7	1.4	2.1	3.0
Avg. Stride Freq. [Hz]	2.5	2.6	2.5	2.5	2.4
Avg. Stride Length [m]	5.7	7.5	7.3	7.0	6.7



- [ ] Ranking at each section and finish
- :--:- No data available at this section
- NA No data available

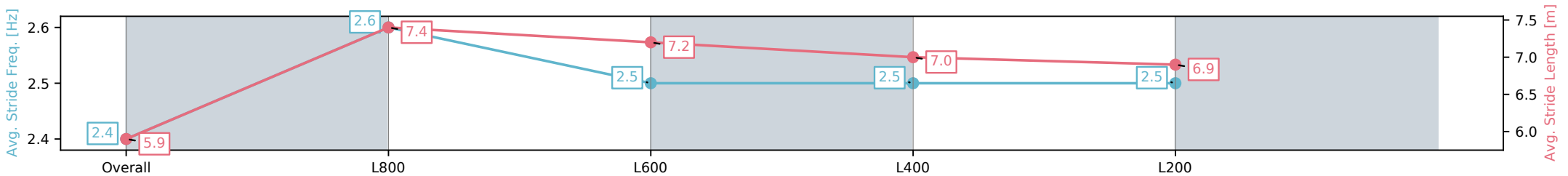
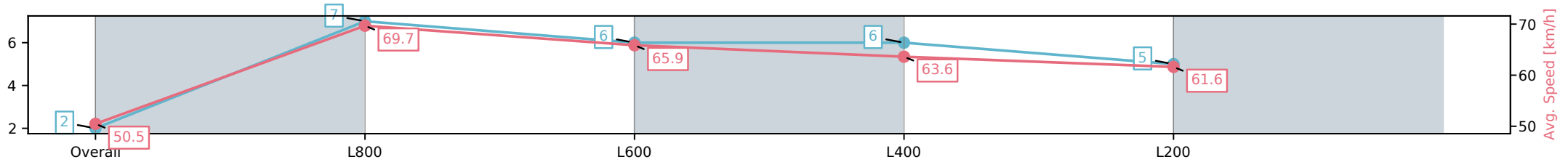
Horse/Jockey Name	SUPREME VALKYRIE/Jason Holder
Finish Rank	2
Fastest Section Time (Section)	0:10.40 (L800)
Top Speed [km/h] (Section)	71.4 (Overall)
Race State	Finished



Morphettville Parks SA - Professional  
 Race 3: Hahn Fillies & Mares Maiden Plate - 1000m  
 29 January 2025 - 2:52PM  
 Track Rating: Good 4, Weather: Fine, Rail Position: + 9m  
 1000m-400m, + 7m Remainder



Section	Overall	L800	L600	L400	L200
Section Times	0:58.79[2] (0:14.25)	0:44.54[7] (0:10.40)	0:34.14[6] (0:11.12)	0:23.02[6] (0:11.36)	0:11.66[5] (0:11.66)
Average Speed [km/h]	50.5	69.7	65.9	63.6	61.6
Top Speed [km/h]	69.3	71.4	67.3	64.4	62.2
Avg. Dist. to Rail [m]	7.7	2.7	2.6	3.3	5.1
Avg. Stride Freq. [Hz]	2.4	2.6	2.5	2.5	2.5
Avg. Stride Length [m]	5.9	7.4	7.2	7.0	6.9



- [ ] Ranking at each section and finish
- :-:- No data available at this section
- NA No data available

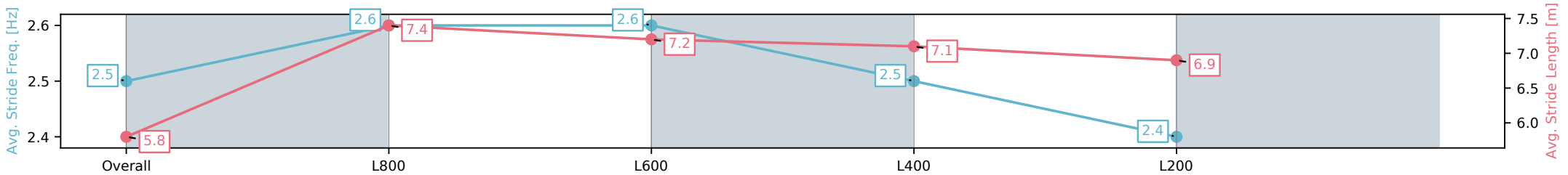
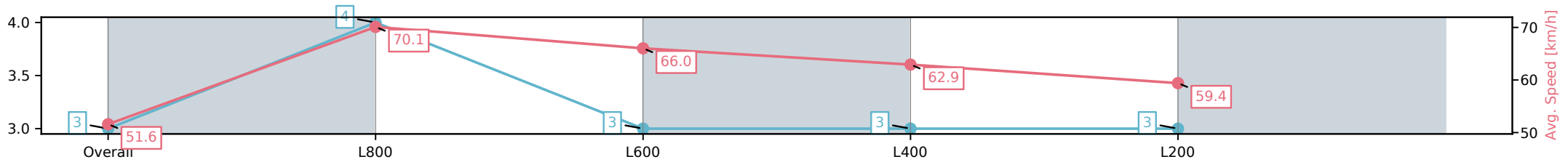
Horse/Jockey Name	SUMAMBISTARR/Ben Price
Finish Rank	3
Fastest Section Time (Section)	0:10.33 (L800)
Top Speed [km/h] (Section)	71.4 (Overall)
Race State	Finished



Morphettville Parks SA - Professional  
 Race 3: Hahn Fillies & Mares Maiden Plate - 1000m  
 29 January 2025 - 2:52PM  
 Track Rating: Good 4, Weather: Fine, Rail Position: + 9m  
 1000m-400m, + 7m Remainder



Section	Overall	L800	L600	L400	L200
Section Times	0:58.93[3] (0:13.96)	0:44.97[4] (0:10.33)	0:34.64[3] (0:11.05)	0:23.59[3] (0:11.52)	0:12.07[3] (0:12.07)
Average Speed [km/h]	51.6	70.1	66.0	62.9	59.4
Top Speed [km/h]	70.0	71.4	68.9	64.1	61.8
Avg. Dist. to Rail [m]	3.5	2.0	2.4	2.8	4.4
Avg. Stride Freq. [Hz]	2.5	2.6	2.6	2.5	2.4
Avg. Stride Length [m]	5.8	7.4	7.2	7.1	6.9



- [ ] Ranking at each section and finish
- :-:- No data available at this section
- NA No data available

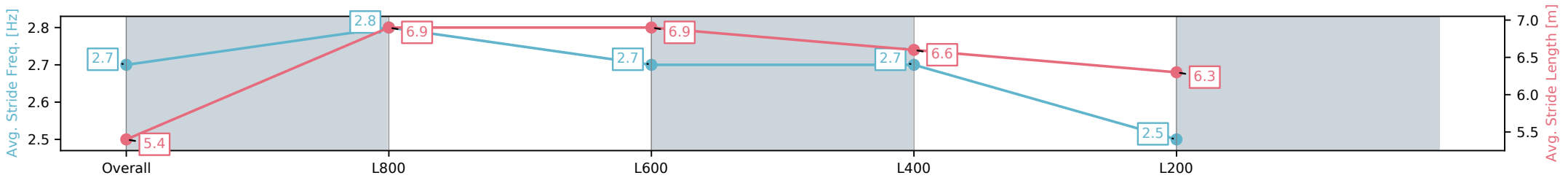
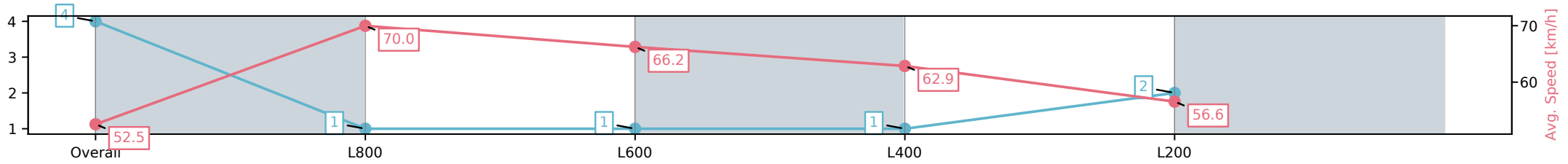
Horse/Jockey Name	LI'L BRAZEN/Kayla Crowther
Finish Rank	4
Fastest Section Time (Section)	0:10.30 (L800)
Top Speed [km/h] (Section)	71.6 (Overall)
Race State	Finished



Morphettville Parks SA - Professional  
 Race 3: Hahn Fillies & Mares Maiden Plate - 1000m  
 29 January 2025 - 2:52PM  
 Track Rating: Good 4, Weather: Fine, Rail Position: + 9m  
 1000m-400m, + 7m Remainder



Section	Overall	L800	L600	L400	L200
Section Times	0:59.10[4] (0:13.71)	0:45.39[1] (0:10.30)	0:35.09[1] (0:10.92)	0:24.17[1] (0:11.47)	0:12.70[2] (0:12.70)
Average Speed [km/h]	52.5	70.0	66.2	62.9	56.6
Top Speed [km/h]	71.6	71.4	67.6	64.9	60.7
Avg. Dist. to Rail [m]	4.4	1.0	0.7	0.6	0.4
Avg. Stride Freq. [Hz]	2.7	2.8	2.7	2.7	2.5
Avg. Stride Length [m]	5.4	6.9	6.9	6.6	6.3



[ ] Ranking at each section and finish  
 -:-:- No data available at this section  
 NA No data available

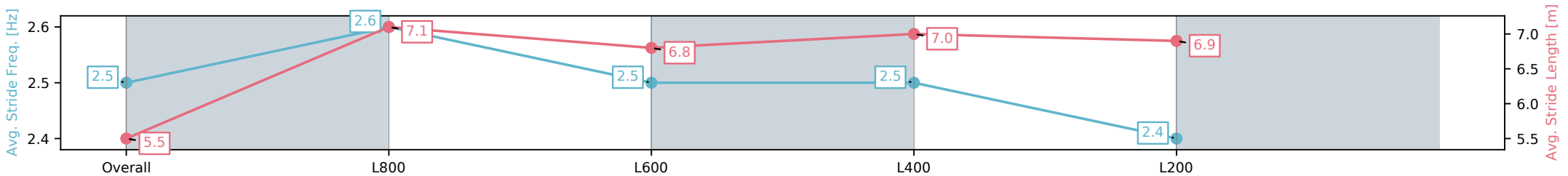
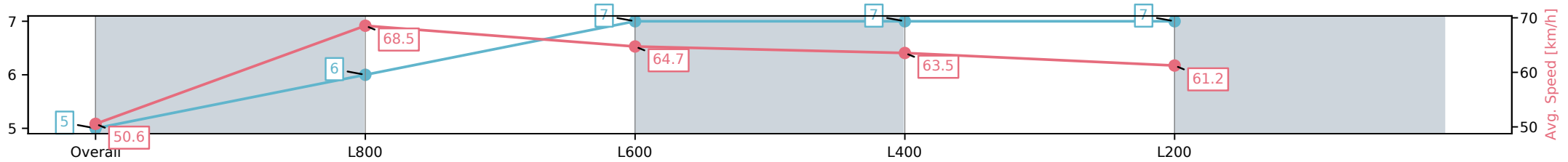
Horse/Jockey Name	GOLDE 'N' FIRE/Isaac Sit
Finish Rank	5
Fastest Section Time (Section)	0:10.54 (L800)
Top Speed [km/h] (Section)	69.8 (Overall)
Race State	Finished



Morphettville Parks SA - Professional  
 Race 3: Hahn Fillies & Mares Maiden Plate - 1000m  
 29 January 2025 - 2:52PM  
 Track Rating: Good 4, Weather: Fine, Rail Position: + 9m  
 1000m-400m, + 7m Remainder



Section	Overall	L800	L600	L400	L200
Section Times	0:59.10[5] (0:14.24)	0:44.86[6] (0:10.54)	0:34.32[7] (0:11.22)	0:23.10[7] (0:11.40)	0:11.70[7] (0:11.70)
Average Speed [km/h]	50.6	68.5	64.7	63.5	61.2
Top Speed [km/h]	69.1	69.8	66.2	63.9	63.6
Avg. Dist. to Rail [m]	3.4	1.5	1.5	3.1	3.2
Avg. Stride Freq. [Hz]	2.5	2.6	2.5	2.5	2.4
Avg. Stride Length [m]	5.5	7.1	6.8	7.0	6.9



- [ ] Ranking at each section and finish
- :-:- No data available at this section
- NA No data available

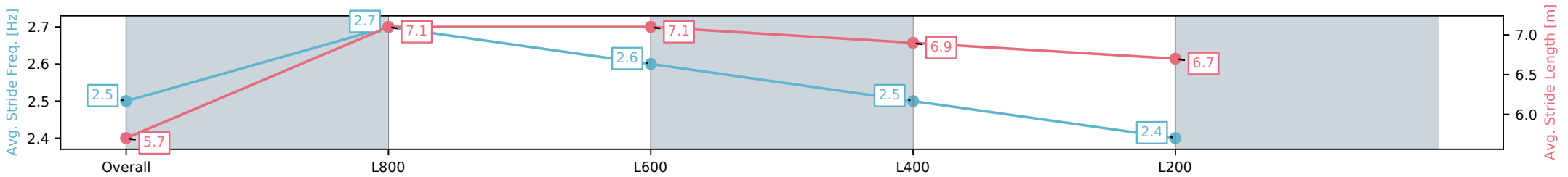
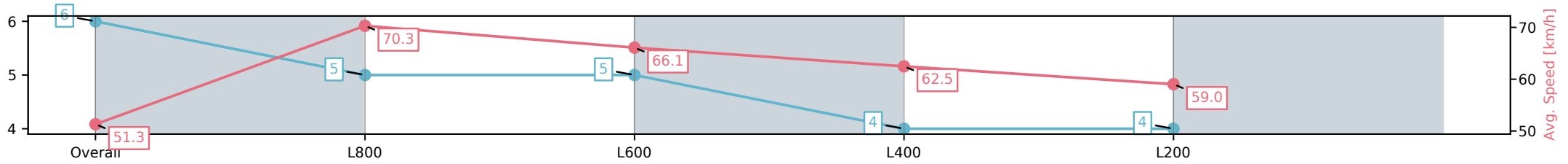
Horse/Jockey Name	RICH APPETITE/Jacob Opperman
Finish Rank	6
Fastest Section Time (Section)	0:10.30 (L800)
Top Speed [km/h] (Section)	72.0 (Overall)
Race State	Finished



Morphettville Parks SA - Professional  
 Race 3: Hahn Fillies & Mares Maiden Plate - 1000m  
 29 January 2025 - 2:52PM  
 Track Rating: Good 4, Weather: Fine, Rail Position: + 9m  
 1000m-400m, + 7m Remainder



Section	Overall	L800	L600	L400	L200
Section Times	0:59.19[6] (0:14.06)	0:45.13[5] (0:10.30)	0:34.83[5] (0:11.06)	0:23.77[4] (0:11.59)	0:12.18[4] (0:12.18)
Average Speed [km/h]	51.3	70.3	66.1	62.5	59.0
Top Speed [km/h]	71.7	72.0	68.1	64.7	61.3
Avg. Dist. to Rail [m]	6.0	2.7	2.6	3.9	5.7
Avg. Stride Freq. [Hz]	2.5	2.7	2.6	2.5	2.4
Avg. Stride Length [m]	5.7	7.1	7.1	6.9	6.7



[ ] Ranking at each section and finish  
 -:-:- No data available at this section  
 NA No data available



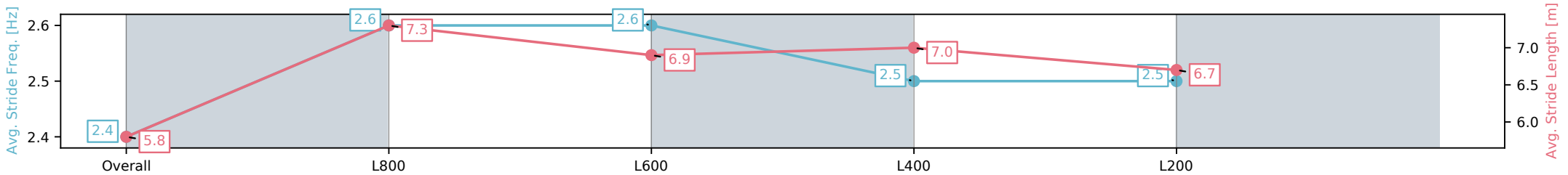
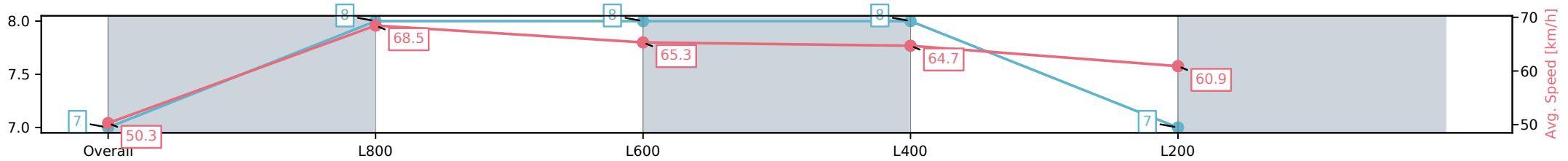
Horse/Jockey Name	PARTY ON/Todd Pannell
Finish Rank	7
Fastest Section Time (Section)	0:10.60 (L800)
Top Speed [km/h] (Section)	69.6 (Overall)
Race State	Finished



Morphettville Parks SA - Professional  
 Race 3: Hahn Fillies & Mares Maiden Plate - 1000m  
 29 January 2025 - 2:52PM  
 Track Rating: Good 4, Weather: Fine, Rail Position: + 9m  
 1000m-400m, + 7m Remainder



Section	Overall	L800	L600	L400	L200
Section Times	0:59.20[7] (0:14.33)	0:44.87[8] (0:10.60)	0:34.27[8] (0:11.26)	0:23.01[8] (0:11.21)	0:11.80[7] (0:11.80)
Average Speed [km/h]	50.3	68.5	65.3	64.7	60.9
Top Speed [km/h]	69.0	69.6	67.0	65.8	63.7
Avg. Dist. to Rail [m]	9.3	3.9	3.4	5.1	6.7
Avg. Stride Freq. [Hz]	2.4	2.6	2.6	2.5	2.5
Avg. Stride Length [m]	5.8	7.3	6.9	7.0	6.7



[ ] Ranking at each section and finish  
 -:-:- No data available at this section  
 NA No data available

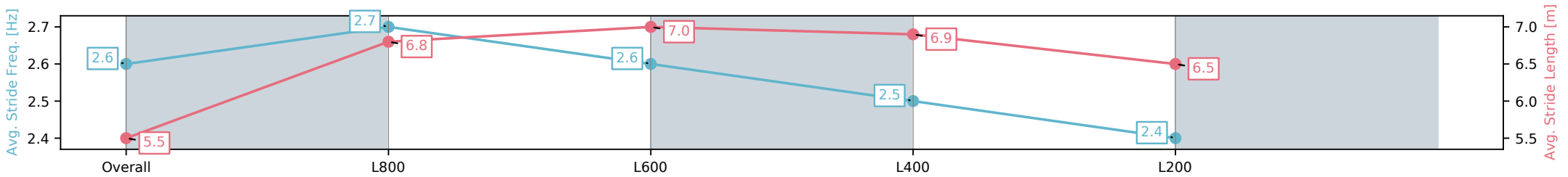
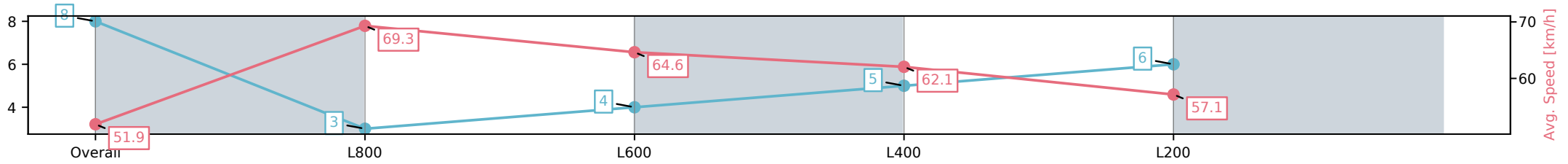
Horse/Jockey Name	ROCKLEIGH BELLE/Alan Lai
Finish Rank	8
Fastest Section Time (Section)	0:10.41 (L800)
Top Speed [km/h] (Section)	71.1 (Overall)
Race State	Finished



Morphettville Parks SA - Professional  
 Race 3: Hahn Fillies & Mares Maiden Plate - 1000m  
 29 January 2025 - 2:52PM  
 Track Rating: Good 4, Weather: Fine, Rail Position: + 9m  
 1000m-400m, + 7m Remainder



Section	Overall	L800	L600	L400	L200
Section Times	0:59.85[8] (0:13.91)	0:45.94[3] (0:10.41)	0:35.53[4] (0:11.28)	0:24.24[5] (0:11.68)	0:12.56[6] (0:12.56)
Average Speed [km/h]	51.9	69.3	64.6	62.1	57.1
Top Speed [km/h]	70.7	71.1	66.2	63.5	60.5
Avg. Dist. to Rail [m]	2.2	1.2	2.2	2.4	1.3
Avg. Stride Freq. [Hz]	2.6	2.7	2.6	2.5	2.4
Avg. Stride Length [m]	5.5	6.8	7.0	6.9	6.5



- [ ] Ranking at each section and finish
- :-:- No data available at this section
- NA No data available

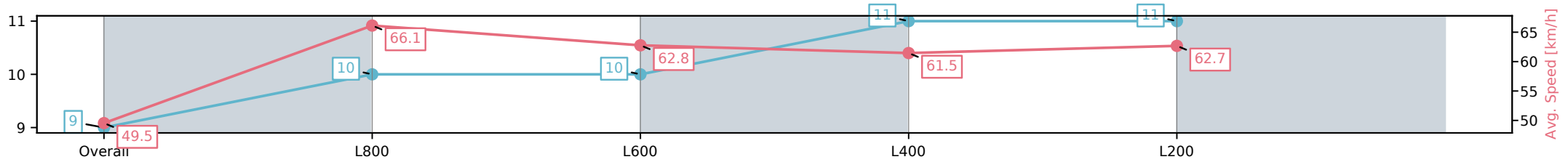
Horse/Jockey Name	PACIFIC JEWEL/Brooke King
Finish Rank	9
Fastest Section Time (Section)	0:10.94 (L800)
Top Speed [km/h] (Section)	67.8 (Overall)
Race State	Finished



Morphettville Parks SA - Professional  
 Race 3: Hahn Fillies & Mares Maiden Plate - 1000m  
 29 January 2025 - 2:52PM  
 Track Rating: Good 4, Weather: Fine, Rail Position: + 9m  
 1000m-400m, + 7m Remainder



Section	Overall	L800	L600	L400	L200
Section Times	1:00.52[9] (0:14.55)	0:45.97[10] (0:10.94)	0:35.03[10] (0:11.69)	0:23.34[11] (0:11.89)	0:11.45[11] (0:11.45)
Average Speed [km/h]	49.5	66.1	62.8	61.5	62.7
Top Speed [km/h]	67.1	67.8	64.7	63.4	64.0
Avg. Dist. to Rail [m]	5.7	2.0	3.0	10.0	9.8
Avg. Stride Freq. [Hz]	2.4	2.5	2.4	2.4	2.4
Avg. Stride Length [m]	5.5	6.8	6.8	6.8	6.7



- [ ] Ranking at each section and finish
- :-:- No data available at this section
- NA No data available

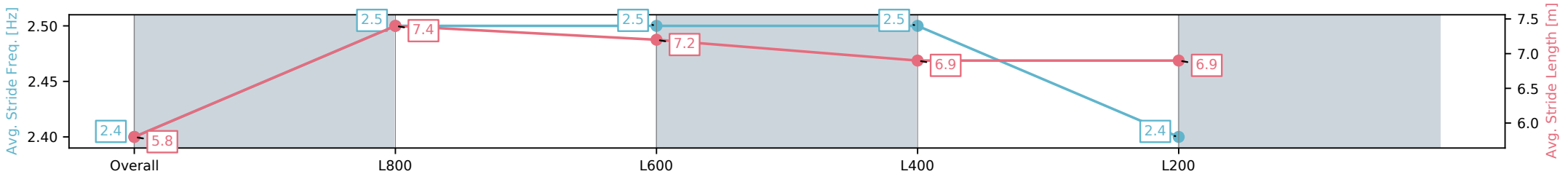
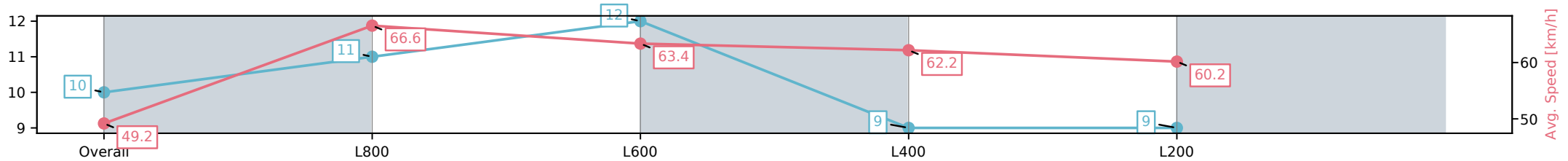
Horse/Jockey Name	TRUPTICON/Rochelle Milnes
Finish Rank	10
Fastest Section Time (Section)	0:10.90 (L800)
Top Speed [km/h] (Section)	67.5 (Overall)
Race State	Finished



Morphettville Parks SA - Professional  
 Race 3: Hahn Fillies & Mares Maiden Plate - 1000m  
 29 January 2025 - 2:52PM  
 Track Rating: Good 4, Weather: Fine, Rail Position: + 9m  
 1000m-400m, + 7m Remainder



Section	Overall	L800	L600	L400	L200
Section Times	1:00.63[10] (0:14.65)	0:45.98[11] (0:10.90)	0:35.08[12] (0:11.52)	0:23.56[9] (0:11.62)	0:11.94[9] (0:11.94)
Average Speed [km/h]	49.2	66.6	63.4	62.2	60.2
Top Speed [km/h]	66.7	67.5	64.4	63.0	62.2
Avg. Dist. to Rail [m]	8.3	2.9	2.3	2.8	2.4
Avg. Stride Freq. [Hz]	2.4	2.5	2.5	2.5	2.4
Avg. Stride Length [m]	5.8	7.4	7.2	6.9	6.9



[ ] Ranking at each section and finish  
 -:-:- No data available at this section  
 NA No data available

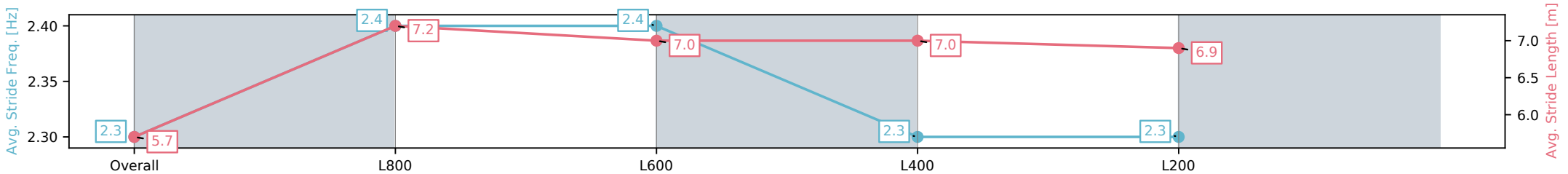
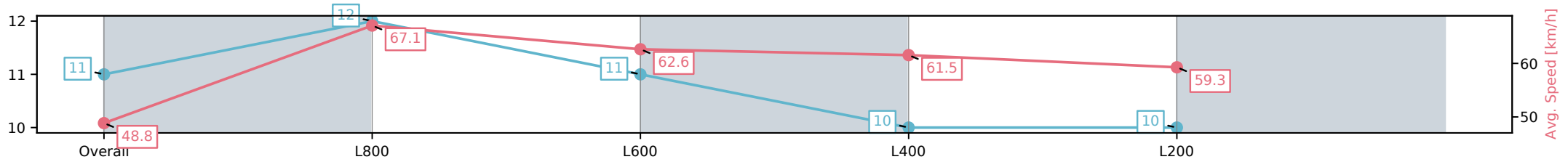
Horse/Jockey Name	DARK HELMET/Stacey Metcalfe
Finish Rank	11
Fastest Section Time (Section)	0:10.79 (L800)
Top Speed [km/h] (Section)	68.4 (Overall)
Race State	Finished



Morphettville Parks SA - Professional  
 Race 3: Hahn Fillies & Mares Maiden Plate - 1000m  
 29 January 2025 - 2:52PM  
 Track Rating: Good 4, Weather: Fine, Rail Position: + 9m  
 1000m-400m, + 7m Remainder



Section	Overall	L800	L600	L400	L200
Section Times	1:00.99[11] (0:14.73)	0:46.26[12] (0:10.79)	0:35.47[11] (0:11.64)	0:23.83[10] (0:11.71)	0:12.12[10] (0:12.12)
Average Speed [km/h]	48.8	67.1	62.6	61.5	59.3
Top Speed [km/h]	67.7	68.4	64.7	62.0	61.3
Avg. Dist. to Rail [m]	6.8	1.5	1.7	2.1	2.3
Avg. Stride Freq. [Hz]	2.3	2.4	2.4	2.3	2.3
Avg. Stride Length [m]	5.7	7.2	7.0	7.0	6.9



[ ] Ranking at each section and finish  
 -:-:- No data available at this section  
 NA No data available

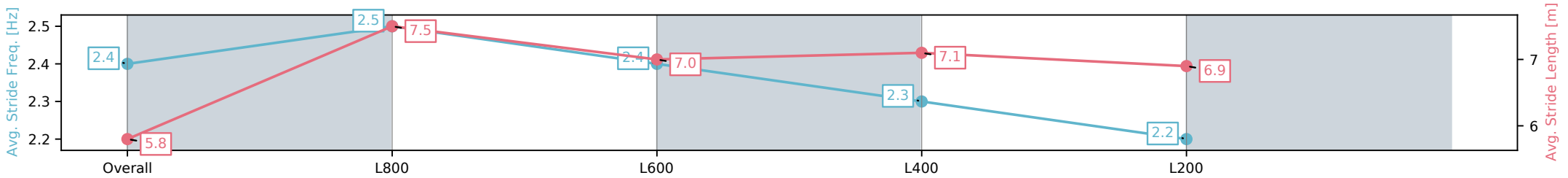
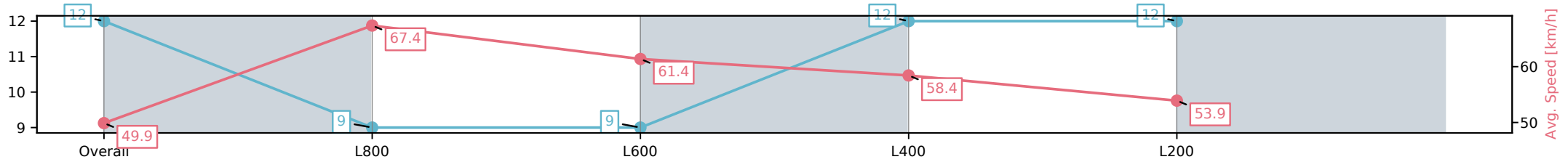
Horse/Jockey Name	TERMINAL SHOCK/Justin Potter
Finish Rank	12
Fastest Section Time (Section)	0:10.77 (L800)
Top Speed [km/h] (Section)	69.5 (Overall)
Race State	Finished



Morphettville Parks SA - Professional  
 Race 3: Hahn Fillies & Mares Maiden Plate - 1000m  
 29 January 2025 - 2:52PM  
 Track Rating: Good 4, Weather: Fine, Rail Position: + 9m  
 1000m-400m, + 7m Remainder



Section	Overall	L800	L600	L400	L200
Section Times	1:03.02[12] (0:14.43)	0:48.59[9] (0:10.77)	0:37.82[9] (0:11.99)	0:25.83[12] (0:12.54)	0:13.29[12] (0:13.28)
Average Speed [km/h]	49.9	67.4	61.4	58.4	53.9
Top Speed [km/h]	69.4	69.5	64.2	59.6	59.2
Avg. Dist. to Rail [m]	2.0	1.9	3.6	11.0	15.5
Avg. Stride Freq. [Hz]	2.4	2.5	2.4	2.3	2.2
Avg. Stride Length [m]	5.8	7.5	7.0	7.1	6.9



- [ ] Ranking at each section and finish
- :-:- No data available at this section
- NA No data available