



RACINGSA

Morphettville Parks SA

Race 2: Fleurieu Milk Company Colts, Geldings & Entires Maiden Plate - 1000m

29 January 2025 - 2:15PM



Morphettville

Track Rating: Good 4, Weather: Fine, Rail Position: + 9m 1000m-400m, + 7m Remainder

Section	Overall	L800	L600	L400	L200
Field Times	0:58.64 (0:14.37)	0:44.27 (0:10.85)	0:33.42 (0:11.08)	0:22.34 (0:10.98)	0:11.37 (0:11.37)

Position	#	Horse/Jockey	Barrier	Top Speed [km/h]	Fastest Section	First 400m	Overall	L800	L600	L400	L200	Margin	Distance Travelled From Winner [m]
1	8	STEEL TSUNAMI Rochelle Milnes	7	67.4 1000-800	0:10.85 800-600	0:25.21	0:58.64 (0:14.36)	0:44.28 [1] (0:10.85)	0:33.43 [1] (0:11.08)	0:22.35 [1] (0:10.98)	0:11.37 [1] (0:11.37)	0:58.64	
2	1	ARAMOSO Jake Toeroek	8	67.8 1000-800	0:10.85 800-600	0:25.28	0:58.70 (0:14.44)	0:44.26 [3] (0:10.85)	0:33.41 [2] (0:11.02)	0:22.39 [2] (0:11.00)	0:11.39 [2] (0:11.39)	0.44L	+4
3	10	UP THE DEN Todd Pannell	5	67.3 1000-800	0:10.92 800-600	0:25.53	0:58.89 (0:14.61)	0:44.28 [6] (0:10.92)	0:33.36 [4] (0:11.13)	0:22.23 [4] (0:11.01)	0:11.22 [4] (0:11.22)	1.7L	+4
4	4	ALL SHOT Jacob Opperman	1	67.0 600-400	0:10.99 400-200	0:25.57	0:58.90 (0:14.52)	0:44.38 [4] (0:11.06)	0:33.32 [5] (0:11.15)	0:22.17 [5] (0:10.99)	0:11.18 [5] (0:11.18)	1.79L	+1
5	2	LORD VALEN Jason Holder	9	67.2 600-400	0:11.04 800-600	0:25.42	0:58.93 (0:14.38)	0:44.55 [2] (0:11.04)	0:33.51 [3] (0:11.12)	0:22.39 [3] (0:11.05)	0:11.34 [3] (0:11.34)	1.94L	+3
6	9	TRIPOD TERROR Matthew Chadwick	4	67.4 600-400	0:10.83 400-200	0:26.19	0:59.14 (0:15.09)	0:44.05 [9] (0:11.10)	0:32.95 [9] (0:10.87)	0:22.08 [9] (0:10.83)	0:11.25 [8] (0:11.25)	3.33L	-2
7	7	ROUND TWO Ben Price	2	66.9 600-400	0:10.90 600-400	0:25.94	0:59.16 (0:14.89)	0:44.27 [8] (0:11.05)	0:33.22 [8] (0:10.90)	0:22.32 [8] (0:10.93)	0:11.39 [6] (0:11.39)	3.48L	-3
8	6	COCONATA Teagan Voorham	6	67.7 800-600	0:11.00 800-600	0:25.78	0:59.33 (0:14.78)	0:44.55 [7] (0:11.00)	0:33.55 [7] (0:11.02)	0:22.53 [7] (0:11.05)	0:11.48 [7] (0:11.48)	4.64L	+5
9	3	MATEO Jessica Tzaferis	3	66.2 800-600	0:11.00 600-400	0:25.75	0:59.82 (0:14.60)	0:45.22 [5] (0:11.15)	0:34.07 [6] (0:11.00)	0:23.07 [6] (0:11.27)	0:11.80 [9] (0:11.80)	7.89L	-2

Scratched: City United (#5)

- [] Position in running at each section and finish
- #: Saddle cloth number
- :-:-- No data available at this section
- DNF Did not finish
- NA No data available
- DNT Did not track
- █ Background shading for fastest section

Horse/Jockey Name	STEEL TSUNAMI/Rochelle Milnes
Finish Rank	1
Fastest Section Time (Section)	0:10.85 (L800)
Top Speed [km/h] (Section)	67.4 (Overall)
Race State	Finished



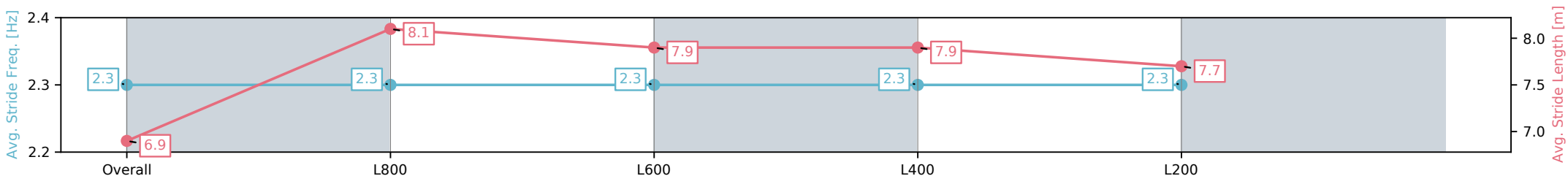
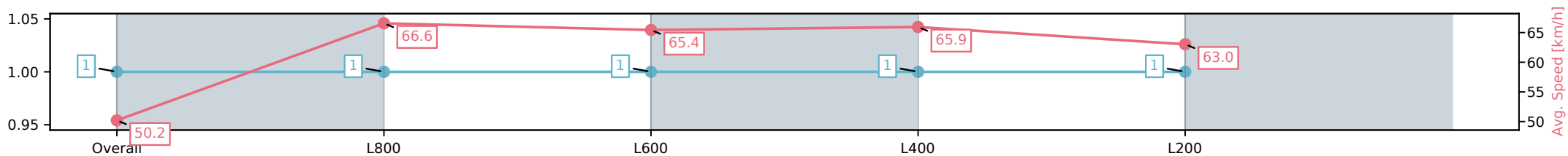
Morphettville Parks SA - Professional
Race 2: Fleurieu Milk Company Colts, Geldings & Entires
Maiden Plate - 1000m



29 January 2025 - 2:15PM

Track Rating: Good 4, Weather: Fine, Rail Position: + 9m
1000m-400m, + 7m Remainder

Section	Overall	L800	L600	L400	L200
Section Times	0:58.64[1] (0:14.36)	0:44.28[1] (0:10.85)	0:33.43[1] (0:11.08)	0:22.35[1] (0:10.98)	0:11.37[1] (0:11.37)
Average Speed [km/h]	50.2	66.6	65.4	65.9	63.0
Top Speed [km/h]	66.3	67.4	66.4	67.1	65.8
Avg. Dist. to Rail [m]	3.8	1.2	1.1	2.9	3.4
Avg. Stride Freq. [Hz]	2.3	2.3	2.3	2.3	2.3
Avg. Stride Length [m]	6.9	8.1	7.9	7.9	7.7



- [] Ranking at each section and finish
- :-:- No data available at this section
- NA No data available

Horse/Jockey Name	ARAMOSO/Jake Toeroek
Finish Rank	2
Fastest Section Time (Section)	0:10.85 (L800)
Top Speed [km/h] (Section)	67.8 (Overall)
Race State	Finished



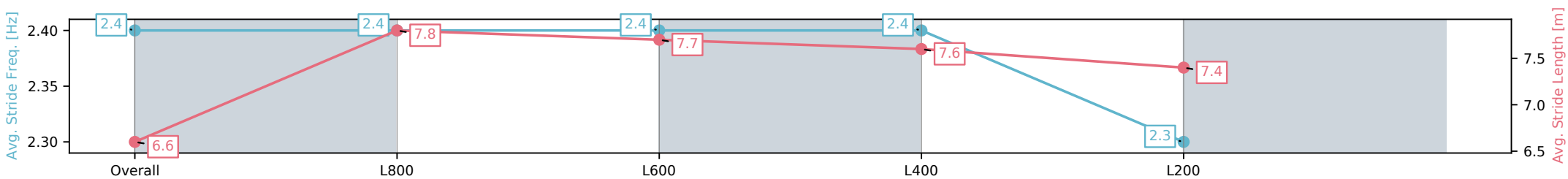
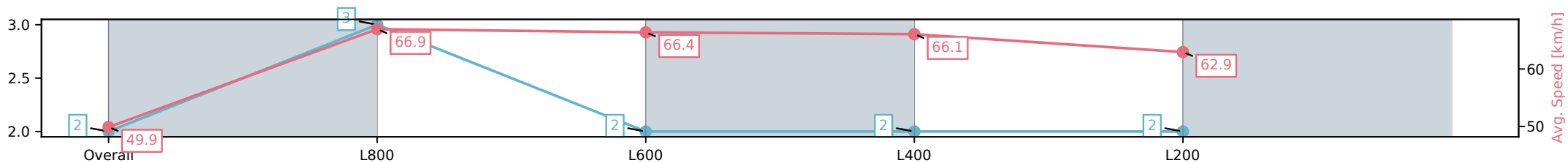
Morphettville Parks SA - Professional
 Race 2: Fleurieu Milk Company Colts, Geldings & Entires
 Maiden Plate - 1000m



29 January 2025 - 2:15PM

Track Rating: Good 4, Weather: Fine, Rail Position: + 9m
 1000m-400m, + 7m Remainder

Section	Overall	L800	L600	L400	L200
Section Times	0:58.70[2] (0:14.44)	0:44.26[3] (0:10.85)	0:33.41[2] (0:11.02)	0:22.39[2] (0:11.00)	0:11.39[2] (0:11.39)
Average Speed [km/h]	49.9	66.9	66.4	66.1	62.9
Top Speed [km/h]	67.8	67.8	67.7	67.1	65.4
Avg. Dist. to Rail [m]	5.7	3.8	2.6	5.1	5.2
Avg. Stride Freq. [Hz]	2.4	2.4	2.4	2.4	2.3
Avg. Stride Length [m]	6.6	7.8	7.7	7.6	7.4



- [] Ranking at each section and finish
- :-:- No data available at this section
- NA No data available

Horse/Jockey Name	UP THE DEN/Todd Pannell
Finish Rank	3
Fastest Section Time (Section)	0:10.92 (L800)
Top Speed [km/h] (Section)	67.3 (Overall)
Race State	Finished



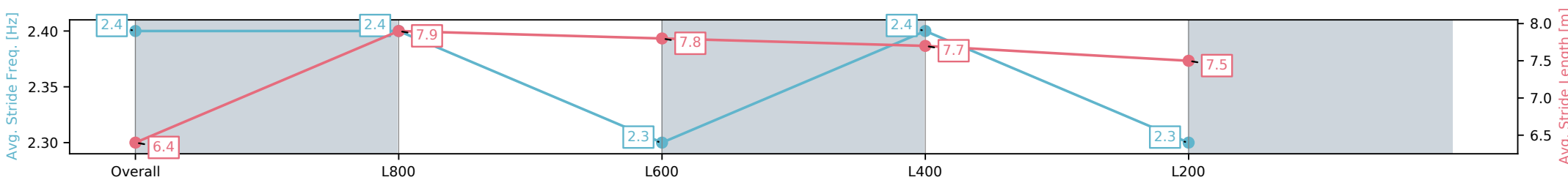
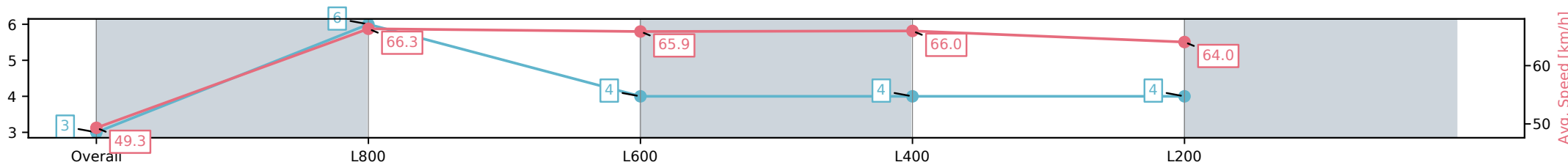
Morphettville Parks SA - Professional
Race 2: Fleurieu Milk Company Colts, Geldings & Entires
Maiden Plate - 1000m



29 January 2025 - 2:15PM

Track Rating: Good 4, Weather: Fine, Rail Position: + 9m
1000m-400m, + 7m Remainder

Section	Overall	L800	L600	L400	L200
Section Times	0:58.89[3] (0:14.61)	0:44.28[6] (0:10.92)	0:33.36[4] (0:11.13)	0:22.23[4] (0:11.01)	0:11.22[4] (0:11.22)
Average Speed [km/h]	49.3	66.3	65.9	66.0	64.0
Top Speed [km/h]	66.0	67.3	66.9	66.7	65.6
Avg. Dist. to Rail [m]	4.6	2.8	3.0	5.4	6.9
Avg. Stride Freq. [Hz]	2.4	2.4	2.3	2.4	2.3
Avg. Stride Length [m]	6.4	7.9	7.8	7.7	7.5



- [] Ranking at each section and finish
- :-:- No data available at this section
- NA No data available

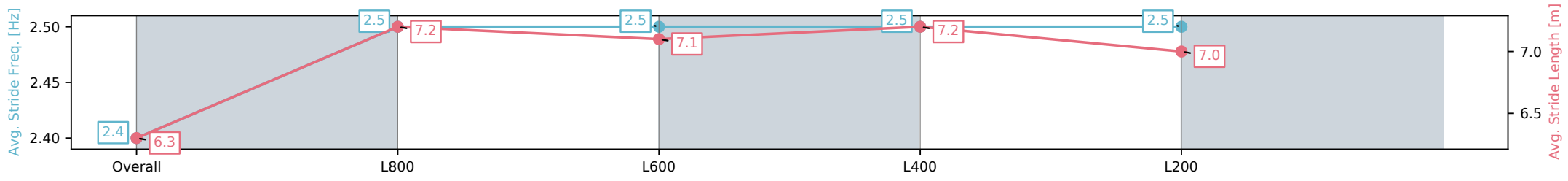
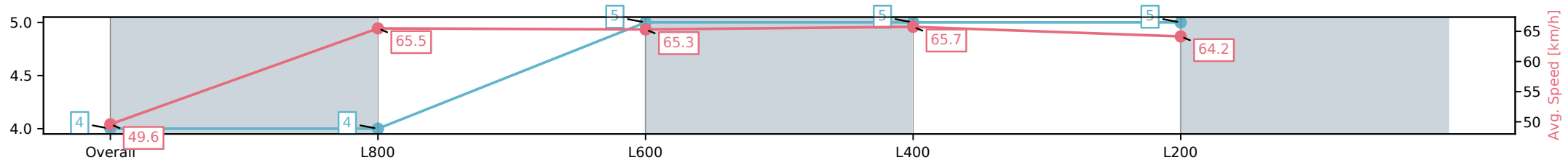
Horse/Jockey Name	ALL SHOT/Jacob Opperman
Finish Rank	4
Fastest Section Time (Section)	0:10.99 (L400)
Top Speed [km/h] (Section)	67.0 (L600)
Race State	Finished



Morphettville Parks SA - Professional
 Race 2: Fleurieu Milk Company Colts, Geldings & Entires
 Maiden Plate - 1000m
 29 January 2025 - 2:15PM
 Track Rating: Good 4, Weather: Fine, Rail Position: + 9m
 1000m-400m, + 7m Remainder



Section	Overall	L800	L600	L400	L200
Section Times	0:58.90[4] (0:14.52)	0:44.38[4] (0:11.06)	0:33.32[5] (0:11.15)	0:22.17[5] (0:10.99)	0:11.18[5] (0:11.18)
Average Speed [km/h]	49.6	65.5	65.3	65.7	64.2
Top Speed [km/h]	64.7	66.1	66.2	67.0	66.5
Avg. Dist. to Rail [m]	1.0	1.1	1.9	1.5	0.6
Avg. Stride Freq. [Hz]	2.4	2.5	2.5	2.5	2.5
Avg. Stride Length [m]	6.3	7.2	7.1	7.2	7.0



[] Ranking at each section and finish
 -:-:- No data available at this section
 NA No data available

Horse/Jockey Name	LORD VALEN/Jason Holder
Finish Rank	5
Fastest Section Time (Section)	0:11.04 (L800)
Top Speed [km/h] (Section)	67.2 (L600)
Race State	Finished



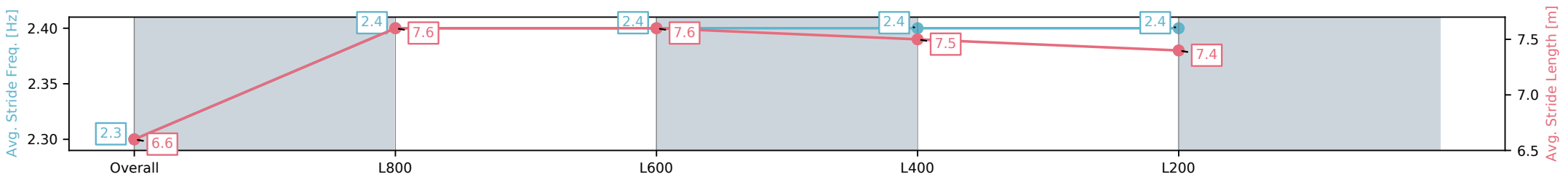
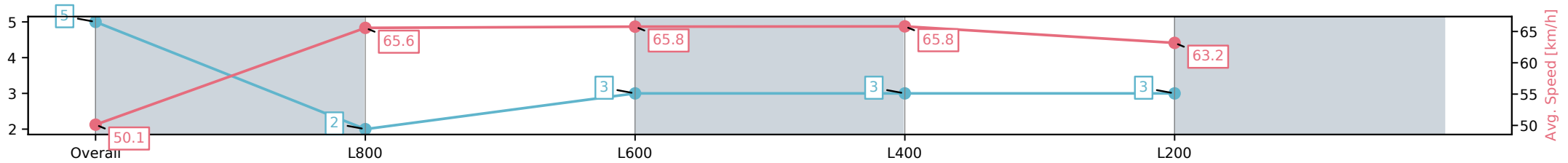
Morphettville Parks SA - Professional
 Race 2: Fleurieu Milk Company Colts, Geldings & Entires
 Maiden Plate - 1000m



29 January 2025 - 2:15PM

Track Rating: Good 4, Weather: Fine, Rail Position: + 9m
 1000m-400m, + 7m Remainder

Section	Overall	L800	L600	L400	L200
Section Times	0:58.93[5] (0:14.38)	0:44.55[2] (0:11.04)	0:33.51[3] (0:11.12)	0:22.39[3] (0:11.05)	0:11.34[3] (0:11.34)
Average Speed [km/h]	50.1	65.6	65.8	65.8	63.2
Top Speed [km/h]	65.7	66.4	67.2	67.2	65.1
Avg. Dist. to Rail [m]	4.5	1.9	2.7	5.2	5.2
Avg. Stride Freq. [Hz]	2.3	2.4	2.4	2.4	2.4
Avg. Stride Length [m]	6.6	7.6	7.6	7.5	7.4



[] Ranking at each section and finish
 -:-:- No data available at this section
 NA No data available

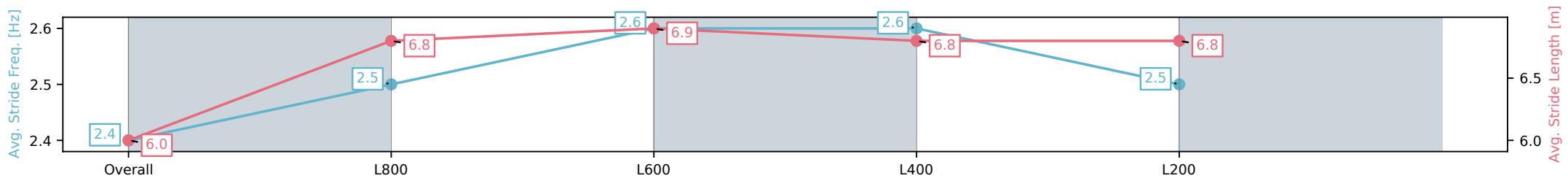
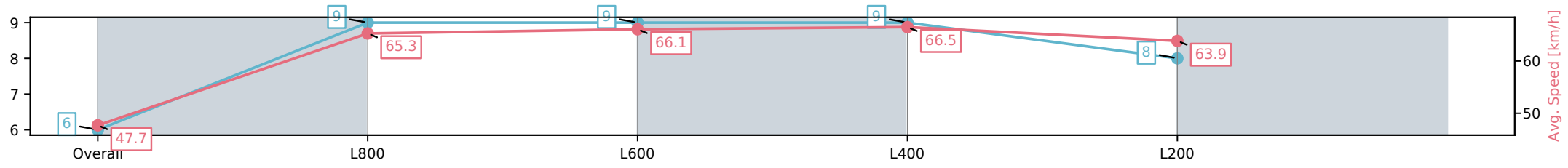
Horse/Jockey Name	TRIPOD TERROR/Matthew Chadwick
Finish Rank	6
Fastest Section Time (Section)	0:10.83 (L400)
Top Speed [km/h] (Section)	67.4 (L600)
Race State	Finished



Morphettville Parks SA - Professional
 Race 2: Fleurieu Milk Company Colts, Geldings & Entires
 Maiden Plate - 1000m
 29 January 2025 - 2:15PM
 Track Rating: Good 4, Weather: Fine, Rail Position: + 9m
 1000m-400m, + 7m Remainder



Section	Overall	L800	L600	L400	L200
Section Times	0:59.14[6] (0:15.09)	0:44.05[9] (0:11.10)	0:32.95[9] (0:10.87)	0:22.08[9] (0:10.83)	0:11.25[8] (0:11.25)
Average Speed [km/h]	47.7	65.3	66.1	66.5	63.9
Top Speed [km/h]	63.6	66.2	67.0	67.4	66.5
Avg. Dist. to Rail [m]	3.4	2.8	0.3	0.7	3.1
Avg. Stride Freq. [Hz]	2.4	2.5	2.6	2.6	2.5
Avg. Stride Length [m]	6.0	6.8	6.9	6.8	6.8



[] Ranking at each section and finish
 -:-:- No data available at this section
 NA No data available

Horse/Jockey Name	ROUND TWO/Ben Price
Finish Rank	7
Fastest Section Time (Section)	0:10.90 (L600)
Top Speed [km/h] (Section)	66.9 (L600)
Race State	Finished



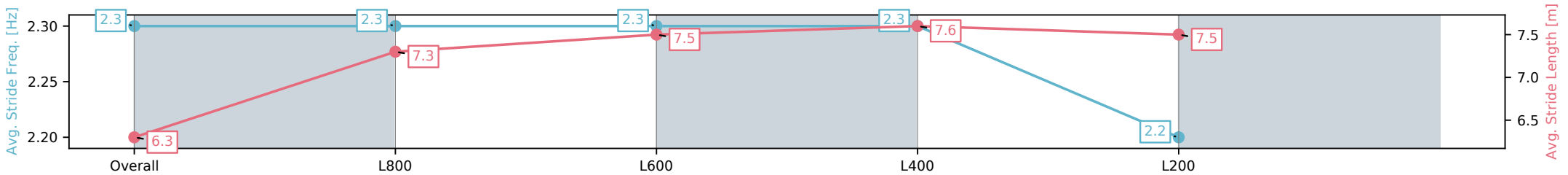
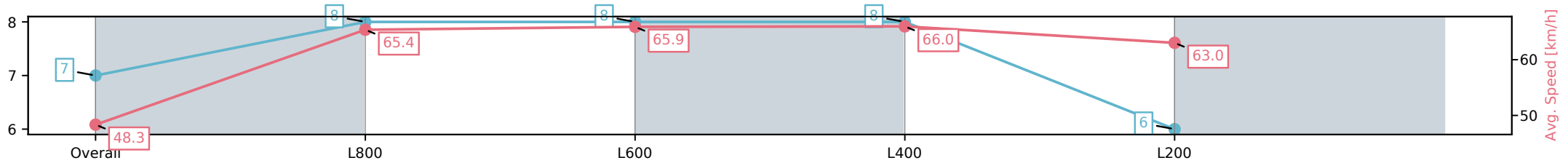
Morphettville Parks SA - Professional
Race 2: Fleurieu Milk Company Colts, Geldings & Entires
Maiden Plate - 1000m



29 January 2025 - 2:15PM

Track Rating: Good 4, Weather: Fine, Rail Position: + 9m
1000m-400m, + 7m Remainder

Section	Overall	L800	L600	L400	L200
Section Times	0:59.16[7] (0:14.89)	0:44.27[8] (0:11.05)	0:33.22[8] (0:10.90)	0:22.32[8] (0:10.93)	0:11.39[6] (0:11.39)
Average Speed [km/h]	48.3	65.4	65.9	66.0	63.0
Top Speed [km/h]	65.1	66.2	66.2	66.9	65.6
Avg. Dist. to Rail [m]	2.7	1.1	0.4	1.2	2.0
Avg. Stride Freq. [Hz]	2.3	2.3	2.3	2.3	2.2
Avg. Stride Length [m]	6.3	7.3	7.5	7.6	7.5



- [] Ranking at each section and finish
- :-:- No data available at this section
- NA No data available

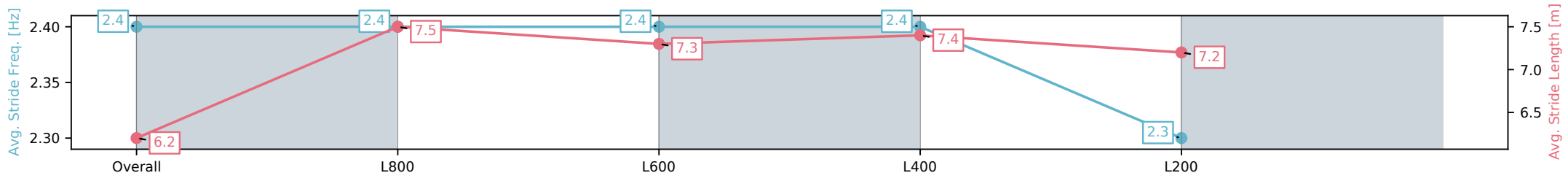
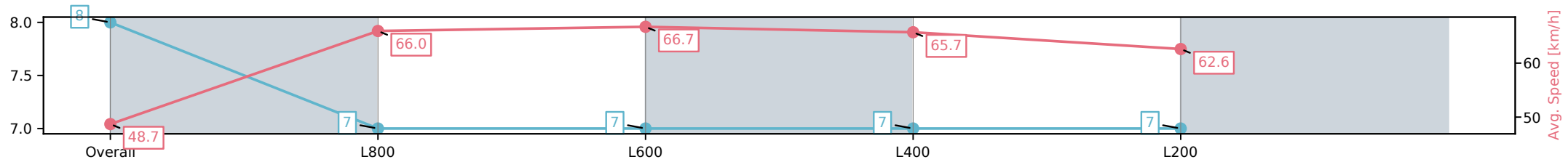
Horse/Jockey Name	COCONATA/Teagan Voorham
Finish Rank	8
Fastest Section Time (Section)	0:11.00 (L800)
Top Speed [km/h] (Section)	67.7 (L800)
Race State	Finished



Morphettville Parks SA - Professional
 Race 2: Fleurieu Milk Company Colts, Geldings & Entires
 Maiden Plate - 1000m
 29 January 2025 - 2:15PM
 Track Rating: Good 4, Weather: Fine, Rail Position: + 9m
 1000m-400m, + 7m Remainder



Section	Overall	L800	L600	L400	L200
Section Times	0:59.33[8] (0:14.78)	0:44.55[7] (0:11.00)	0:33.55[7] (0:11.02)	0:22.53[7] (0:11.05)	0:11.48[7] (0:11.48)
Average Speed [km/h]	48.7	66.0	66.7	65.7	62.6
Top Speed [km/h]	65.4	67.3	67.7	67.5	64.0
Avg. Dist. to Rail [m]	5.0	3.1	3.6	5.9	8.8
Avg. Stride Freq. [Hz]	2.4	2.4	2.4	2.4	2.3
Avg. Stride Length [m]	6.2	7.5	7.3	7.4	7.2



[] Ranking at each section and finish
 -:-:- No data available at this section
 NA No data available

Horse/Jockey Name	MATEO/Jessica Tzaferis
Finish Rank	9
Fastest Section Time (Section)	0:11.00 (L600)
Top Speed [km/h] (Section)	66.2 (L800)
Race State	Finished



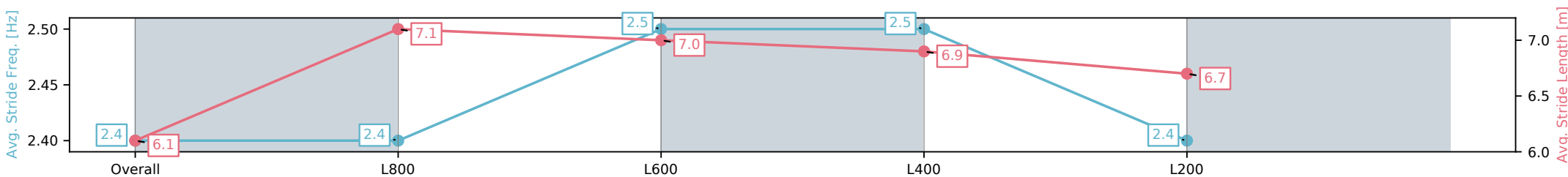
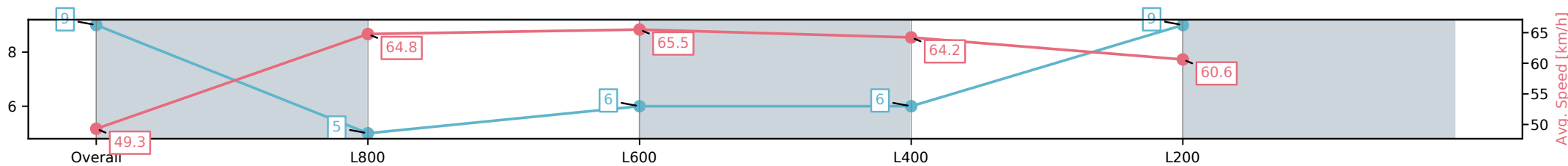
Morphettville Parks SA - Professional
 Race 2: Fleurieu Milk Company Colts, Geldings & Entires
 Maiden Plate - 1000m



29 January 2025 - 2:15PM

Track Rating: Good 4, Weather: Fine, Rail Position: + 9m
 1000m-400m, + 7m Remainder

Section	Overall	L800	L600	L400	L200
Section Times	0:59.82[9] (0:14.60)	0:45.22[5] (0:11.15)	0:34.07[6] (0:11.00)	0:23.07[6] (0:11.27)	0:11.80[9] (0:11.80)
Average Speed [km/h]	49.3	64.8	65.5	64.2	60.6
Top Speed [km/h]	65.1	65.2	66.2	65.8	62.9
Avg. Dist. to Rail [m]	2.2	1.5	0.4	2.8	5.1
Avg. Stride Freq. [Hz]	2.4	2.4	2.5	2.5	2.4
Avg. Stride Length [m]	6.1	7.1	7.0	6.9	6.7



[] Ranking at each section and finish
 -:-:- No data available at this section
 NA No data available