



RACINGSA

# Morphettville Parks SA

## Race 1: Quayclean Maiden Plate - 1950m

29 January 2025 - 1:41PM



Morphettville

Track Rating: Good 4, Weather: Fine, Rail Position: + 9m 1000m-400m, + 7m Remainder

Section Field Times							Overall	L1800	L1600	L1400	L1200	L1000		
							2:03.77 (0:13.50)	1:50.27 (0:11.96)	1:38.31 (0:12.11)	1:26.20 (0:12.39)	1:13.82 (0:12.44)	1:01.38 (0:12.18)		
Position	#	Horse/Jockey	Barrier	Top Speed [km/h]	Fastest Section	First 400m							Distance Travelled From Winner [m]	
1	9	CUT NO ICE Jacob Opperman	4	63.0 2000-1800	0:12.06 1800-1600	0:28.90	2:03.77 (0:13.74)	1:50.03 [6] (0:12.06)	1:37.97 [5] (0:12.23)	1:25.74 [5] (0:12.31)	1:13.43 [5] (0:12.43)	1:01.00 [5] (0:12.13)		
2	5	NAVAL ENSIGN Todd Pannell	2	62.6 2000-1800	0:12.06 1800-1600	0:29.16	2:04.40 (0:13.99)	1:50.41 [8] (0:12.06)	1:38.35 [7] (0:12.28)	1:26.07 [7] (0:12.20)	1:13.87 [7] (0:12.42)	1:01.45 [7] (0:12.14)	-5	
3	1	CAPE SIZE Alana Livesey	8	62.9 2000-1800	0:12.05 1000-800	0:29.08	2:04.49 (0:13.71)	1:50.78 [5] (0:12.21)	1:38.57 [6] (0:12.44)	1:26.13 [8] (0:12.26)	1:13.87 [8] (0:12.39)	1:01.48 [8] (0:12.05)	+2	
4	10	MISS RUBICK Manoel Nunes	6	62.4 800-600	0:11.90 800-600	0:29.28	2:04.60 (0:14.04)	1:50.56 [9] (0:12.07)	1:38.49 [9] (0:12.34)	1:26.15 [9] (0:12.28)	1:13.86 [9] (0:12.42)	1:01.44 [9] (0:12.11)	+3	
5	4	LITTLE CHICAGO Matthew Chadwick	10	63.8 1800-1600	0:12.03 800-600	0:29.44	2:04.66 (0:14.23)	1:50.43 [10] (0:12.08)	1:38.35 [10] (0:12.38)	1:25.97 [10] (0:12.22)	1:13.75 [10] (0:12.31)	1:01.44 [10] (0:12.17)	+3	
6	11	MCLEOD Dom Tourneur	7	62.5 2000-1800	0:11.90 800-600	0:29.20	2:05.02 (0:13.95)	1:51.07 [7] (0:12.15)	1:38.92 [8] (0:12.11)	1:26.81 [6] (0:12.26)	1:14.55 [6] (0:12.36)	1:02.19 [6] (0:12.07)	+2	
7	6	TITAN RISING Polly Brewster	9	62.6 2000-1800	0:12.00 800-600	0:28.86	2:05.15 (0:13.69)	1:51.46 [4] (0:12.11)	1:39.35 [4] (0:12.07)	1:27.28 [4] (0:12.32)	1:14.96 [4] (0:12.43)	1:02.53 [3] (0:12.17)	+4	
8	3	GRAND MAXIM Felicity Atkinson	1	65.1 2000-1800	0:12.02 1800-1600	0:28.76	2:05.19 (0:13.65)	1:51.54 [3] (0:12.02)	1:39.52 [3] (0:12.14)	1:27.38 [3] (0:12.36)	1:15.02 [3] (0:12.49)	1:02.53 [4] (0:12.17)	-7	
9	8	CALL OUT FEE Monika Wolanin	5	63.0 2000-1800	0:12.01 1800-1600	0:28.62	2:05.67 (0:13.59)	1:52.08 [2] (0:12.01)	1:40.07 [2] (0:12.12)	1:27.95 [2] (0:12.35)	1:15.60 [2] (0:12.42)	1:03.18 [2] (0:12.18)	-3	
10	2	GIRAFFE Justin Potter	3	63.4 2000-1800	0:11.96 1800-1600	0:28.56	2:07.85 (0:13.49)	1:54.36 [1] (0:11.96)	1:42.40 [1] (0:12.11)	1:30.29 [1] (0:12.39)	1:17.90 [1] (0:12.44)	1:05.46 [1] (0:12.18)	-7	

Scratched: Barbwire Baby (#7), Preferencing (#12)

Report Created: Wed 29 January 2025 15:14:41 GMT+11 (Note: Timing is based on positional data)

- [ ] Position in running at each section and finish
- #: Saddle cloth number
- No data available at this section
- DNF Did not finish
- NA No data available
- DNT Did not track
- █ Background shading for fastest section



RACINGSA

# Morphettville Parks SA

## Race 1: Quayclean Maiden Plate - 1950m

29 January 2025 - 1:41PM



Morphettville

Track Rating: Good 4, Weather: Fine, Rail Position: + 9m 1000m-400m, + 7m Remainder

Section												L800	L600	L400	L200		
Field Times												0:49.19	0:37.01	0:24.60	0:12.09		
												(0:12.18)	(0:12.41)	(0:12.52)	(0:12.09)		
Position	#	Horse/Jockey	Barrier	Top Speed [km/h]	Fastest Section	First 400m					Margin	Distance Travelled From Winner [m]					
1	9	CUT NO ICE	4	63.0	0:12.06	0:28.90	0:48.87 [6]	0:36.77 [6]	0:24.33 [5]	0:12.09 [1]	2:03.77						
		Jacob Opperman		2000-1800	1800-1600		(0:12.10)	(0:12.44)	(0:12.24)	(0:12.09)							
2	5	NAVAL ENSIGN	2	62.6	0:12.06	0:29.16	0:49.31 [8]	0:37.11 [9]	0:24.70 [9]	0:12.43 [6]	3.73L	-5					
		Todd Pannell		2000-1800	1800-1600		(0:12.20)	(0:12.41)	(0:12.27)	(0:12.43)							
3	1	CAPE SIZE	8	62.9	0:12.05	0:29.08	0:49.43 [7]	0:37.28 [8]	0:24.95 [8]	0:12.56 [5]	4.25L	+2					
		Alana Livesey		2000-1800	1000-800		(0:12.15)	(0:12.33)	(0:12.39)	(0:12.56)							
4	10	MISS RUBICK	6	62.4	0:11.90	0:29.28	0:49.33 [9]	0:37.43 [7]	0:25.13 [7]	0:12.79 [2]	4.89L	+3					
		Manoel Nunes		800-600	800-600		(0:11.90)	(0:12.30)	(0:12.34)	(0:12.79)							
5	4	LITTLE CHICAGO	10	63.8	0:12.03	0:29.44	0:49.27 [10]	0:37.24 [10]	0:24.83 [10]	0:12.50 [7]	5.28L	+3					
		Matthew Chadwick		1800-1600	800-600		(0:12.03)	(0:12.41)	(0:12.33)	(0:12.50)							
6	11	MCLEOD	7	62.5	0:11.90	0:29.20	0:50.12 [5]	0:38.22 [4]	0:25.84 [2]	0:13.17 [3]	7.43L	+2					
		Dom Tourneur		2000-1800	800-600		(0:11.90)	(0:12.38)	(0:12.67)	(0:13.17)							
7	6	TITAN RISING	9	62.6	0:12.00	0:28.86	0:50.36 [3]	0:38.36 [3]	0:25.99 [1]	0:13.23 [4]	8.2L	+4					
		Polly Brewster		2000-1800	800-600		(0:12.00)	(0:12.37)	(0:12.76)	(0:13.23)							
8	3	GRAND MAXIM	1	65.1	0:12.02	0:28.76	0:50.36 [4]	0:38.20 [5]	0:25.73 [6]	0:12.94 [8]	8.42L	-7					
		Felicity Atkinson		2000-1800	1800-1600		(0:12.16)	(0:12.47)	(0:12.79)	(0:12.94)							
9	8	CALL OUT FEE	5	63.0	0:12.01	0:28.62	0:51.00 [2]	0:38.90 [2]	0:26.48 [3]	0:13.38 [9]	11.31L	-3					
		Monika Wolanin		2000-1800	1800-1600		(0:12.10)	(0:12.42)	(0:13.10)	(0:13.38)							
10	2	GIRAFFE	3	63.4	0:11.96	0:28.56	0:53.28 [1]	0:41.10 [1]	0:28.61 [4]	0:15.06 [10]	24.29L	-7					
		Justin Potter		2000-1800	1800-1600		(0:12.18)	(0:12.49)	(0:13.55)	(0:15.06)							

Scratched: Barbwire Baby (#7), Preferencing (#12)

Report Created: Wed 29 January 2025 15:14:41 GMT+11 (Note: Timing is based on positional data)

- [ ] Position in running at each section and finish
- #: Saddle cloth number
- : No data available at this section
- DNF: Did not finish
- NA: No data available
- DNT: Did not track
- █: Background shading for fastest section

Horse/Jockey Name	CUT NO ICE/Jacob Opperman
Finish Rank	1
Fastest Section Time (Section)	0:12.06 (L1800)
Top Speed [km/h] (Section)	63.0 (Overall)
Race State	Finished



Morphettville Parks SA - Professional

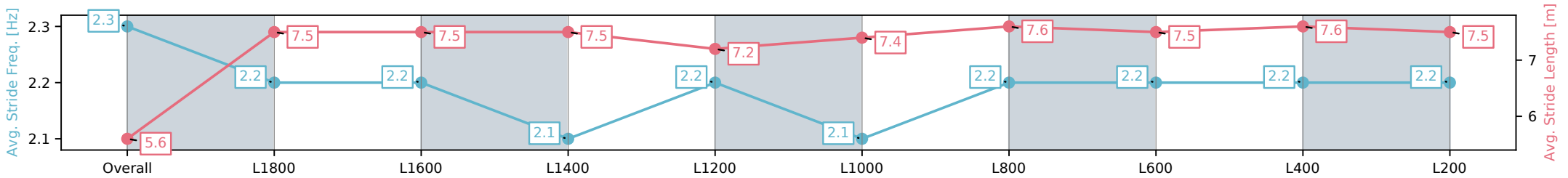
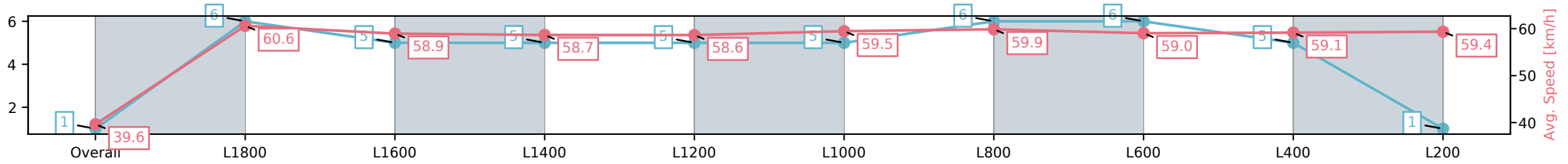
Race 1: Quayclean Maiden Plate - 1950m

29 January 2025 - 1:41PM

Track Rating: Good 4, Weather: Fine, Rail Position: + 9m  
1000m-400m, + 7m Remainder



Section	Overall	L1800	L1600	L1400	L1200	L1000	L800	L600	L400	L200
Section Times	2:03.77[1] (0:13.74)	1:50.03[6] (0:12.06)	1:37.97[5] (0:12.23)	1:25.74[5] (0:12.31)	1:13.43[5] (0:12.43)	1:01.00[5] (0:12.13)	0:48.87[6] (0:12.10)	0:36.77[6] (0:12.44)	0:24.33[5] (0:12.24)	0:12.09[1] (0:12.09)
Average Speed [km/h]	39.6	60.6	58.9	58.7	58.6	59.5	59.9	59.0	59.1	59.4
Top Speed [km/h]	63.0	62.1	60.2	60.5	59.4	59.8	60.6	60.2	61.5	62.2
Avg. Dist. to Rail [m]	7.5	2.5	1.8	1.8	2.3	2.5	2.5	3.1	3.8	6.0
Avg. Stride Freq. [Hz]	2.3	2.2	2.2	2.1	2.2	2.1	2.2	2.2	2.2	2.2
Avg. Stride Length [m]	5.6	7.5	7.5	7.5	7.5	7.2	7.4	7.6	7.5	7.5



[ ] Ranking at each section and finish  
 -:-:- No data available at this section  
 NA No data available

Horse/Jockey Name	NAVAL ENSIGN/Todd Pannell
Finish Rank	2
Fastest Section Time (Section)	0:12.06 (L1800)
Top Speed [km/h] (Section)	62.6 (Overall)
Race State	Finished



Morphettville Parks SA - Professional

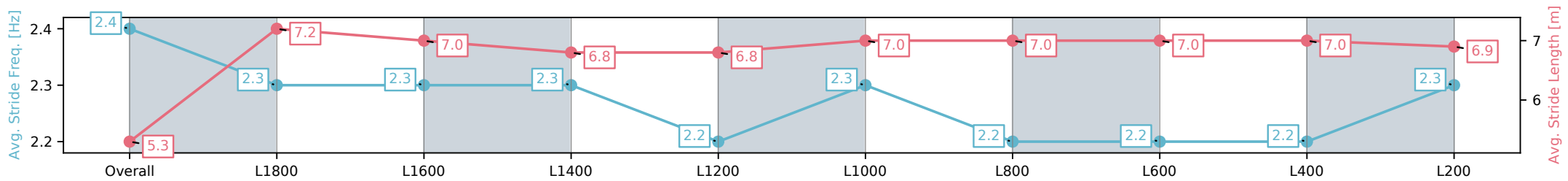
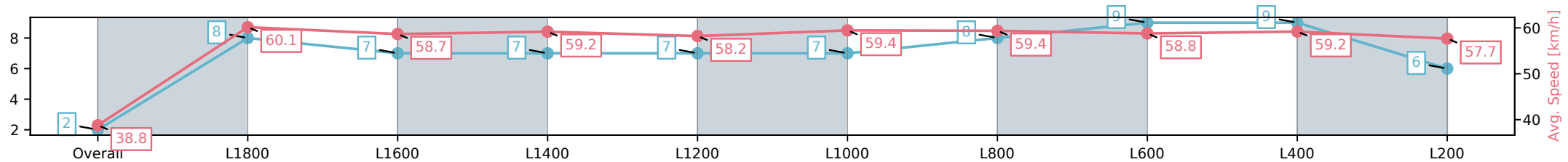
Race 1: Quayclean Maiden Plate - 1950m

29 January 2025 - 1:41PM

Track Rating: Good 4, Weather: Fine, Rail Position: + 9m  
1000m-400m, + 7m Remainder



Section	Overall	L1800	L1600	L1400	L1200	L1000	L800	L600	L400	L200
Section Times	2:04.40[2] (0:13.99)	1:50.41[8] (0:12.06)	1:38.35[7] (0:12.28)	1:26.07[7] (0:12.20)	1:13.87[7] (0:12.42)	1:01.45[7] (0:12.14)	0:49.31[8] (0:12.20)	0:37.11[9] (0:12.41)	0:24.70[9] (0:12.27)	0:12.43[6] (0:12.43)
Average Speed [km/h]	38.8	60.1	58.7	59.2	58.2	59.4	59.4	58.8	59.2	57.7
Top Speed [km/h]	62.6	62.6	60.1	60.4	59.2	60.3	60.0	59.3	60.3	58.8
Avg. Dist. to Rail [m]	6.2	1.1	0.8	0.9	1.3	1.5	1.8	2.3	6.3	9.7
Avg. Stride Freq. [Hz]	2.4	2.3	2.3	2.3	2.2	2.3	2.2	2.2	2.2	2.3
Avg. Stride Length [m]	5.3	7.2	7.0	7.0	6.8	7.0	7.0	7.0	7.0	6.9



[ ] Ranking at each section and finish  
 -:-:- No data available at this section  
 NA No data available

Horse/Jockey Name	CAPE SIZE/Alana Livesey
Finish Rank	3
Fastest Section Time (Section)	0:12.05 (L1000)
Top Speed [km/h] (Section)	62.9 (Overall)
Race State	Finished



Morphettville Parks SA - Professional

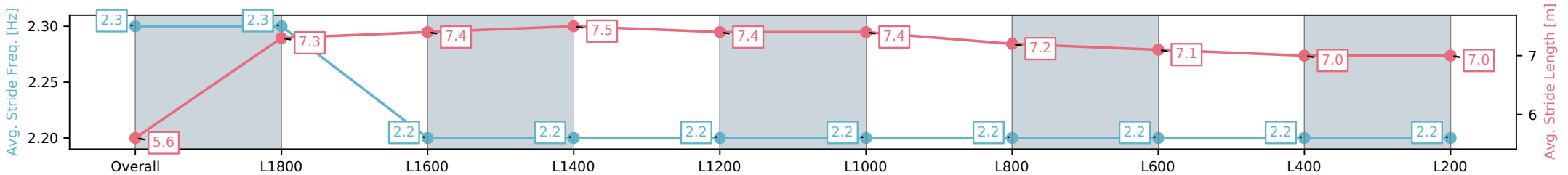
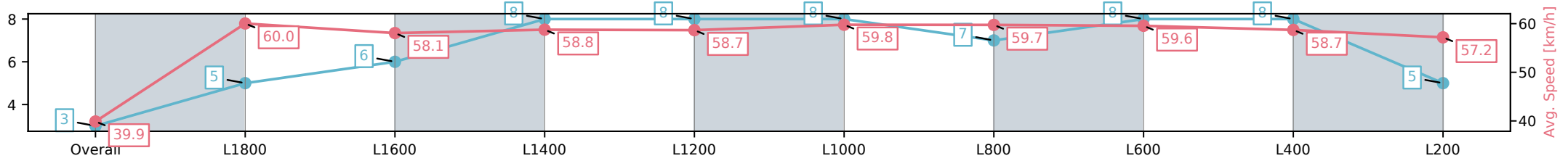
Race 1: Quayclean Maiden Plate - 1950m

29 January 2025 - 1:41PM

Track Rating: Good 4, Weather: Fine, Rail Position: + 9m  
1000m-400m, + 7m Remainder



Section	Overall	L1800	L1600	L1400	L1200	L1000	L800	L600	L400	L200
Section Times	2:04.49[3] (0:13.71)	1:50.78[5] (0:12.21)	1:38.57[6] (0:12.44)	1:26.13[8] (0:12.26)	1:13.87[8] (0:12.39)	1:01.48[8] (0:12.05)	0:49.43[7] (0:12.15)	0:37.28[8] (0:12.33)	0:24.95[8] (0:12.39)	0:12.56[5] (0:12.56)
Average Speed [km/h]	39.9	60.0	58.1	58.8	58.7	59.8	59.7	59.6	58.7	57.2
Top Speed [km/h]	62.9	62.8	59.9	60.1	60.1	60.3	60.4	60.2	59.2	58.7
Avg. Dist. to Rail [m]	8.9	3.2	1.8	1.4	1.6	2.0	2.7	3.5	7.6	11.3
Avg. Stride Freq. [Hz]	2.3	2.3	2.2	2.2	2.2	2.2	2.2	2.2	2.2	2.2
Avg. Stride Length [m]	5.6	7.3	7.4	7.4	7.5	7.4	7.4	7.2	7.1	7.0



[ ] Ranking at each section and finish  
 -:-:- No data available at this section  
 NA No data available

Horse/Jockey Name	MISS RUBICK/Manoel Nunes
Finish Rank	4
Fastest Section Time (Section)	0:11.90 (L800)
Top Speed [km/h] (Section)	62.4 (L800)
Race State	Finished



Morphettville Parks SA - Professional

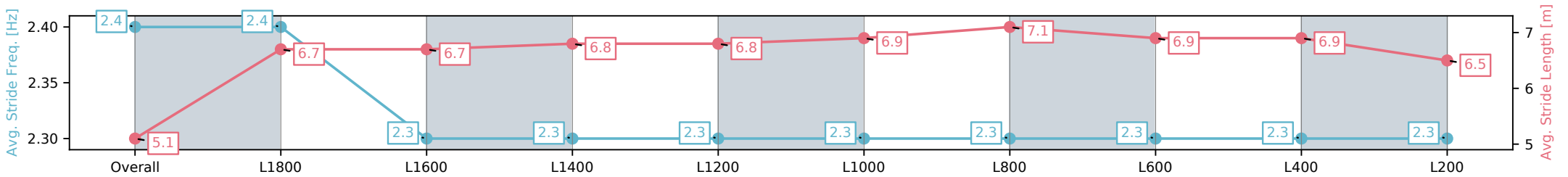
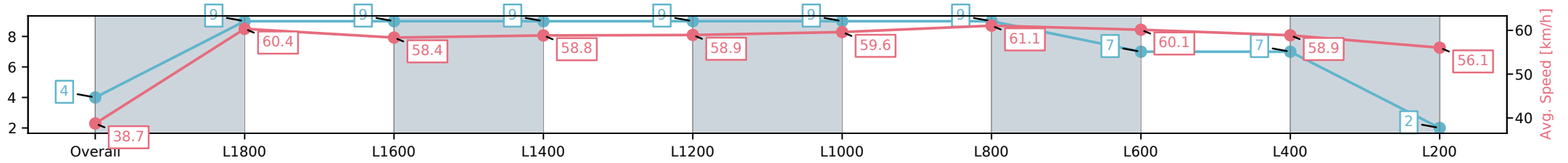
Race 1: Quayclean Maiden Plate - 1950m

29 January 2025 - 1:41PM

Track Rating: Good 4, Weather: Fine, Rail Position: + 9m  
1000m-400m, + 7m Remainder



Section	Overall	L1800	L1600	L1400	L1200	L1000	L800	L600	L400	L200
Section Times	2:04.60[4] (0:14.04)	1:50.56[9] (0:12.07)	1:38.49[9] (0:12.34)	1:26.15[9] (0:12.28)	1:13.86[9] (0:12.42)	1:01.44[9] (0:12.11)	0:49.33[9] (0:11.90)	0:37.43[7] (0:12.30)	0:25.13[7] (0:12.34)	0:12.79[2] (0:12.79)
Average Speed [km/h]	38.7	60.4	58.4	58.8	58.9	59.6	61.1	60.1	58.9	56.1
Top Speed [km/h]	62.2	61.6	60.0	60.1	60.0	60.5	62.4	60.8	59.8	58.4
Avg. Dist. to Rail [m]	7.6	1.7	2.6	2.8	2.9	3.1	3.9	4.2	6.5	6.9
Avg. Stride Freq. [Hz]	2.4	2.4	2.3	2.3	2.3	2.3	2.3	2.3	2.3	2.3
Avg. Stride Length [m]	5.1	6.7	6.7	6.8	6.8	6.9	7.1	6.9	6.9	6.5



[ ] Ranking at each section and finish  
 -:-:- No data available at this section  
 NA No data available

Horse/Jockey Name	LITTLE CHICAGO/Matthew Chadwick
Finish Rank	5
Fastest Section Time (Section)	0:12.03 (L800)
Top Speed [km/h] (Section)	63.8 (L1800)
Race State	Finished



Morphettville Parks SA - Professional

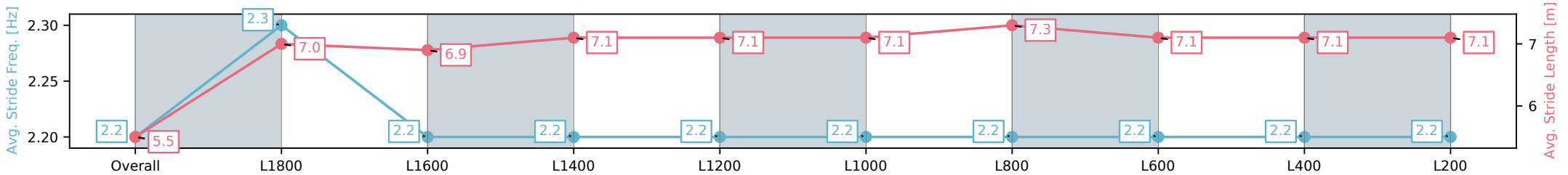
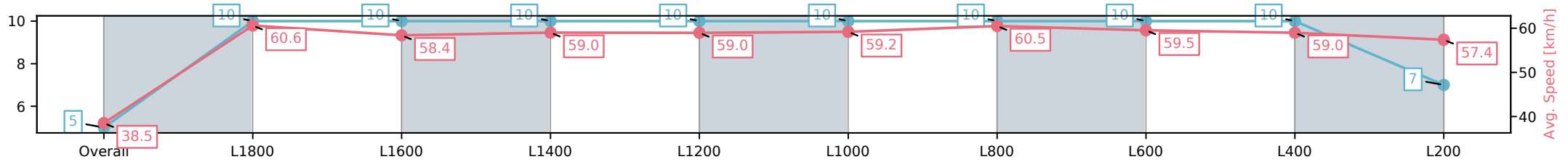
Race 1: Quayclean Maiden Plate - 1950m

29 January 2025 - 1:41PM

Track Rating: Good 4, Weather: Fine, Rail Position: + 9m  
1000m-400m, + 7m Remainder



Section	Overall	L1800	L1600	L1400	L1200	L1000	L800	L600	L400	L200
Section Times	2:04.66[5] (0:14.23)	1:50.43[10] (0:12.08)	1:38.35[10] (0:12.38)	1:25.97[10] (0:12.22)	1:13.75[10] (0:12.31)	1:01.44[10] (0:12.17)	0:49.27[10] (0:12.03)	0:37.24[10] (0:12.41)	0:24.83[10] (0:12.33)	0:12.50[7] (0:12.50)
Average Speed [km/h]	38.5	60.6	58.4	59.0	59.0	59.2	60.5	59.5	59.0	57.4
Top Speed [km/h]	61.6	63.8	59.4	60.3	60.1	60.3	61.2	59.8	59.7	58.6
Avg. Dist. to Rail [m]	10.4	3.0	3.2	2.0	1.4	2.2	3.1	4.1	8.2	12.2
Avg. Stride Freq. [Hz]	2.2	2.3	2.2	2.2	2.2	2.2	2.2	2.2	2.2	2.2
Avg. Stride Length [m]	5.5	7.0	6.9	7.1	7.1	7.1	7.3	7.1	7.1	7.1



[ ] Ranking at each section and finish  
 -:-:- No data available at this section  
 NA No data available

Horse/Jockey Name	MCLEOD/Dom Tourneur
Finish Rank	6
Fastest Section Time (Section)	0:11.90 (L800)
Top Speed [km/h] (Section)	62.5 (Overall)
Race State	Finished



Morphettville Parks SA - Professional

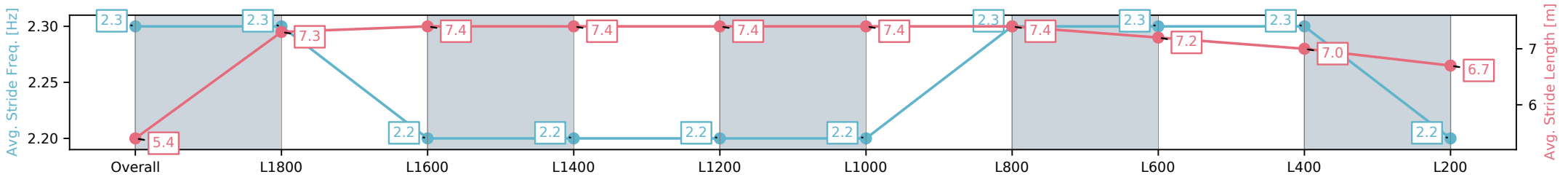
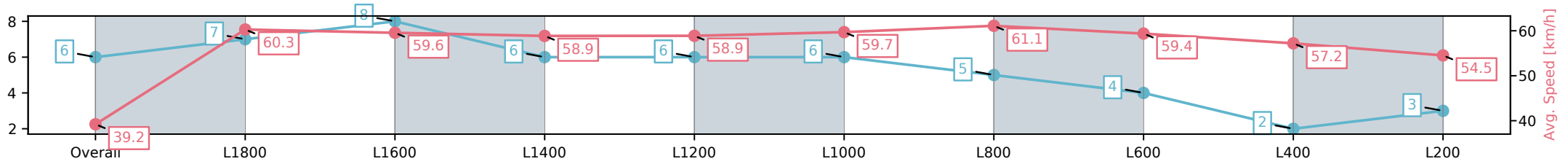
Race 1: Quayclean Maiden Plate - 1950m

29 January 2025 - 1:41PM

Track Rating: Good 4, Weather: Fine, Rail Position: + 9m  
1000m-400m, + 7m Remainder



Section	Overall	L1800	L1600	L1400	L1200	L1000	L800	L600	L400	L200
Section Times	2:05.02[6] (0:13.95)	1:51.07[7] (0:12.15)	1:38.92[8] (0:12.11)	1:26.81[6] (0:12.26)	1:14.55[6] (0:12.36)	1:02.19[6] (0:12.07)	0:50.12[5] (0:11.90)	0:38.22[4] (0:12.38)	0:25.84[2] (0:12.67)	0:13.17[3] (0:13.17)
Average Speed [km/h]	39.2	60.3	59.6	58.9	58.9	59.7	61.1	59.4	57.2	54.5
Top Speed [km/h]	62.5	62.2	60.1	59.3	60.0	60.6	62.2	60.3	58.4	56.6
Avg. Dist. to Rail [m]	9.0	2.9	2.2	1.8	1.9	2.6	3.5	3.5	4.7	5.2
Avg. Stride Freq. [Hz]	2.3	2.3	2.2	2.2	2.2	2.2	2.3	2.3	2.3	2.2
Avg. Stride Length [m]	5.4	7.3	7.4	7.4	7.4	7.4	7.4	7.2	7.0	6.7



[ ] Ranking at each section and finish  
 -:-:- No data available at this section  
 NA No data available



Horse/Jockey Name	TITAN RISING/Polly Brewster
Finish Rank	7
Fastest Section Time (Section)	0:12.00 (L800)
Top Speed [km/h] (Section)	62.6 (Overall)
Race State	Finished



Morphettville Parks SA - Professional

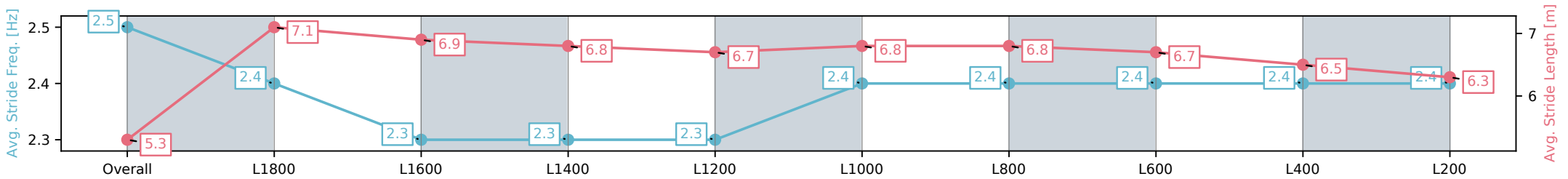
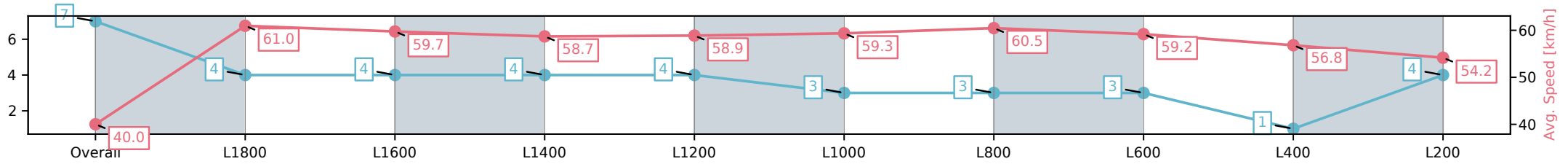
Race 1: Quayclean Maiden Plate - 1950m

29 January 2025 - 1:41PM

Track Rating: Good 4, Weather: Fine, Rail Position: + 9m  
1000m-400m, + 7m Remainder



Section	Overall	L1800	L1600	L1400	L1200	L1000	L800	L600	L400	L200
Section Times	2:05.15[7] (0:13.69)	1:51.46[4] (0:12.11)	1:39.35[4] (0:12.07)	1:27.28[4] (0:12.32)	1:14.96[4] (0:12.43)	1:02.53[3] (0:12.17)	0:50.36[3] (0:12.00)	0:38.36[3] (0:12.37)	0:25.99[1] (0:12.76)	0:13.23[4] (0:13.23)
Average Speed [km/h]	40.0	61.0	59.7	58.7	58.9	59.3	60.5	59.2	56.8	54.2
Top Speed [km/h]	62.6	62.5	61.6	59.2	59.8	60.1	60.8	60.1	58.2	56.0
Avg. Dist. to Rail [m]	9.7	4.4	3.0	2.6	3.1	3.2	2.8	3.1	4.1	4.3
Avg. Stride Freq. [Hz]	2.5	2.4	2.3	2.3	2.3	2.4	2.4	2.4	2.4	2.4
Avg. Stride Length [m]	5.3	7.1	6.9	6.8	6.7	6.8	6.8	6.7	6.5	6.3



[ ] Ranking at each section and finish  
 -:-:- No data available at this section  
 NA No data available

Horse/Jockey Name	GRAND MAXIM/Felicity Atkinson
Finish Rank	8
Fastest Section Time (Section)	0:12.02 (L1800)
Top Speed [km/h] (Section)	65.1 (Overall)
Race State	Finished



Morphettville Parks SA - Professional

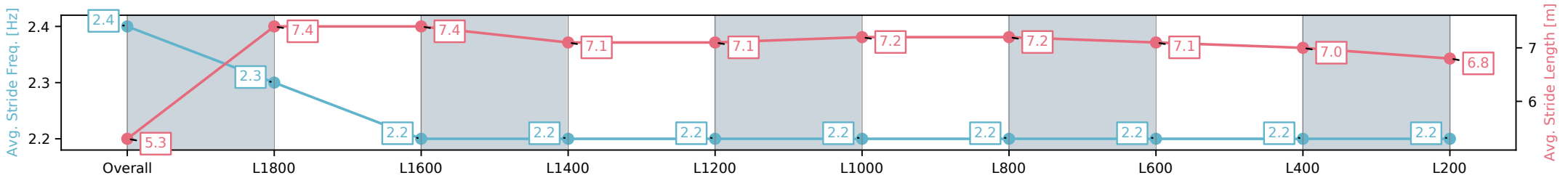
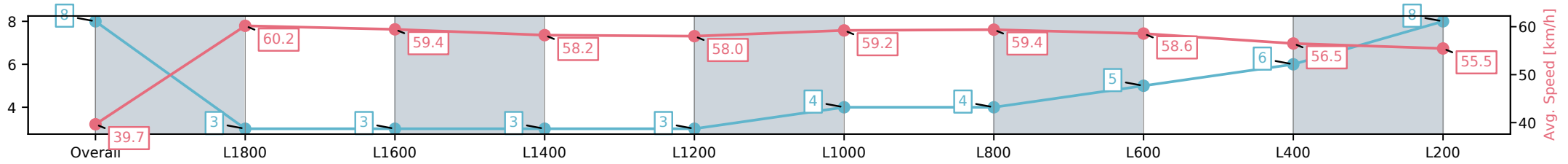
Race 1: Quayclean Maiden Plate - 1950m

29 January 2025 - 1:41PM

Track Rating: Good 4, Weather: Fine, Rail Position: + 9m  
1000m-400m, + 7m Remainder



Section	Overall	L1800	L1600	L1400	L1200	L1000	L800	L600	L400	L200
Section Times	2:05.19[8] (0:13.65)	1:51.54[3] (0:12.02)	1:39.52[3] (0:12.14)	1:27.38[3] (0:12.36)	1:15.02[3] (0:12.49)	1:02.53[4] (0:12.17)	0:50.36[4] (0:12.16)	0:38.20[5] (0:12.47)	0:25.73[6] (0:12.79)	0:12.94[8] (0:12.94)
Average Speed [km/h]	39.7	60.2	59.4	58.2	58.0	59.2	59.4	58.6	56.5	55.5
Top Speed [km/h]	65.1	62.2	61.1	59.5	58.9	59.6	60.1	60.0	57.6	56.4
Avg. Dist. to Rail [m]	5.1	1.0	0.8	0.6	1.2	1.4	1.4	2.1	2.3	3.1
Avg. Stride Freq. [Hz]	2.4	2.3	2.2	2.2	2.2	2.2	2.2	2.2	2.2	2.2
Avg. Stride Length [m]	5.3	7.4	7.4	7.1	7.1	7.2	7.2	7.1	7.0	6.8



[ ] Ranking at each section and finish  
 -:-:- No data available at this section  
 NA No data available

Horse/Jockey Name	CALL OUT FEE/Monika Wolanin
Finish Rank	9
Fastest Section Time (Section)	0:12.01 (L1800)
Top Speed [km/h] (Section)	63.0 (Overall)
Race State	Finished



Morphettville Parks SA - Professional

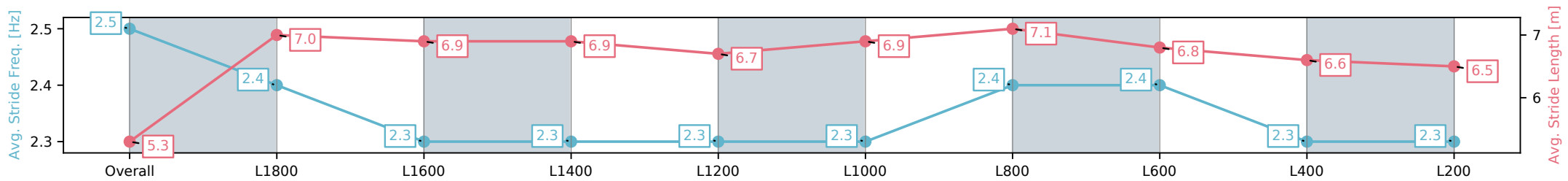
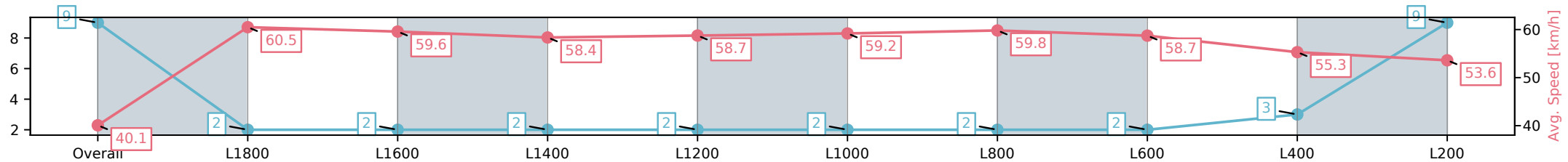
Race 1: Quayclean Maiden Plate - 1950m

29 January 2025 - 1:41PM

Track Rating: Good 4, Weather: Fine, Rail Position: + 9m  
1000m-400m, + 7m Remainder



Section	Overall	L1800	L1600	L1400	L1200	L1000	L800	L600	L400	L200
Section Times	2:05.67[9] (0:13.59)	1:52.08[2] (0:12.01)	1:40.07[2] (0:12.12)	1:27.95[2] (0:12.35)	1:15.60[2] (0:12.42)	1:03.18[2] (0:12.18)	0:51.00[2] (0:12.10)	0:38.90[2] (0:12.42)	0:26.48[3] (0:13.10)	0:13.38[9] (0:13.38)
Average Speed [km/h]	40.1	60.5	59.6	58.4	58.7	59.2	59.8	59.8	58.7	55.3
Top Speed [km/h]	63.0	63.0	62.1	58.9	59.2	59.8	60.4	60.2	57.0	54.8
Avg. Dist. to Rail [m]	7.6	1.8	1.5	1.6	2.2	2.4	2.2	2.4	2.6	4.1
Avg. Stride Freq. [Hz]	2.5	2.4	2.3	2.3	2.3	2.3	2.3	2.4	2.4	2.3
Avg. Stride Length [m]	5.3	7.0	6.9	6.9	6.9	6.7	6.9	7.1	6.8	6.5



[ ] Ranking at each section and finish  
 -:-:- No data available at this section  
 NA No data available

Horse/Jockey Name	GIRAFFE/Justin Potter
Finish Rank	10
Fastest Section Time (Section)	0:11.96 (L1800)
Top Speed [km/h] (Section)	63.4 (Overall)
Race State	Finished



Morphettville Parks SA - Professional

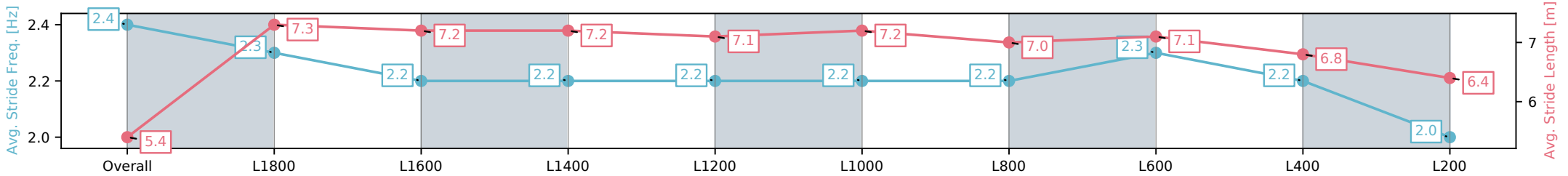
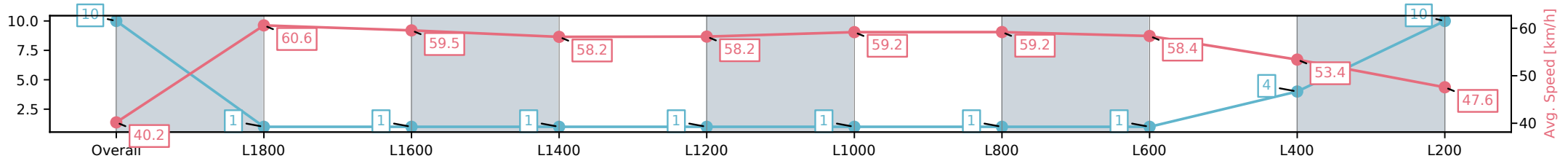
Race 1: Quayclean Maiden Plate - 1950m

29 January 2025 - 1:41PM

Track Rating: Good 4, Weather: Fine, Rail Position: + 9m  
1000m-400m, + 7m Remainder



Section	Overall	L1800	L1600	L1400	L1200	L1000	L800	L600	L400	L200
Section Times	2:07.85[10] (0:13.49)	1:54.36[1] (0:11.96)	1:42.40[1] (0:12.11)	1:30.29[1] (0:12.39)	1:17.90[1] (0:12.44)	1:05.46[1] (0:12.18)	0:53.28[1] (0:12.18)	0:41.10[1] (0:12.49)	0:28.61[4] (0:13.55)	0:15.06[10] (0:15.06)
Average Speed [km/h]	40.2	60.6	59.5	58.2	58.2	59.2	59.2	58.4	53.4	47.6
Top Speed [km/h]	63.4	62.3	61.1	59.0	58.9	59.7	59.7	59.7	55.9	51.5
Avg. Dist. to Rail [m]	6.4	1.1	0.7	0.9	1.2	1.2	1.3	2.0	2.1	1.9
Avg. Stride Freq. [Hz]	2.4	2.3	2.2	2.2	2.2	2.2	2.2	2.3	2.2	2.0
Avg. Stride Length [m]	5.4	7.3	7.2	7.2	7.2	7.1	7.2	7.0	7.1	6.4



[ ] Ranking at each section and finish  
 -:-:- No data available at this section  
 NA No data available