



RACINGSA

Morphettville SA

Race 9: Grand Syndicates Handicap - 1050m

25 January 2025 - 5:18PM

Track Rating: Good 4, Weather: Fine, Rail Position: True



Morphettville

Section Field Times							Overall	L1000	L800	L600	L400	L200		
							1:00.94 (0:05.63)	0:55.31 (0:11.18)	0:44.13 (0:10.66)	0:33.47 (0:10.88)	0:22.59 (0:11.05)	0:11.55 (0:11.55)		
Position	#	Horse/Jockey	Barrier	Top Speed [km/h]	Fastest Section	First 400m							Margin	Distance Travelled From Winner [m]
1	9	CLARENCE Kayla Crowther	12	70.2 1000-800	0:10.59 800-600	0:25.49	1:00.94 (0:06.12)	0:54.82 [8] (0:11.38)	0:43.44 [9] (0:10.59)	0:32.85 [10] (0:10.82)	0:22.03 [10] (0:10.69)	0:11.34 [3] (0:11.34)	1:00.94	
2	1	YASUKE Rochelle Milnes	1	69.0 1000-800	0:10.67 800-600	0:25.28	1:01.12 (0:06.17)	0:54.95 [9] (0:11.17)	0:43.78 [8] (0:10.67)	0:33.11 [8] (0:10.79)	0:22.32 [9] (0:10.95)	0:11.37 [10] (0:11.37)	1.12L	-9
3	16	THEBIGSOSSO Caitlin Tootell	2	69.1 1000-800	0:10.69 800-600	0:24.83	1:01.13 (0:05.66)	0:55.47 [3] (0:11.28)	0:44.19 [3] (0:10.69)	0:33.50 [4] (0:10.91)	0:22.59 [4] (0:11.15)	0:11.44 [7] (0:11.44)	1.15L	-6
4	13	SHE'S XTRAVAGANT Jason Holder	15	68.8 1000-800	0:10.66 800-600	0:24.75	1:01.20 (0:05.63)	0:55.57 [1] (0:11.18)	0:44.39 [2] (0:10.66)	0:33.73 [1] (0:10.88)	0:22.85 [2] (0:11.07)	0:11.78 [2] (0:11.78)	1.62L	-3
5	10	BEAUTY RISING Taylor Johnstone	6	68.6 1000-800	0:10.72 800-600	0:24.80	1:01.21 (0:05.71)	0:55.50 [4] (0:11.10)	0:44.40 [1] (0:10.72)	0:33.68 [2] (0:10.83)	0:22.85 [3] (0:11.03)	0:11.82 [1] (0:11.82)	1.68L	-6
6	12	MAZOVIA Todd Pannell	9	69.1 1000-800	0:10.63 800-600	0:24.94	1:01.22 (0:05.87)	0:55.35 [5] (0:11.24)	0:44.11 [6] (0:10.63)	0:33.48 [7] (0:10.89)	0:22.59 [7] (0:10.99)	0:11.60 [4] (0:11.60)	1.7L	-3
7	4	HALLSTATT Alana Livesey	7	69.9 1000-800	0:10.53 800-600	0:24.94	1:01.43 (0:06.02)	0:55.41 [6] (0:11.10)	0:44.31 [7] (0:10.53)	0:33.78 [5] (0:10.90)	0:22.88 [5] (0:11.15)	0:11.73 [8] (0:11.73)	3.01L	-5
8	11	MY RUBY Manoel Nunes	8	69.7 1000-800	0:10.47 800-600	0:25.37	1:01.45 (0:06.41)	0:55.04 [10] (0:11.16)	0:43.88 [10] (0:10.47)	0:33.41 [9] (0:10.74)	0:22.67 [8] (0:10.96)	0:11.71 [9] (0:11.71)	3.16L	-6
9	14	VEXATIOUS DANCER Caitlin Jones	4	70.2 1000-800	0:10.56 800-600	0:24.85	1:01.66 (0:06.08)	0:55.58 [7] (0:10.90)	0:44.68 [4] (0:10.56)	0:34.11 [3] (0:10.79)	0:23.32 [1] (0:11.34)	0:11.98 [6] (0:11.98)	4.48L	-12
10	8	FOURTH POWER Ben Price	11	69.7 1000-800	0:10.68 800-600	0:24.84	1:01.74 (0:05.63)	0:56.11 [2] (0:11.36)	0:44.75 [5] (0:10.68)	0:34.07 [6] (0:10.94)	0:23.13 [6] (0:11.07)	0:12.06 [5] (0:12.06)	4.97L	+0

Scratched: Divine Glory (#2), The Magistrate (#3), Trapeze Warrior (#5), Pure Bliss (#7), Vallencourt (#15)

- [] Position in running at each section and finish
- #: Saddle cloth number
- : No data available at this section
- DNF: Did not finish
- NA: No data available
- DNT: Did not track
- █ Background shading for fastest section



Morphettville SA

Race 9: Grand Syndicates Handicap - 1050m

25 January 2025 - 5:18PM



Track Rating: Good 4, Weather: Fine, Rail Position: True

Section	Overall	L1000	L800	L600	L400	L200
Field Times	1:00.94 (0:05.63)	0:55.31 (0:11.18)	0:44.13 (0:10.66)	0:33.47 (0:10.88)	0:22.59 (0:11.05)	0:11.55 (0:11.55)

Position	#	Horse/Jockey	Barrier	Top Speed [km/h]	Fastest Section	First 400m	Overall	L1000	L800	L600	L400	L200	Margin	Distance Travelled From Winner [m]
11	6	KALASEC Jake Toeroek	Data was not able to be tracked for this horse	---	---	---	---	---	---	---	---	---	---	---

Scratched: Divine Glory (#2), The Magistrate (#3), Trapeze Warrior (#5), Pure Bliss (#7), Vallencourt (#15)

- [] Position in running at each section and finish
- No data available at this section
- NA No data available
- █ Background shading for fastest section
- # Saddle cloth number
- DNF Did not finish
- DNT Did not track

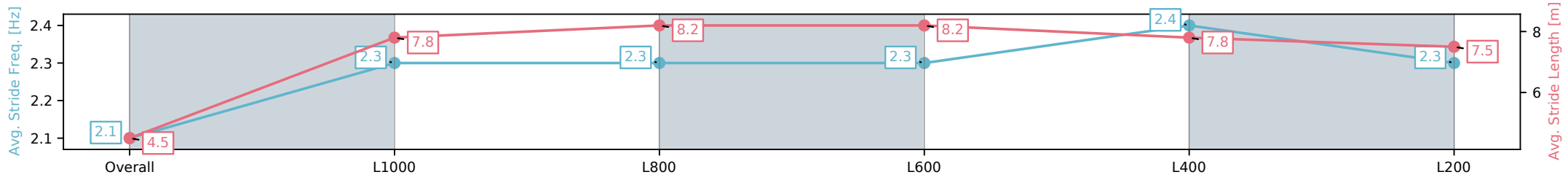
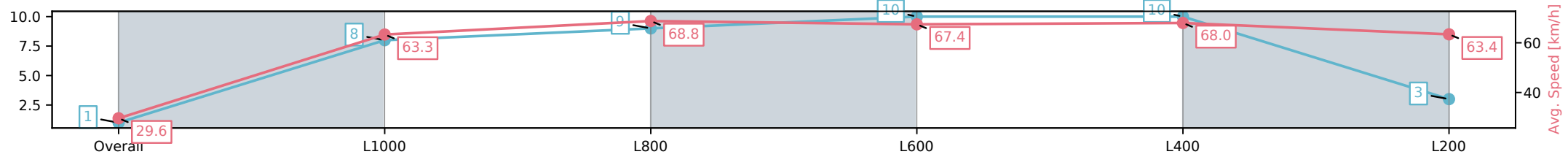
Horse/Jockey Name	CLARENCE/Kayla Crowther
Finish Rank	1
Fastest Section Time (Section)	0:10.59 (L800)
Top Speed [km/h] (Section)	70.2 (L1000)
Race State	Finished



Morphettville SA - Professional
 Race 9: Grand Syndicates Handicap - 1050m
 25 January 2025 - 5:18PM
 Track Rating: Good 4, Weather: Fine, Rail Position: True



Section	Overall	L1000	L800	L600	L400	L200
Section Times	1:00.94[1] (0:06.12)	0:54.82[8] (0:11.38)	0:43.44[9] (0:10.59)	0:32.85[10] (0:10.82)	0:22.03[10] (0:10.69)	0:11.34[3] (0:11.34)
Average Speed [km/h]	29.6	63.3	68.8	67.4	68.0	63.4
Top Speed [km/h]	53.8	66.1	70.2	69.3	68.9	65.9
Avg. Dist. to Rail [m]	11.2	5.5	3.0	3.0	8.0	10.2
Avg. Stride Freq. [Hz]	2.1	2.3	2.3	2.3	2.4	2.3
Avg. Stride Length [m]	4.5	7.8	8.2	8.2	7.8	7.5



[] Ranking at each section and finish
 -:-:- No data available at this section
 NA No data available

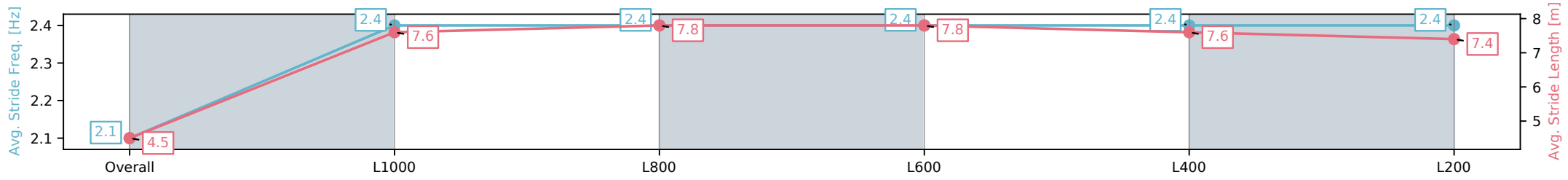

Horse/Jockey Name	YASUKE/Rochelle Milnes
Finish Rank	2
Fastest Section Time (Section)	0:10.67 (L800)
Top Speed [km/h] (Section)	69.0 (L1000)
Race State	Finished



Morphettville SA - Professional
 Race 9: Grand Syndicates Handicap - 1050m
 25 January 2025 - 5:18PM
 Track Rating: Good 4, Weather: Fine, Rail Position: True



Section	Overall	L1000	L800	L600	L400	L200
Section Times	1:01.12[2] (0:06.17)	0:54.95[9] (0:11.17)	0:43.78[8] (0:10.67)	0:33.11[8] (0:10.79)	0:22.32[9] (0:10.95)	0:11.37[10] (0:11.37)
Average Speed [km/h]	29.2	64.5	67.0	66.3	66.0	63.2
Top Speed [km/h]	55.4	68.0	69.0	67.2	66.4	65.8
Avg. Dist. to Rail [m]	1.4	0.4	1.4	1.3	3.9	5.6
Avg. Stride Freq. [Hz]	2.1	2.4	2.4	2.4	2.4	2.4
Avg. Stride Length [m]	4.5	7.6	7.8	7.8	7.6	7.4



[] Ranking at each section and finish
 -:-:- No data available at this section
 NA No data available

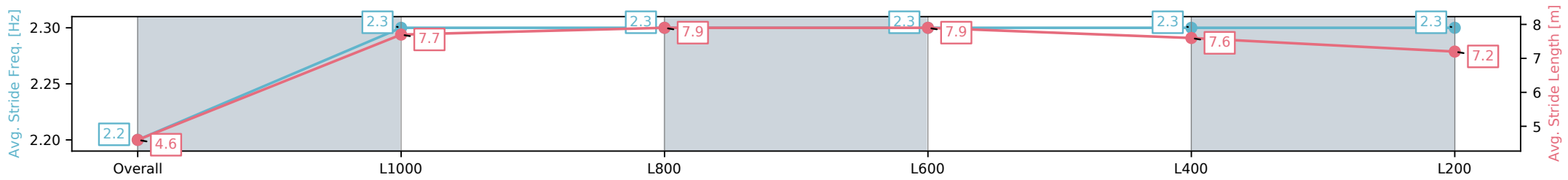
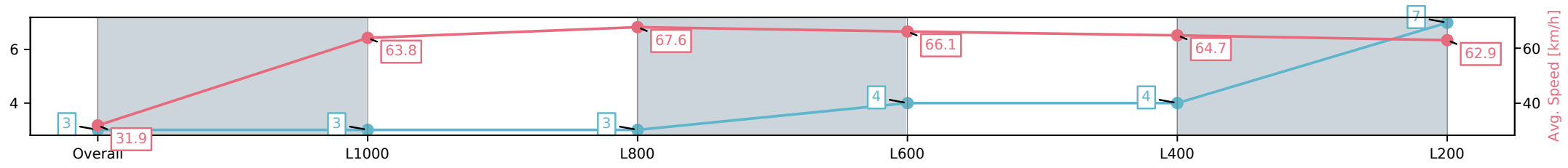
Horse/Jockey Name	THEBIGSOSSO/Caitlin Tootell
Finish Rank	3
Fastest Section Time (Section)	0:10.69 (L800)
Top Speed [km/h] (Section)	69.1 (L1000)
Race State	Finished



Morphettville SA - Professional
 Race 9: Grand Syndicates Handicap - 1050m
 25 January 2025 - 5:18PM
 Track Rating: Good 4, Weather: Fine, Rail Position: True



Section	Overall	L1000	L800	L600	L400	L200
Section Times	1:01.13[3] (0:05.66)	0:55.47[3] (0:11.28)	0:44.19[3] (0:10.69)	0:33.50[4] (0:10.91)	0:22.59[4] (0:11.15)	0:11.44[7] (0:11.44)
Average Speed [km/h]	31.9	63.8	67.6	66.1	64.7	62.9
Top Speed [km/h]	56.3	68.7	69.1	67.0	65.8	64.7
Avg. Dist. to Rail [m]	3.9	2.0	1.0	0.3	1.8	2.0
Avg. Stride Freq. [Hz]	2.2	2.3	2.3	2.3	2.3	2.3
Avg. Stride Length [m]	4.6	7.7	7.9	7.9	7.6	7.2



[] Ranking at each section and finish
 -:-:- No data available at this section
 NA No data available

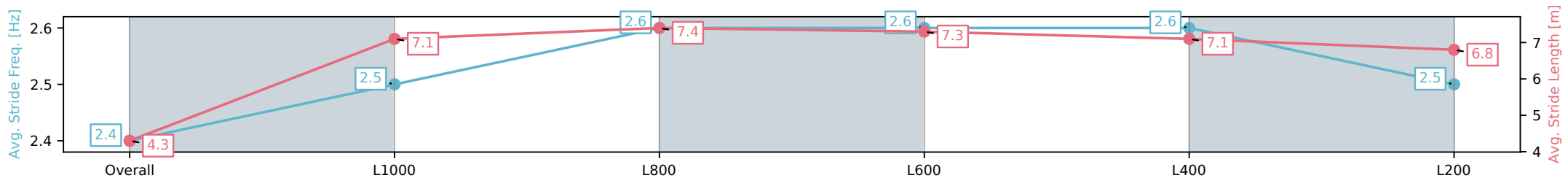
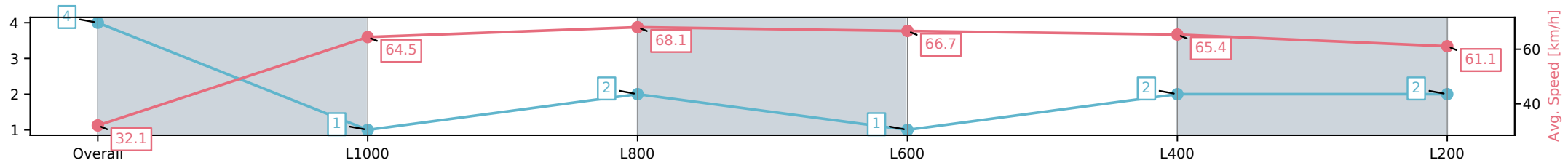
Horse/Jockey Name	SHE'S XTRAVAGANT/Jason Holder
Finish Rank	4
Fastest Section Time (Section)	0:10.66 (L800)
Top Speed [km/h] (Section)	68.8 (L1000)
Race State	Finished



Morphettville SA - Professional
 Race 9: Grand Syndicates Handicap - 1050m
 25 January 2025 - 5:18PM
 Track Rating: Good 4, Weather: Fine, Rail Position: True



Section	Overall	L1000	L800	L600	L400	L200
Section Times	1:01.20[4] (0:05.63)	0:55.57[1] (0:11.18)	0:44.39[2] (0:10.66)	0:33.73[1] (0:10.88)	0:22.85[2] (0:11.07)	0:11.78[2] (0:11.78)
Average Speed [km/h]	32.1	64.5	68.1	66.7	65.4	61.1
Top Speed [km/h]	55.9	67.9	68.8	67.5	66.3	63.8
Avg. Dist. to Rail [m]	11.3	6.1	2.4	1.5	4.7	7.4
Avg. Stride Freq. [Hz]	2.4	2.5	2.6	2.6	2.6	2.5
Avg. Stride Length [m]	4.3	7.1	7.4	7.3	7.1	6.8



[] Ranking at each section and finish
 -:-:- No data available at this section
 NA No data available

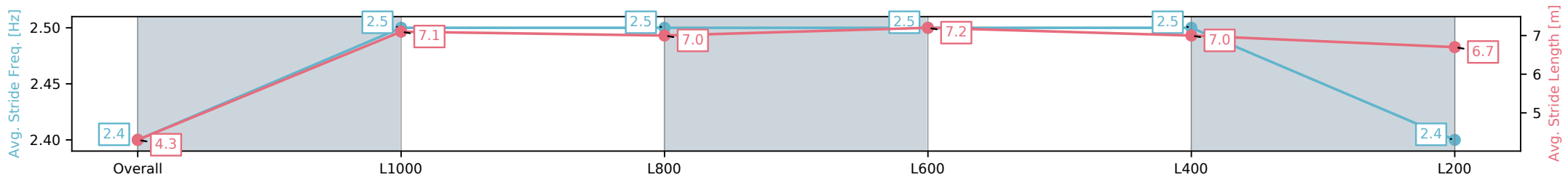
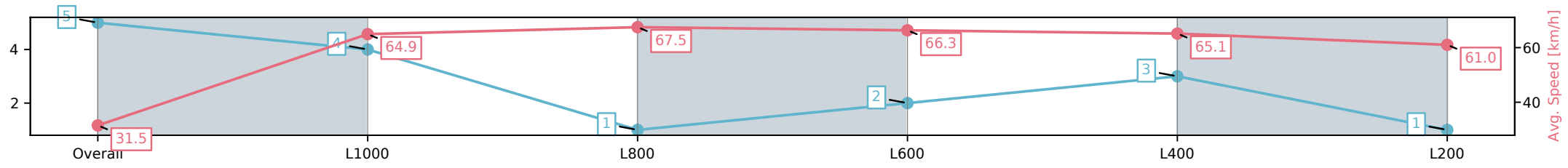
Horse/Jockey Name	BEAUTY RISING/Taylor Johnstone
Finish Rank	5
Fastest Section Time (Section)	0:10.72 (L800)
Top Speed [km/h] (Section)	68.6 (L1000)
Race State	Finished



Morphettville SA - Professional
 Race 9: Grand Syndicates Handicap - 1050m
 25 January 2025 - 5:18PM
 Track Rating: Good 4, Weather: Fine, Rail Position: True



Section	Overall	L1000	L800	L600	L400	L200
Section Times	1:01.21[5] (0:05.71)	0:55.50[4] (0:11.10)	0:44.40[1] (0:10.72)	0:33.68[2] (0:10.83)	0:22.85[3] (0:11.03)	0:11.82[1] (0:11.82)
Average Speed [km/h]	31.5	64.9	67.5	66.3	65.1	61.0
Top Speed [km/h]	57.2	68.2	68.6	67.0	66.1	64.1
Avg. Dist. to Rail [m]	7.1	4.5	1.8	0.6	1.9	5.2
Avg. Stride Freq. [Hz]	2.4	2.5	2.5	2.5	2.5	2.4
Avg. Stride Length [m]	4.3	7.1	7.0	7.2	7.0	6.7



[] Ranking at each section and finish
 -:-:- No data available at this section
 NA No data available

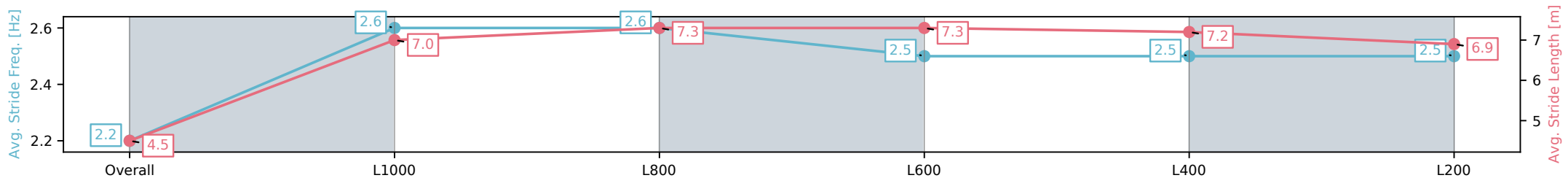
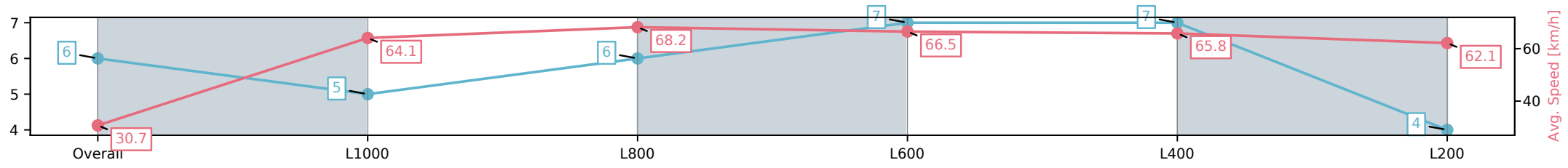
Horse/Jockey Name	MAZOVIA/Todd Pannell
Finish Rank	6
Fastest Section Time (Section)	0:10.63 (L800)
Top Speed [km/h] (Section)	69.1 (L1000)
Race State	Finished



Morphettville SA - Professional
 Race 9: Grand Syndicates Handicap - 1050m
 25 January 2025 - 5:18PM
 Track Rating: Good 4, Weather: Fine, Rail Position: True



Section	Overall	L1000	L800	L600	L400	L200
Section Times	1:01.22[6] (0:05.87)	0:55.35[5] (0:11.24)	0:44.11[6] (0:10.63)	0:33.48[7] (0:10.89)	0:22.59[7] (0:10.99)	0:11.60[4] (0:11.60)
Average Speed [km/h]	30.7	64.1	68.2	66.5	65.8	62.1
Top Speed [km/h]	55.7	68.1	69.1	67.2	66.1	64.9
Avg. Dist. to Rail [m]	9.2	4.5	2.0	1.2	4.4	8.7
Avg. Stride Freq. [Hz]	2.2	2.6	2.6	2.5	2.5	2.5
Avg. Stride Length [m]	4.5	7.0	7.3	7.3	7.2	6.9



[] Ranking at each section and finish
 -:-:- No data available at this section
 NA No data available

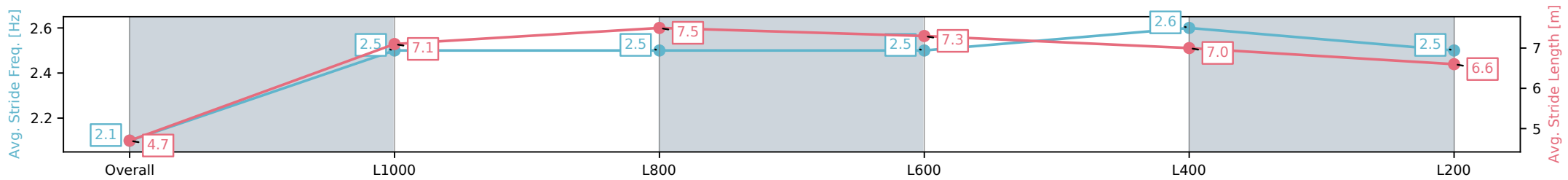
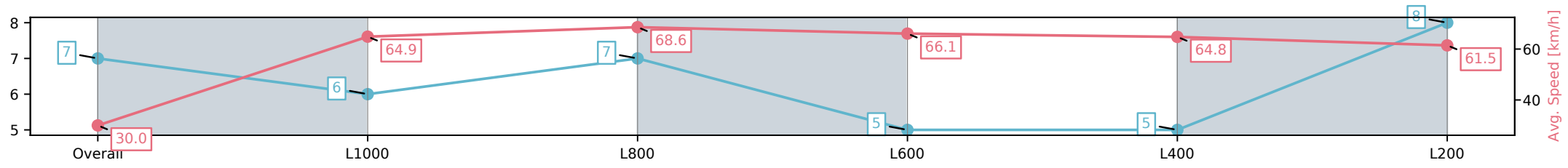
Horse/Jockey Name	HALLSTATT/Alana Livesey
Finish Rank	7
Fastest Section Time (Section)	0:10.53 (L800)
Top Speed [km/h] (Section)	69.9 (L1000)
Race State	Finished



Morphettville SA - Professional
 Race 9: Grand Syndicates Handicap - 1050m
 25 January 2025 - 5:18PM
 Track Rating: Good 4, Weather: Fine, Rail Position: True



Section	Overall	L1000	L800	L600	L400	L200
Section Times	1:01.43[7] (0:06.02)	0:55.41[6] (0:11.10)	0:44.31[7] (0:10.53)	0:33.78[5] (0:10.90)	0:22.88[5] (0:11.15)	0:11.73[8] (0:11.73)
Average Speed [km/h]	30.0	64.9	68.6	66.1	64.8	61.5
Top Speed [km/h]	55.6	68.1	69.9	67.0	66.4	64.7
Avg. Dist. to Rail [m]	5.8	2.2	1.0	0.5	2.8	4.1
Avg. Stride Freq. [Hz]	2.1	2.5	2.5	2.5	2.6	2.5
Avg. Stride Length [m]	4.7	7.1	7.5	7.3	7.0	6.6



[] Ranking at each section and finish
 -:-:- No data available at this section
 NA No data available

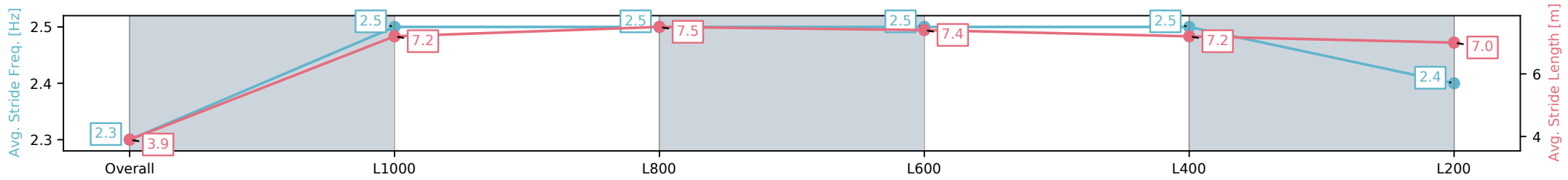
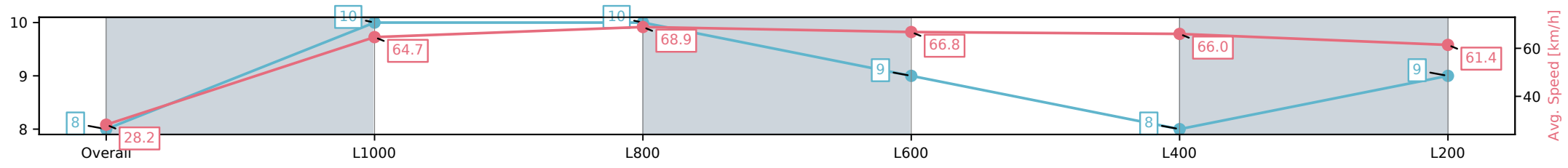
Horse/Jockey Name	MY RUBY/Manoel Nunes
Finish Rank	8
Fastest Section Time (Section)	0:10.47 (L800)
Top Speed [km/h] (Section)	69.7 (L1000)
Race State	Finished



Morphettville SA - Professional
 Race 9: Grand Syndicates Handicap - 1050m
 25 January 2025 - 5:18PM
 Track Rating: Good 4, Weather: Fine, Rail Position: True



Section	Overall	L1000	L800	L600	L400	L200
Section Times	1:01.45[8] (0:06.41)	0:55.04[10] (0:11.16)	0:43.88[10] (0:10.47)	0:33.41[9] (0:10.74)	0:22.67[8] (0:10.96)	0:11.71[9] (0:11.71)
Average Speed [km/h]	28.2	64.7	68.9	66.8	66.0	61.4
Top Speed [km/h]	58.1	67.6	69.7	68.6	67.2	64.6
Avg. Dist. to Rail [m]	7.1	3.2	1.5	1.1	5.4	10.9
Avg. Stride Freq. [Hz]	2.3	2.5	2.5	2.5	2.5	2.4
Avg. Stride Length [m]	3.9	7.2	7.5	7.4	7.2	7.0



[] Ranking at each section and finish
 -:-:- No data available at this section
 NA No data available

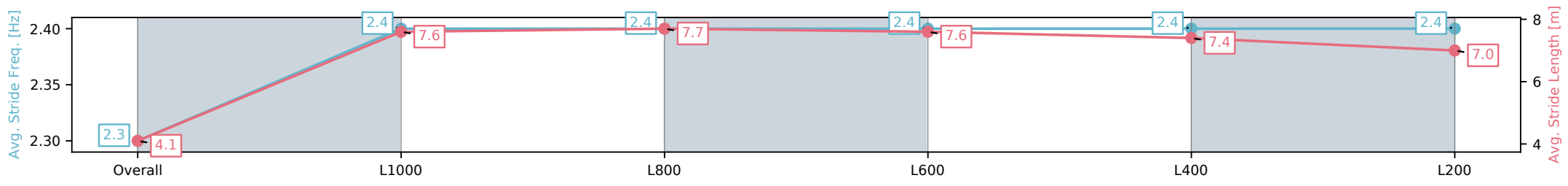
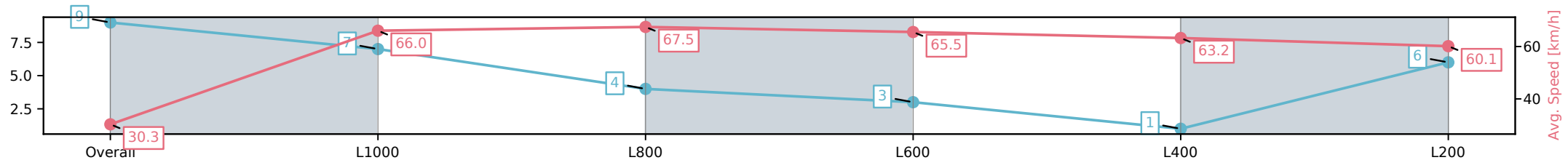
Horse/Jockey Name	VEXATIOUS DANCER/Caitlin Jones
Finish Rank	9
Fastest Section Time (Section)	0:10.56 (L800)
Top Speed [km/h] (Section)	70.2 (L1000)
Race State	Finished



Morphettville SA - Professional
 Race 9: Grand Syndicates Handicap - 1050m
 25 January 2025 - 5:18PM
 Track Rating: Good 4, Weather: Fine, Rail Position: True



Section	Overall	L1000	L800	L600	L400	L200
Section Times	1:01.66[9] (0:06.08)	0:55.58[7] (0:10.90)	0:44.68[4] (0:10.56)	0:34.11[3] (0:10.79)	0:23.32[1] (0:11.34)	0:11.98[6] (0:11.98)
Average Speed [km/h]	30.3	66.0	67.5	65.5	63.2	60.1
Top Speed [km/h]	61.8	69.7	70.2	66.5	65.5	61.4
Avg. Dist. to Rail [m]	4.7	1.6	1.9	3.8	1.0	1.2
Avg. Stride Freq. [Hz]	2.3	2.4	2.4	2.4	2.4	2.4
Avg. Stride Length [m]	4.1	7.6	7.7	7.6	7.4	7.0



[] Ranking at each section and finish
 -:-:- No data available at this section
 NA No data available

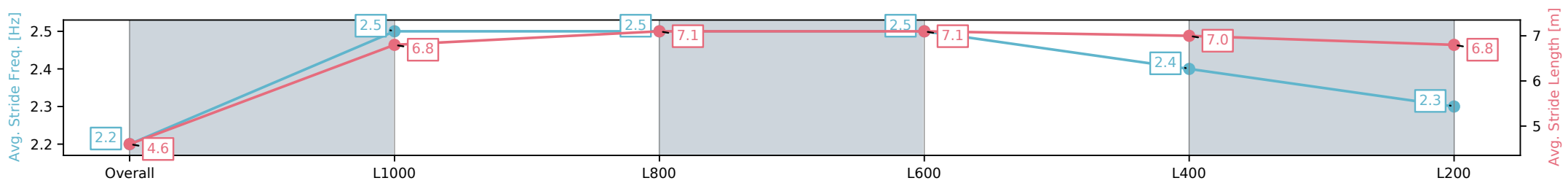
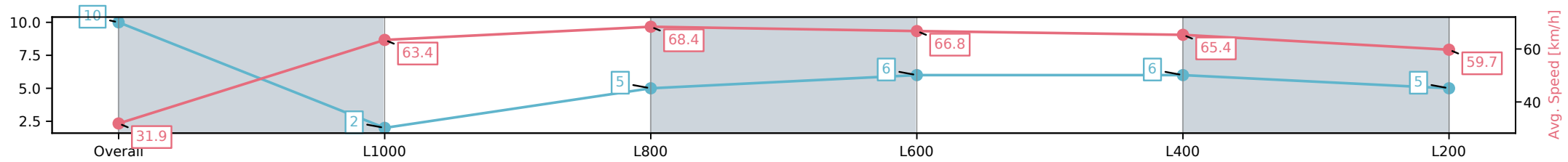
Horse/Jockey Name	FOURTH POWER/Ben Price
Finish Rank	10
Fastest Section Time (Section)	0:10.68 (L800)
Top Speed [km/h] (Section)	69.7 (L1000)
Race State	Finished



Morphettville SA - Professional
 Race 9: Grand Syndicates Handicap - 1050m
 25 January 2025 - 5:18PM
 Track Rating: Good 4, Weather: Fine, Rail Position: True



Section	Overall	L1000	L800	L600	L400	L200
Section Times	1:01.74[10] (0:05.63)	0:56.11[2] (0:11.36)	0:44.75[5] (0:10.68)	0:34.07[6] (0:10.94)	0:23.13[6] (0:11.07)	0:12.06[5] (0:12.06)
Average Speed [km/h]	31.9	63.4	68.4	66.8	65.4	59.7
Top Speed [km/h]	55.3	67.6	69.7	67.8	66.4	63.4
Avg. Dist. to Rail [m]	10.2	5.8	3.5	2.8	6.3	10.3
Avg. Stride Freq. [Hz]	2.2	2.5	2.5	2.5	2.4	2.3
Avg. Stride Length [m]	4.6	6.8	7.1	7.1	7.0	6.8



[] Ranking at each section and finish
 -:-:- No data available at this section
 NA No data available