



RACINGSA

# Morphettville SA

## Race 7: The Fotobase Group Handicap - 1800m

25 January 2025 - 3:57PM



Morphettville

Track Rating: Good 4, Weather: Fine, Rail Position: True

Section Field Times							Overall	L1600	L1400	L1200	L1000	L800	
							1:50.02 (0:14.59)	1:35.43 (0:11.56)	1:23.87 (0:12.19)	1:11.68 (0:12.39)	0:59.28 (0:12.22)	0:47.07 (0:11.63)	
Position	#	Horse/Jockey	Barrier	Top Speed [km/h]	Fastest Section	First 400m							Distance Travelled From Winner [m]
1	8	<b>INAUGURAL</b> Jason Holder	12	64.5 800-600	0:11.39 600-400	0:26.38	1:50.02 (0:14.87)	1:35.15 [5] (0:11.51)	1:23.64 [3] (0:12.38)	1:11.26 [4] (0:12.40)	0:58.86 [5] (0:12.22)	0:46.64 [6] (0:11.64)	
2	2	<b>RABTAT</b> Todd Pannell	15	64.1 1000-800	0:11.51 600-400	0:26.66	1:50.10 (0:15.02)	1:35.08 [6] (0:11.64)	1:23.44 [6] (0:12.12)	1:11.32 [5] (0:12.24)	0:59.08 [4] (0:12.23)	0:46.85 [5] (0:11.55)	+5
3	1	<b>EVERYTHING COUNTS</b> Manoel Nunes	11	65.1 1000-800	0:11.39 600-400	0:26.80	1:50.11 (0:15.07)	1:35.04 [8] (0:11.73)	1:23.31 [9] (0:12.33)	1:10.98 [8] (0:12.32)	0:58.66 [8] (0:12.08)	0:46.58 [7] (0:11.49)	+6
4	7	<b>ENLIST</b> Jacob Opperman	8	66.1 1000-800	0:11.33 800-600	0:27.25	1:50.25 (0:15.65)	1:34.60 [11] (0:11.60)	1:23.00 [11] (0:12.31)	1:10.69 [11] (0:12.34)	0:58.35 [11] (0:12.20)	0:46.15 [11] (0:11.33)	+8
5	6	<b>WHATSANAMEGEORGE</b> Jake Toeroek	5	65.5 800-600	0:11.40 600-400	0:26.39	1:50.38 (0:14.83)	1:35.55 [3] (0:11.56)	1:23.99 [4] (0:12.53)	1:11.46 [7] (0:12.47)	0:58.99 [7] (0:12.22)	0:46.77 [8] (0:11.56)	+6
6	5	<b>ENTERPRISE LASSIE</b> Teagan Voorham	6	64.2 800-600	0:11.56 1600-1400	0:26.15	1:50.40 (0:14.59)	1:35.81 [1] (0:11.56)	1:24.25 [1] (0:12.23)	1:12.02 [2] (0:12.43)	0:59.59 [2] (0:12.13)	0:47.46 [1] (0:11.63)	+4
7	3	<b>LOMAX</b> Sairyn Fawke	7	65.6 1000-800	0:11.37 600-400	0:27.37	1:50.41 (0:15.80)	1:34.61 [12] (0:11.56)	1:23.04 [12] (0:12.40)	1:10.64 [12] (0:12.33)	0:58.31 [12] (0:12.20)	0:46.11 [12] (0:11.47)	+6
8	4	<b>MAWKEB</b> Lachlan Neindorf	10	66.4 1000-800	0:11.38 800-600	0:26.72	1:50.42 (0:15.02)	1:35.40 [7] (0:11.70)	1:23.70 [8] (0:12.50)	1:11.20 [9] (0:12.45)	0:58.75 [10] (0:12.18)	0:46.57 [10] (0:11.38)	+10
9	10	<b>PUNCHIN</b> Kayla Crowther	14	64.9 1800-1600	0:11.33 1600-1400	0:26.19	1:50.50 (0:14.86)	1:35.64 [4] (0:11.33)	1:24.31 [2] (0:12.14)	1:12.17 [1] (0:12.39)	0:59.78 [1] (0:12.24)	0:47.54 [2] (0:11.66)	-5
10	14	<b>ONE SKY ABOVE US</b> Rochelle Milnes	1	64.3 800-600	0:11.35 600-400	0:26.39	1:50.83 (0:14.74)	1:36.09 [2] (0:11.65)	1:24.44 [5] (0:12.23)	1:12.21 [3] (0:12.32)	0:59.89 [3] (0:12.20)	0:47.69 [4] (0:11.68)	-4

Scratched: Eight On The Dot (#9), Tokyo Run (#12), Turned Loose (#15)

Report Created: Sat 25 January 2025 16:53:38 GMT+11 (Note: Timing is based on positional data)

- [ ] Position in running at each section and finish
- :-:- No data available at this section
- NA No data available
- █ Background shading for fastest section
- # Saddle cloth number
- DNF Did not finish
- DNT Did not track



RACINGSA

# Morphettville SA

## Race 7: The Fotobase Group Handicap - 1800m

25 January 2025 - 3:57PM

Track Rating: Good 4, Weather: Fine, Rail Position: True



Morphettville

Section Field Times							Overall	L1600	L1400	L1200	L1000	L800	
							1:50.02 (0:14.59)	1:35.43 (0:11.56)	1:23.87 (0:12.19)	1:11.68 (0:12.39)	0:59.28 (0:12.22)	0:47.07 (0:11.63)	
Position	#	Horse/Jockey	Barrier	Top Speed [km/h]	Fastest Section	First 400m							Distance Travelled From Winner [m]
11	13	<b>WHEELS</b> Justin Potter	9	64.0 800-600	0:11.44 600-400	0:26.95	1:51.17 (0:15.36)	1:35.81 [10] (0:11.59)	1:24.22 [10] (0:12.27)	1:11.95 [10] (0:12.41)	0:59.54 [9] (0:12.10)	0:47.44 [9] (0:11.52)	-3
12	11	<b>ANOTHER FREE GLASS</b> Jessica Tzaferis	3	64.8 1800-1600	0:11.40 1600-1400	0:26.70	1:51.19 (0:15.30)	1:35.89 [9] (0:11.40)	1:24.49 [7] (0:12.09)	1:12.40 [6] (0:12.38)	1:00.02 [6] (0:11.95)	0:48.07 [3] (0:11.55)	-4

Scratched: Eight On The Dot (#9), Tokyo Run (#12), Turned Loose (#15)

- [ ] Position in running at each section and finish
- #: Saddle cloth number
- :--- No data available at this section
- DNF Did not finish
- NA No data available
- DNT Did not track
- █ Background shading for fastest section



RACINGSA

# Morphettville SA

## Race 7: The Fotobase Group Handicap - 1800m

25 January 2025 - 3:57PM

Track Rating: Good 4, Weather: Fine, Rail Position: True



Morphettville

Section	Field Times	L600	L400	L200
		0:35.45 (0:11.56)	0:23.88 (0:11.80)	0:12.08 (0:12.08)

Position	#	Horse/Jockey	Barrier	Top Speed [km/h]	Fastest Section	First 400m	L600	L400	L200	Margin	Distance Travelled From Winner [m]
1	8	<b>INAUGURAL</b> Jason Holder	12	64.5 800-600	0:11.39 600-400	0:26.38	0:35.00 [6] (0:11.39)	0:23.61 [7] (0:11.53)	0:12.08 [1] (0:12.08)	1:50.02	
2	2	<b>RABTAT</b> Todd Pannell	15	64.1 1000-800	0:11.51 600-400	0:26.66	0:35.30 [4] (0:11.51)	0:23.79 [5] (0:11.67)	0:12.12 [4] (0:12.12)	0.53L	+5
3	1	<b>EVERYTHING COUNTS</b> Manoel Nunes	11	65.1 1000-800	0:11.39 600-400	0:26.80	0:35.09 [7] (0:11.39)	0:23.70 [6] (0:11.55)	0:12.15 [3] (0:12.15)	0.56L	+6
4	7	<b>ENLIST</b> Jacob Opperman	8	66.1 1000-800	0:11.33 800-600	0:27.25	0:34.82 [11] (0:11.35)	0:23.47 [11] (0:11.42)	0:12.05 [7] (0:12.05)	1.48L	+8
5	6	<b>WHATSANAMEGEORGE</b> Jake Toeroek	5	65.5 800-600	0:11.40 600-400	0:26.39	0:35.20 [8] (0:11.40)	0:23.80 [8] (0:11.68)	0:12.12 [9] (0:12.12)	2.29L	+6
6	5	<b>ENTERPRISE LASSIE</b> Teagan Voorham	6	64.2 800-600	0:11.56 1600-1400	0:26.15	0:35.83 [1] (0:11.56)	0:24.26 [1] (0:11.80)	0:12.46 [2] (0:12.46)	2.37L	+4
7	3	<b>LOMAX</b> Sairyn Fawke	7	65.6 1000-800	0:11.37 600-400	0:27.37	0:34.64 [12] (0:11.37)	0:23.27 [12] (0:11.48)	0:11.79 [12] (0:11.79)	2.46L	+6
8	4	<b>MAWKEB</b> Lachlan Neindorf	10	66.4 1000-800	0:11.38 800-600	0:26.72	0:35.19 [9] (0:11.48)	0:23.71 [10] (0:11.50)	0:12.21 [8] (0:12.21)	2.54L	+10
9	10	<b>PUNCHIN</b> Kayla Crowther	14	64.9 1800-1600	0:11.33 1600-1400	0:26.19	0:35.88 [2] (0:11.53)	0:24.35 [2] (0:11.86)	0:12.49 [5] (0:12.49)	3.01L	-5
10	14	<b>ONE SKY ABOVE US</b> Rochelle Milnes	1	64.3 800-600	0:11.35 600-400	0:26.39	0:36.01 [5] (0:11.35)	0:24.66 [3] (0:11.94)	0:12.72 [6] (0:12.72)	5.05L	-4

Scratched: Eight On The Dot (#9), Tokyo Run (#12), Turned Loose (#15)

Report Created: Sat 25 January 2025 16:53:39 GMT+11 (Note: Timing is based on positional data)

- [ ] Position in running at each section and finish
- #: Saddle cloth number
- :--- No data available at this section
- DNF Did not finish
- NA No data available
- DNT Did not track
- █ Background shading for fastest section



# Morphettville SA

## Race 7: The Fotobase Group Handicap - 1800m

25 January 2025 - 3:57PM



Track Rating: Good 4, Weather: Fine, Rail Position: True

Section	L600	L400	L200
Field Times	0:35.45 (0:11.56)	0:23.88 (0:11.80)	0:12.08 (0:12.08)

Position	#	Horse/Jockey	Barrier	Top Speed [km/h]	Fastest Section	First 400m	L600	L400	L200	Margin	Distance Travelled From Winner [m]
11	13	<b>WHEELS</b> Justin Potter	9	64.0 800-600	0:11.44 600-400	0:26.95	0:35.92 [10] (0:11.44)	0:24.48 [9] (0:11.81)	0:12.67 [11] (0:12.67)	7.2L	-3
12	11	<b>ANOTHER FREE GLASS</b> Jessica Tzaferis	3	64.8 1800-1600	0:11.40 1600-1400	0:26.70	0:36.52 [3] (0:11.56)	0:24.95 [4] (0:12.07)	0:12.88 [10] (0:12.88)	7.31L	-4

Scratched: Eight On The Dot (#9), Tokyo Run (#12), Turned Loose (#15)

- [ ] Position in running at each section and finish
- #: Saddle cloth number
- :--- No data available at this section
- DNF Did not finish
- NA No data available
- DNT Did not track
- █ Background shading for fastest section

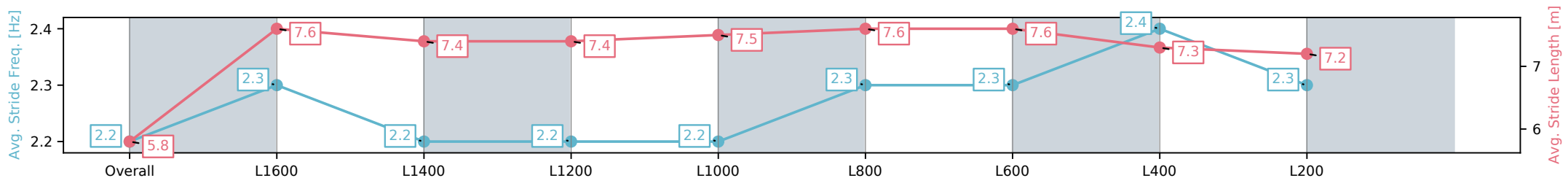
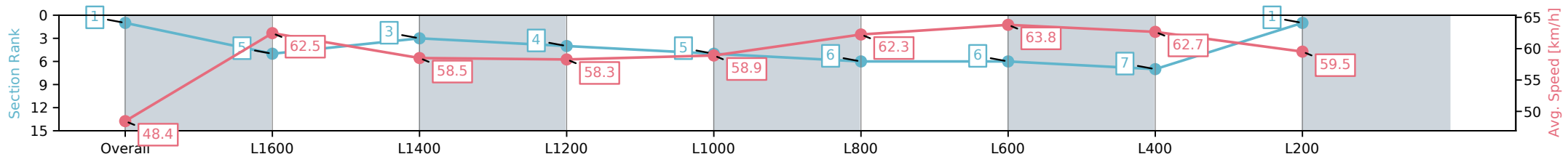
Horse/Jockey Name	INAUGURAL/Jason Holder
Finish Rank	1
Fastest Section Time (Section)	0:11.39 (L600)
Top Speed [km/h] (Section)	64.5 (L800)
Race State	Finished



Morphettville SA - Professional  
 Race 7: The Fotobase Group Handicap - 1800m  
 25 January 2025 - 3:57PM  
 Track Rating: Good 4, Weather: Fine, Rail Position: True



Section	Overall	L1600	L1400	L1200	L1000	L800	L600	L400	L200
Section Times	1:50.02 [1] (0:14.87)	1:35.15 [5] (0:11.51)	1:23.64 [3] (0:12.38)	1:11.26 [4] (0:12.40)	0:58.86 [5] (0:12.22)	0:46.64 [6] (0:11.64)	0:35.00 [6] (0:11.39)	0:23.61 [7] (0:11.53)	0:12.08 [1] (0:12.08)
Average Speed [km/h]	48.4	62.5	58.5	58.3	58.9	62.3	63.8	62.7	59.5
Top Speed [km/h]	62.7	64.1	59.1	58.9	60.1	63.0	64.5	64.2	61.8
Avg. Dist. to Rail [m]	6.9	3.0	1.7	1.0	2.3	1.9	1.6	4.0	6.1
Avg. Stride Freq. [Hz]	2.2	2.3	2.2	2.2	2.2	2.3	2.3	2.4	2.3
Avg. Stride Length [m]	5.8	7.6	7.4	7.4	7.5	7.6	7.6	7.3	7.2



[ ] Ranking at each section and finish  
 -:-:- No data available at this section  
 NA No data available

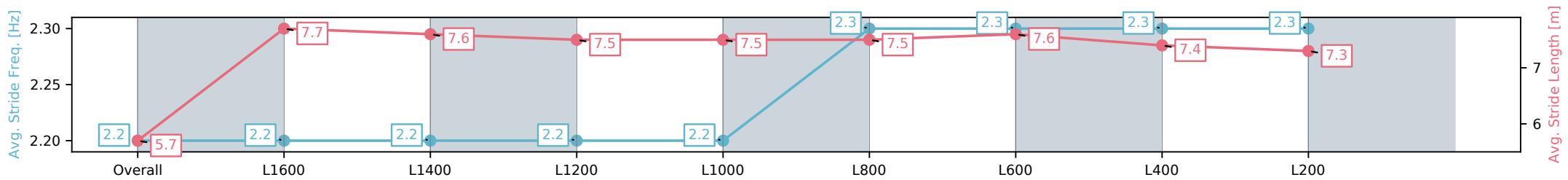
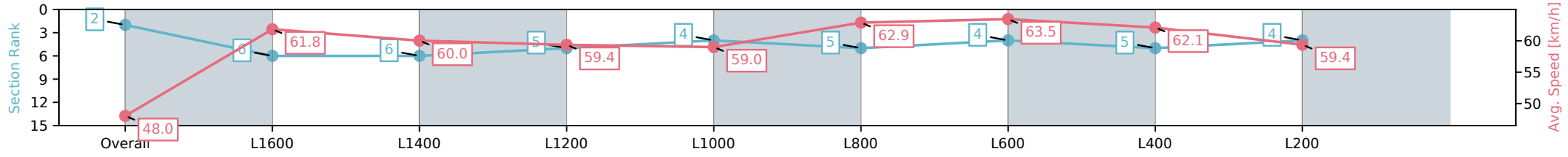
Horse/Jockey Name	RABTAT/Todd Pannell
Finish Rank	2
Fastest Section Time (Section)	0:11.51 (L600)
Top Speed [km/h] (Section)	64.1 (L1000)
Race State	Finished



Morphettville SA - Professional  
 Race 7: The Fotobase Group Handicap - 1800m  
 25 January 2025 - 3:57PM  
 Track Rating: Good 4, Weather: Fine, Rail Position: True



Section	Overall	L1600	L1400	L1200	L1000	L800	L600	L400	L200
Section Times	1:50.10 [2] (0:15.02)	1:35.08 [6] (0:11.64)	1:23.44 [6] (0:12.12)	1:11.32 [5] (0:12.24)	0:59.08 [4] (0:12.23)	0:46.85 [5] (0:11.55)	0:35.30 [4] (0:11.51)	0:23.79 [5] (0:11.67)	0:12.12 [4] (0:12.12)
Average Speed [km/h]	48.0	61.8	60.0	59.4	59.0	62.9	63.5	62.1	59.4
Top Speed [km/h]	62.4	63.1	60.5	60.7	60.3	64.1	64.0	63.5	61.7
Avg. Dist. to Rail [m]	9.0	4.0	3.0	2.5	3.5	3.0	2.7	6.2	7.9
Avg. Stride Freq. [Hz]	2.2	2.2	2.2	2.2	2.2	2.3	2.3	2.3	2.3
Avg. Stride Length [m]	5.7	7.7	7.6	7.5	7.5	7.5	7.6	7.4	7.3



[ ] Ranking at each section and finish  
 -:-:- No data available at this section  
 NA No data available

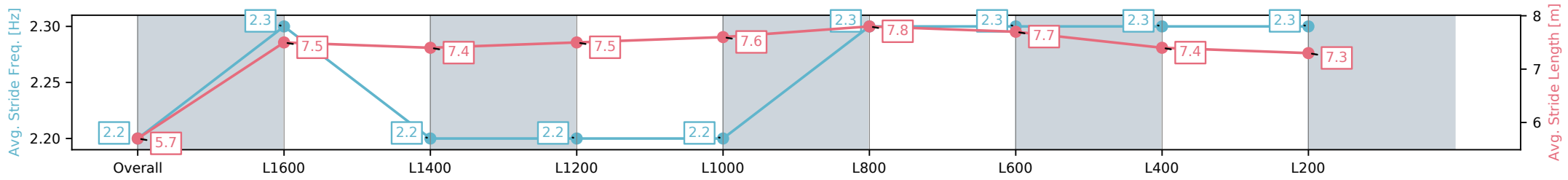
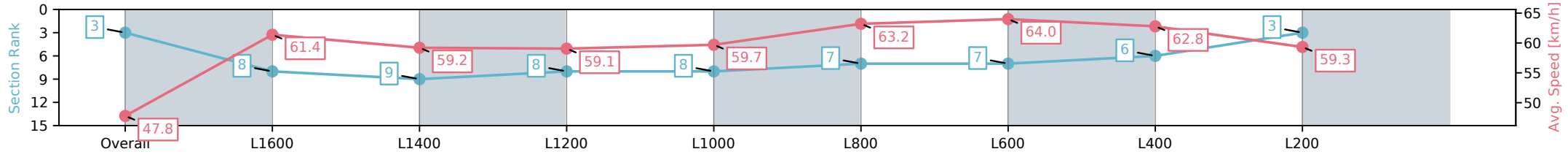
Horse/Jockey Name	EVERYTHING COUNTS/Manoel Nunes
Finish Rank	3
Fastest Section Time (Section)	0:11.39 (L600)
Top Speed [km/h] (Section)	65.1 (L1000)
Race State	Finished



Morphettville SA - Professional  
 Race 7: The Fotobase Group Handicap - 1800m  
 25 January 2025 - 3:57PM  
 Track Rating: Good 4, Weather: Fine, Rail Position: True



Section	Overall	L1600	L1400	L1200	L1000	L800	L600	L400	L200
Section Times	1:50.11 [3] (0:15.07)	1:35.04 [8] (0:11.73)	1:23.31 [9] (0:12.33)	1:10.98 [8] (0:12.32)	0:58.66 [8] (0:12.08)	0:46.58 [7] (0:11.49)	0:35.09 [7] (0:11.39)	0:23.70 [6] (0:11.55)	0:12.15 [3] (0:12.15)
Average Speed [km/h]	47.8	61.4	59.2	59.1	59.7	63.2	64.0	62.8	59.3
Top Speed [km/h]	63.1	63.1	59.9	59.7	60.9	65.1	64.7	63.9	61.7
Avg. Dist. to Rail [m]	6.3	4.0	3.7	2.9	3.4	2.7	2.5	6.5	9.2
Avg. Stride Freq. [Hz]	2.2	2.3	2.2	2.2	2.2	2.3	2.3	2.3	2.3
Avg. Stride Length [m]	5.7	7.5	7.4	7.5	7.6	7.8	7.7	7.4	7.3



[ ] Ranking at each section and finish  
 -:-:- No data available at this section  
 NA No data available

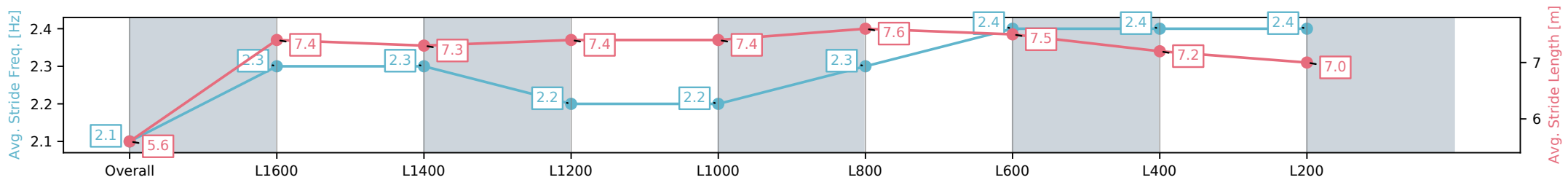
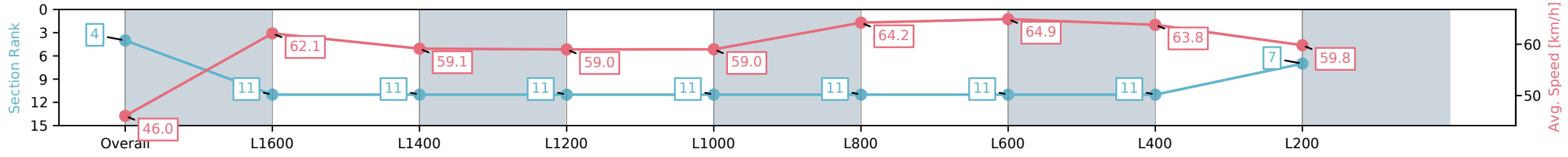
Horse/Jockey Name	ENLIST/Jacob Opperman
Finish Rank	4
Fastest Section Time (Section)	0:11.33 (L800)
Top Speed [km/h] (Section)	66.1 (L1000)
Race State	Finished



Morphettville SA - Professional  
 Race 7: The Fotobase Group Handicap - 1800m  
 25 January 2025 - 3:57PM  
 Track Rating: Good 4, Weather: Fine, Rail Position: True



Section	Overall	L1600	L1400	L1200	L1000	L800	L600	L400	L200
Section Times	1:50.25 [4] (0:15.65)	1:34.60 [11] (0:11.60)	1:23.00 [11] (0:12.31)	1:10.69 [11] (0:12.34)	0:58.35 [11] (0:12.20)	0:46.15 [11] (0:11.33)	0:34.82 [11] (0:11.35)	0:23.47 [11] (0:11.42)	0:12.05 [7] (0:12.05)
Average Speed [km/h]	46.0	62.1	59.1	59.0	59.0	64.2	64.9	63.8	59.8
Top Speed [km/h]	62.2	62.9	60.9	60.0	60.3	66.1	65.7	65.9	63.9
Avg. Dist. to Rail [m]	4.9	3.3	3.2	2.9	3.6	2.9	4.3	10.1	13.2
Avg. Stride Freq. [Hz]	2.1	2.3	2.3	2.2	2.2	2.3	2.4	2.4	2.4
Avg. Stride Length [m]	5.6	7.4	7.3	7.4	7.4	7.6	7.5	7.2	7.0



[ ] Ranking at each section and finish  
 -:-:- No data available at this section  
 NA No data available



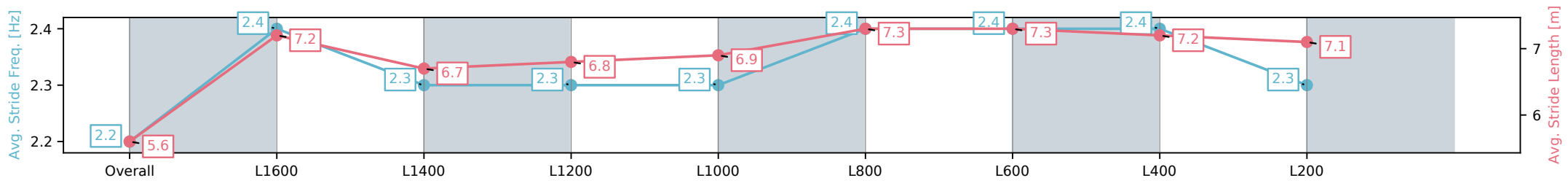
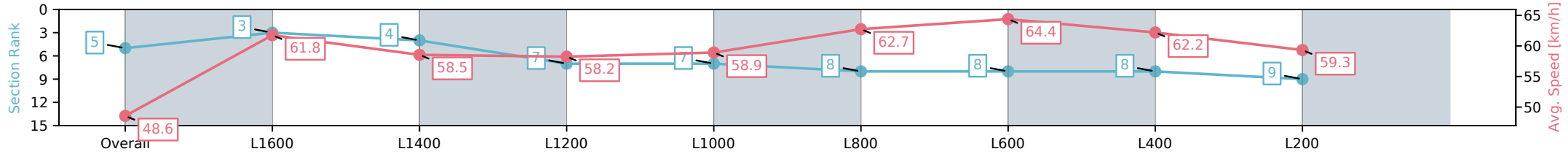
Horse/Jockey Name	WHATSANAMEGEORGE/Jake Toeroek
Finish Rank	5
Fastest Section Time (Section)	0:11.40 (L600)
Top Speed [km/h] (Section)	65.5 (L800)
Race State	Finished



Morphettville SA - Professional  
 Race 7: The Fotobase Group Handicap - 1800m  
 25 January 2025 - 3:57PM  
 Track Rating: Good 4, Weather: Fine, Rail Position: True



Section	Overall	L1600	L1400	L1200	L1000	L800	L600	L400	L200
Section Times	1:50.38 [5] (0:14.83)	1:35.55 [3] (0:11.56)	1:23.99 [4] (0:12.53)	1:11.46 [7] (0:12.47)	0:58.99 [7] (0:12.22)	0:46.77 [8] (0:11.56)	0:35.20 [8] (0:11.40)	0:23.80 [8] (0:11.68)	0:12.12 [9] (0:12.12)
Average Speed [km/h]	48.6	61.8	58.5	58.2	58.9	62.7	64.4	62.2	59.3
Top Speed [km/h]	61.9	63.2	62.8	59.1	59.9	64.8	65.5	63.5	61.8
Avg. Dist. to Rail [m]	2.3	2.7	2.8	2.4	3.0	2.5	3.6	6.9	9.5
Avg. Stride Freq. [Hz]	2.2	2.4	2.3	2.3	2.3	2.4	2.4	2.4	2.3
Avg. Stride Length [m]	5.6	7.2	6.7	6.8	6.9	7.3	7.3	7.2	7.1



[ ] Ranking at each section and finish  
 -:-:- No data available at this section  
 NA No data available

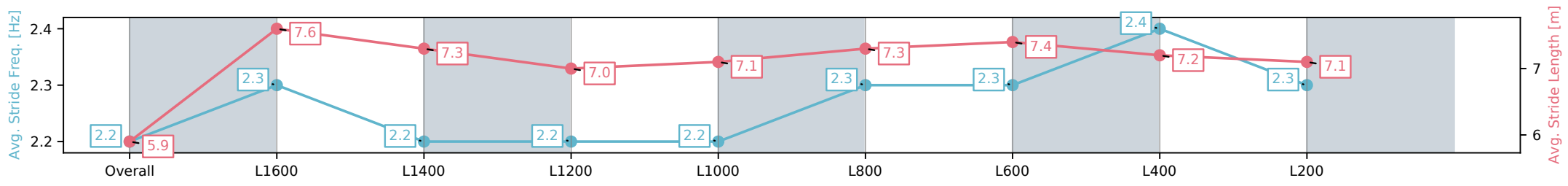
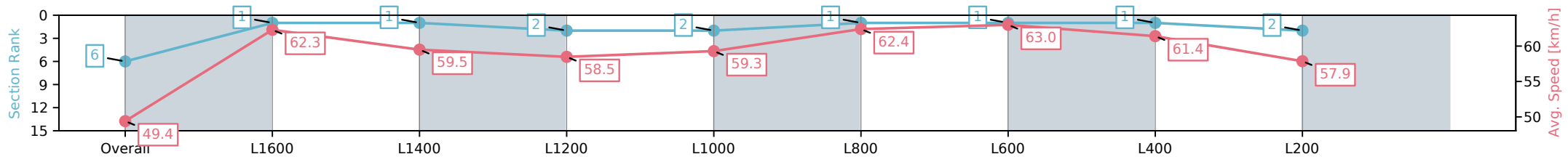
Horse/Jockey Name	ENTERPRISE LASSIE/Teagan Voorham
Finish Rank	6
Fastest Section Time (Section)	0:11.56 (L1600)
Top Speed [km/h] (Section)	64.2 (L800)
Race State	Finished



Morphettville SA - Professional  
 Race 7: The Fotobase Group Handicap - 1800m  
 25 January 2025 - 3:57PM  
 Track Rating: Good 4, Weather: Fine, Rail Position: True



Section	Overall	L1600	L1400	L1200	L1000	L800	L600	L400	L200
Section Times	1:50.40 [6] (0:14.59)	1:35.81 [1] (0:11.56)	1:24.25 [1] (0:12.23)	1:12.02 [2] (0:12.43)	0:59.59 [2] (0:12.13)	0:47.46 [1] (0:11.63)	0:35.83 [1] (0:11.56)	0:24.26 [1] (0:11.80)	0:12.46 [2] (0:12.46)
Average Speed [km/h]	49.4	62.3	59.5	58.5	59.3	62.4	63.0	61.4	57.9
Top Speed [km/h]	62.3	63.1	61.6	59.5	61.3	63.5	64.2	63.0	60.0
Avg. Dist. to Rail [m]	5.2	3.4	3.1	2.4	2.9	2.0	2.4	5.9	6.8
Avg. Stride Freq. [Hz]	2.2	2.3	2.2	2.2	2.2	2.3	2.3	2.4	2.3
Avg. Stride Length [m]	5.9	7.6	7.3	7.0	7.1	7.3	7.4	7.2	7.1



[ ] Ranking at each section and finish  
 -:-:- No data available at this section  
 NA No data available

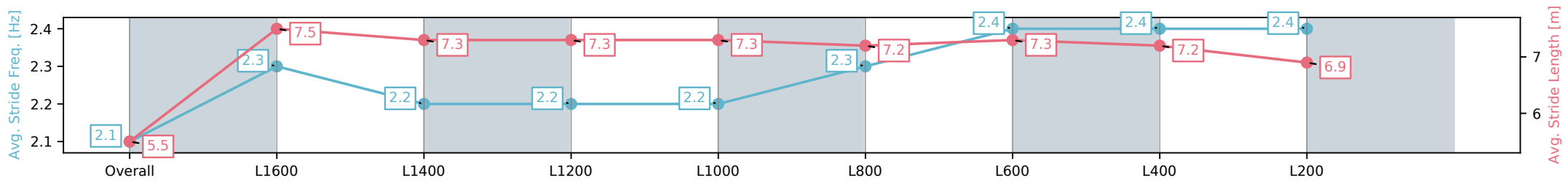
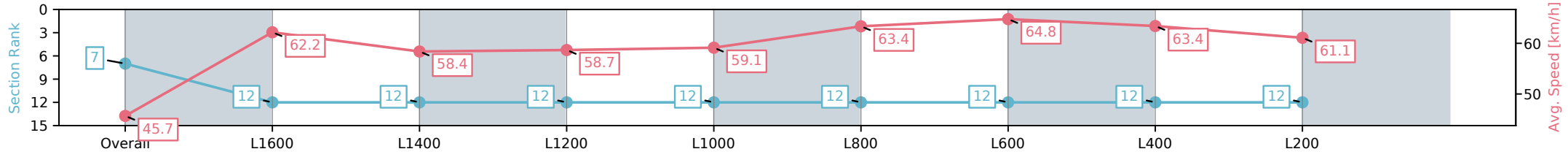
Horse/Jockey Name	LOMAX/Sairyn Fawke
Finish Rank	7
Fastest Section Time (Section)	0:11.37 (L600)
Top Speed [km/h] (Section)	65.6 (L1000)
Race State	Finished



Morphettville SA - Professional  
 Race 7: The Fotobase Group Handicap - 1800m  
 25 January 2025 - 3:57PM  
 Track Rating: Good 4, Weather: Fine, Rail Position: True



Section	Overall	L1600	L1400	L1200	L1000	L800	L600	L400	L200
Section Times	1:50.41 [7] (0:15.80)	1:34.61 [12] (0:11.56)	1:23.04 [12] (0:12.40)	1:10.64 [12] (0:12.33)	0:58.31 [12] (0:12.20)	0:46.11 [12] (0:11.47)	0:34.64 [12] (0:11.37)	0:23.27 [12] (0:11.48)	0:11.79 [12] (0:11.79)
Average Speed [km/h]	45.7	62.2	58.4	58.7	59.1	63.4	64.8	63.4	61.1
Top Speed [km/h]	61.8	63.8	60.8	59.6	60.0	65.6	65.3	64.0	62.6
Avg. Dist. to Rail [m]	3.1	1.5	1.4	1.5	2.8	3.0	4.4	8.6	12.6
Avg. Stride Freq. [Hz]	2.1	2.3	2.2	2.2	2.2	2.3	2.4	2.4	2.4
Avg. Stride Length [m]	5.5	7.5	7.3	7.3	7.3	7.2	7.3	7.2	6.9



[ ] Ranking at each section and finish  
 -:-:- No data available at this section  
 NA No data available

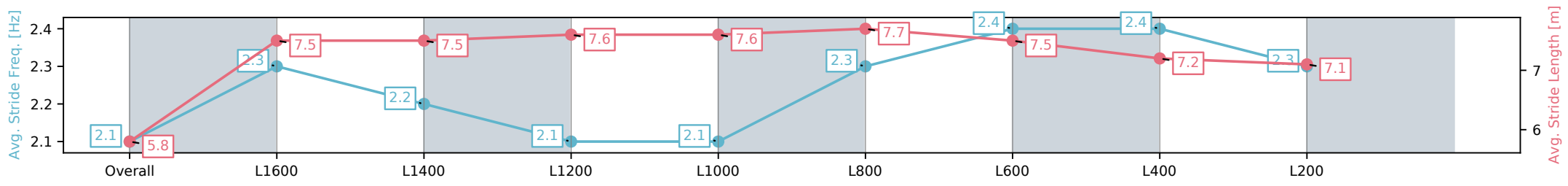
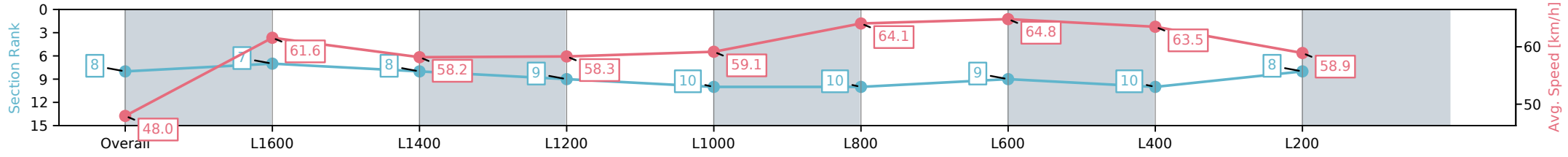
Horse/Jockey Name	MAWKEB/Lachlan Neindorf
Finish Rank	8
Fastest Section Time (Section)	0:11.38 (L800)
Top Speed [km/h] (Section)	66.4 (L1000)
Race State	Finished



Morphettville SA - Professional  
 Race 7: The Fotobase Group Handicap - 1800m  
 25 January 2025 - 3:57PM  
 Track Rating: Good 4, Weather: Fine, Rail Position: True



Section	Overall	L1600	L1400	L1200	L1000	L800	L600	L400	L200
Section Times	1:50.42 [8] (0:15.02)	1:35.40 [7] (0:11.70)	1:23.70 [8] (0:12.50)	1:11.20 [9] (0:12.45)	0:58.75 [10] (0:12.18)	0:46.57 [10] (0:11.38)	0:35.19 [9] (0:11.48)	0:23.71 [10] (0:11.50)	0:12.21 [8] (0:12.21)
Average Speed [km/h]	48.0	61.6	58.2	58.3	59.1	64.1	64.8	63.5	58.9
Top Speed [km/h]	61.3	62.8	59.7	59.5	61.4	66.4	66.0	64.5	61.9
Avg. Dist. to Rail [m]	5.4	3.4	2.8	2.2	3.5	3.4	6.3	10.9	13.0
Avg. Stride Freq. [Hz]	2.1	2.3	2.2	2.1	2.1	2.3	2.4	2.4	2.3
Avg. Stride Length [m]	5.8	7.5	7.5	7.6	7.6	7.7	7.5	7.2	7.1



[ ] Ranking at each section and finish  
 -:-:- No data available at this section  
 NA No data available

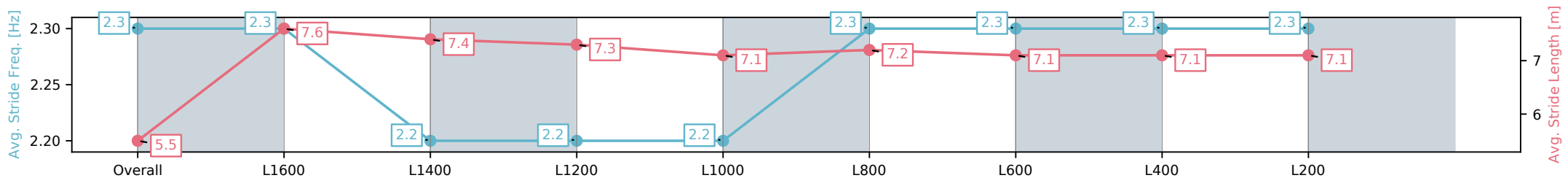
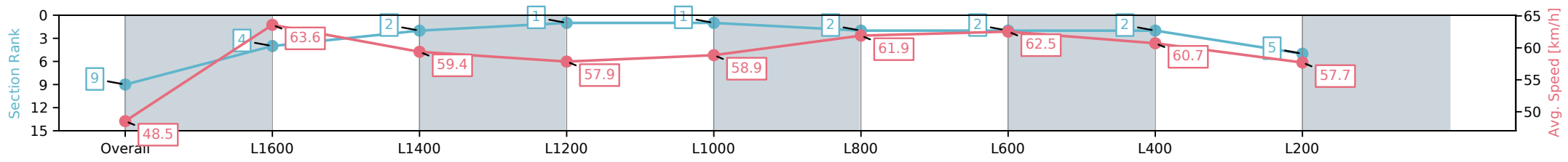
Horse/Jockey Name	PUNCHIN/Kayla Crowther
Finish Rank	9
Fastest Section Time (Section)	0:11.33 (L1600)
Top Speed [km/h] (Section)	64.9 (Overall)
Race State	Finished



Morphettville SA - Professional  
 Race 7: The Fotobase Group Handicap - 1800m  
 25 January 2025 - 3:57PM  
 Track Rating: Good 4, Weather: Fine, Rail Position: True



Section	Overall	L1600	L1400	L1200	L1000	L800	L600	L400	L200
Section Times	1:50.50 [9] (0:14.86)	1:35.64 [4] (0:11.33)	1:24.31 [2] (0:12.14)	1:12.17 [1] (0:12.39)	0:59.78 [1] (0:12.24)	0:47.54 [2] (0:11.66)	0:35.88 [2] (0:11.53)	0:24.35 [2] (0:11.86)	0:12.49 [5] (0:12.49)
Average Speed [km/h]	48.5	63.6	59.4	57.9	58.9	61.9	62.5	60.7	57.7
Top Speed [km/h]	63.8	64.9	62.0	58.7	60.5	62.5	63.2	62.0	60.4
Avg. Dist. to Rail [m]	8.1	3.9	1.6	0.9	1.7	0.9	0.5	0.8	1.0
Avg. Stride Freq. [Hz]	2.3	2.3	2.2	2.2	2.2	2.3	2.3	2.3	2.3
Avg. Stride Length [m]	5.5	7.6	7.4	7.3	7.1	7.2	7.1	7.1	7.1



[ ] Ranking at each section and finish  
 -:-:- No data available at this section  
 NA No data available

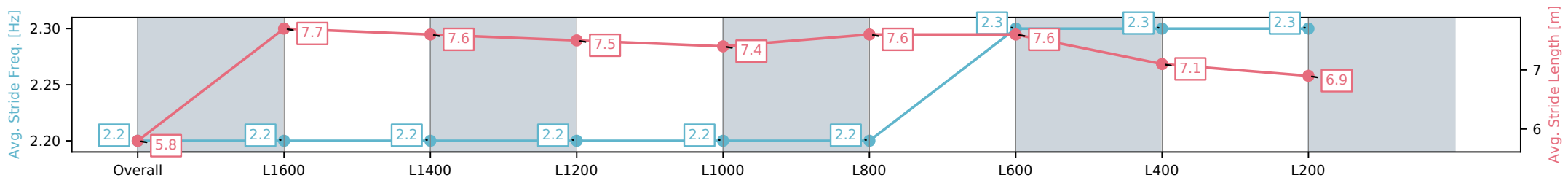
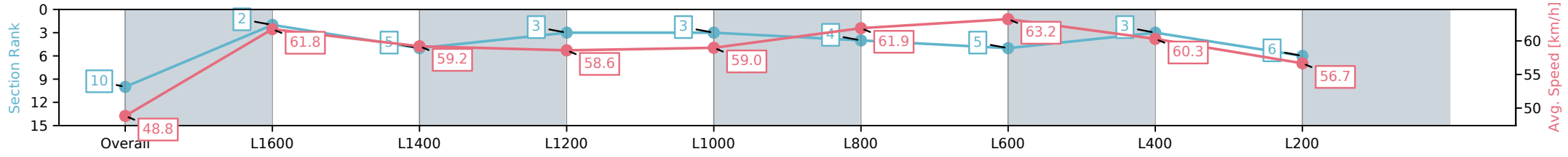
Horse/Jockey Name	ONE SKY ABOVE US/Rochelle Milnes
Finish Rank	10
Fastest Section Time (Section)	0:11.35 (L600)
Top Speed [km/h] (Section)	64.3 (L800)
Race State	Finished



Morphettville SA - Professional  
 Race 7: The Fotobase Group Handicap - 1800m  
 25 January 2025 - 3:57PM  
 Track Rating: Good 4, Weather: Fine, Rail Position: True



Section	Overall	L1600	L1400	L1200	L1000	L800	L600	L400	L200
Section Times	1:50.83 [10] (0:14.74)	1:36.09 [2] (0:11.65)	1:24.44 [5] (0:12.23)	1:12.21 [3] (0:12.32)	0:59.89 [3] (0:12.20)	0:47.69 [4] (0:11.68)	0:36.01 [5] (0:11.35)	0:24.66 [3] (0:11.94)	0:12.72 [6] (0:12.72)
Average Speed [km/h]	48.8	61.8	59.2	58.6	59.0	61.9	63.2	60.3	56.7
Top Speed [km/h]	61.2	62.3	60.4	59.4	60.6	62.5	64.3	62.0	58.8
Avg. Dist. to Rail [m]	1.7	2.0	1.6	0.7	1.5	1.0	0.2	0.7	2.5
Avg. Stride Freq. [Hz]	2.2	2.2	2.2	2.2	2.2	2.2	2.3	2.3	2.3
Avg. Stride Length [m]	5.8	7.7	7.6	7.5	7.4	7.6	7.6	7.1	6.9



[ ] Ranking at each section and finish  
 -:-:- No data available at this section  
 NA No data available

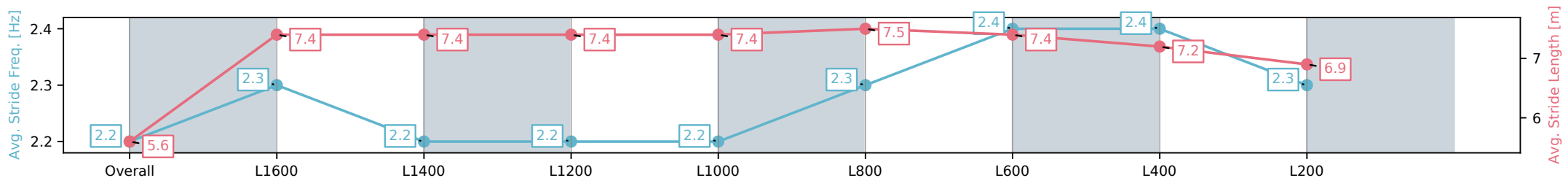
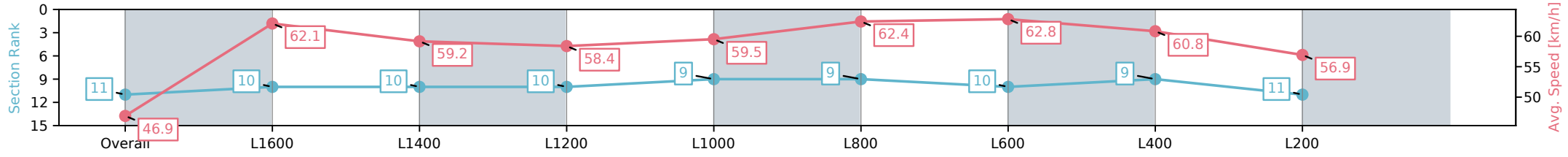
Horse/Jockey Name	WHEELS/Justin Potter
Finish Rank	11
Fastest Section Time (Section)	0:11.44 (L600)
Top Speed [km/h] (Section)	64.0 (L800)
Race State	Finished



Morphettville SA - Professional  
 Race 7: The Fotobase Group Handicap - 1800m  
 25 January 2025 - 3:57PM  
 Track Rating: Good 4, Weather: Fine, Rail Position: True



Section	Overall	L1600	L1400	L1200	L1000	L800	L600	L400	L200
Section Times	1:51.17 [11] (0:15.36)	1:35.81 [10] (0:11.59)	1:24.22 [10] (0:12.27)	1:11.95 [10] (0:12.41)	0:59.54 [9] (0:12.10)	0:47.44 [9] (0:11.52)	0:35.92 [10] (0:11.44)	0:24.48 [9] (0:11.81)	0:12.67 [11] (0:12.67)
Average Speed [km/h]	46.9	62.1	59.2	58.4	59.5	62.4	62.8	60.8	56.9
Top Speed [km/h]	61.8	62.7	61.4	59.3	61.4	63.6	64.0	62.0	59.1
Avg. Dist. to Rail [m]	5.3	3.0	2.3	1.4	1.3	0.6	0.2	0.8	3.9
Avg. Stride Freq. [Hz]	2.2	2.3	2.2	2.2	2.2	2.3	2.4	2.4	2.3
Avg. Stride Length [m]	5.6	7.4	7.4	7.4	7.4	7.5	7.4	7.2	6.9



[ ] Ranking at each section and finish  
 -:-:- No data available at this section  
 NA No data available

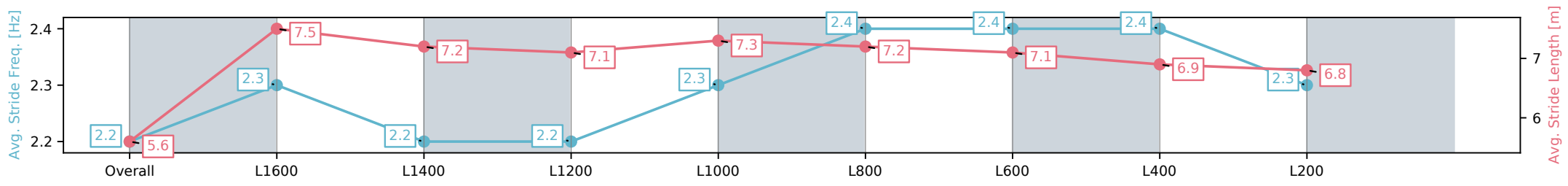
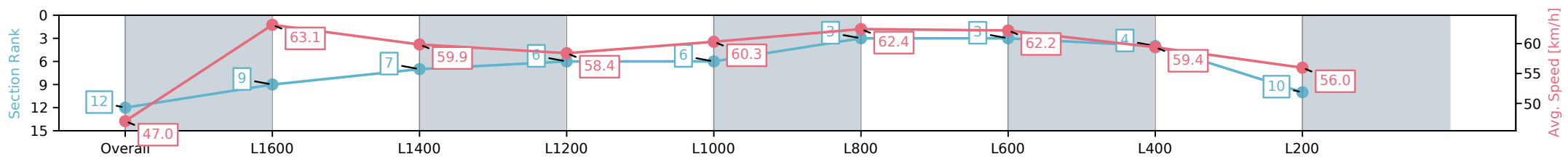
Horse/Jockey Name	ANOTHER FREE GLASS/Jessica Tzaferis
Finish Rank	12
Fastest Section Time (Section)	0:11.40 (L1600)
Top Speed [km/h] (Section)	64.8 (Overall)
Race State	Finished



Morphettville SA - Professional  
 Race 7: The Fotobase Group Handicap - 1800m  
 25 January 2025 - 3:57PM  
 Track Rating: Good 4, Weather: Fine, Rail Position: True



Section	Overall	L1600	L1400	L1200	L1000	L800	L600	L400	L200
Section Times	1:51.19 [12] (0:15.30)	1:35.89 [9] (0:11.40)	1:24.49 [7] (0:12.09)	1:12.40 [6] (0:12.38)	1:00.02 [6] (0:11.95)	0:48.07 [3] (0:11.55)	0:36.52 [3] (0:11.56)	0:24.95 [4] (0:12.07)	0:12.88 [10] (0:12.88)
Average Speed [km/h]	47.0	63.1	59.9	58.4	60.3	62.4	62.2	59.4	56.0
Top Speed [km/h]	62.0	64.8	61.3	58.8	61.9	63.8	62.8	61.7	57.6
Avg. Dist. to Rail [m]	2.1	1.1	1.4	1.3	1.2	1.0	0.5	0.6	1.2
Avg. Stride Freq. [Hz]	2.2	2.3	2.2	2.2	2.3	2.4	2.4	2.4	2.3
Avg. Stride Length [m]	5.6	7.5	7.2	7.1	7.3	7.2	7.1	6.9	6.8



[ ] Ranking at each section and finish  
 -:-:- No data available at this section  
 NA No data available