



RACINGSA

# Morphettville SA

Race 5: Adelaide Galvanising Industries Handicap - 1600m

25 January 2025 - 2:48PM

Track Rating: Good 4, Weather: Fine, Rail Position: True



Morphettville

Section Field Times							Overall	L1400	L1200	L1000	L800	L600		
							1:36.25 (0:13.70)	1:22.55 (0:11.01)	1:11.54 (0:11.44)	1:00.09 (0:12.02)	0:48.07 (0:12.11)	0:35.96 (0:11.59)		
Position	#	Horse/Jockey	Barrier	Top Speed [km/h]	Fastest Section	First 400m							Distance Travelled From Winner [m]	
1	8	<b>MASTER AT ARMS</b> Manoel Nunes	9	65.9 1600-1400	0:11.19 1400-1200	0:25.79	1:36.25 (0:14.60)	1:21.65 [10] (0:11.19)	1:10.46 [10] (0:11.65)	0:58.81 [9] (0:11.56)	0:47.24 [9] (0:11.76)	0:35.48 [6] (0:11.53)		
2	6	<b>CHARLESFORT</b> Felicity Atkinson	5	66.0 1600-1400	0:11.33 1400-1200	0:25.35	1:36.27 (0:14.02)	1:22.25 [5] (0:11.33)	1:10.92 [5] (0:11.70)	0:59.22 [6] (0:11.82)	0:47.40 [6] (0:11.93)	0:35.47 [7] (0:11.57)	-3	
3	4	<b>BABY ALEX</b> Lachlan Neindorf	3	65.8 1600-1400	0:11.23 1400-1200	0:25.57	1:36.49 (0:14.35)	1:22.14 [9] (0:11.23)	1:10.91 [8] (0:11.64)	0:59.27 [7] (0:11.79)	0:47.48 [8] (0:12.01)	0:35.47 [9] (0:11.48)	-9	
4	3	<b>SPARKUP</b> Ben Price	1	66.1 1600-1400	0:11.22 1400-1200	0:25.06	1:36.60 (0:13.84)	1:22.76 [2] (0:11.22)	1:11.54 [4] (0:11.68)	0:59.86 [4] (0:11.90)	0:47.96 [4] (0:12.00)	0:35.96 [5] (0:11.54)	-10	
5	9	<b>MONSEAGLE</b> Alana Livesey	2	66.9 1600-1400	0:11.01 1400-1200	0:24.71	1:36.66 (0:13.70)	1:22.96 [1] (0:11.01)	1:11.95 [1] (0:11.44)	1:00.51 [1] (0:12.03)	0:48.48 [1] (0:12.11)	0:36.37 [1] (0:11.57)	-10	
6	1	<b>SAN LUCIDO</b> Alan Lai	7	67.8 1600-1400	0:11.06 1400-1200	0:24.98	1:36.73 (0:13.92)	1:22.81 [4] (0:11.06)	1:11.75 [3] (0:11.59)	1:00.16 [3] (0:12.03)	0:48.13 [3] (0:11.98)	0:36.15 [4] (0:11.73)	-6	
7	12	<b>SIRMAZE</b> Rochelle Milnes	4	66.0 1600-1400	0:11.35 1400-1200	0:25.38	1:36.88 (0:14.03)	1:22.85 [6] (0:11.35)	1:11.50 [6] (0:11.67)	0:59.83 [5] (0:11.86)	0:47.97 [7] (0:11.96)	0:36.01 [8] (0:11.35)	-6	
8	5	<b>BULLS ON PARADE</b> Sairyn Fawke	10	67.5 1600-1400	0:10.96 1400-1200	0:24.82	1:36.92 (0:13.86)	1:23.06 [3] (0:10.96)	1:12.10 [2] (0:11.51)	1:00.59 [2] (0:12.01)	0:48.58 [2] (0:12.03)	0:36.55 [2] (0:11.63)	-4	
9	10	<b>PRICKLY POPPY</b> Jacob Opperman	8	67.4 1600-1400	0:11.10 1400-1200	0:25.88	1:37.40 (0:14.78)	1:22.62 [11] (0:11.10)	1:11.52 [11] (0:11.97)	0:59.55 [10] (0:11.42)	0:48.13 [10] (0:11.76)	0:36.37 [10] (0:11.72)	-2	
10	2	<b>ASTRODEAN</b> Todd Pannell	6	66.0 1600-1400	0:11.30 1400-1200	0:25.53	1:37.83 (0:14.23)	1:23.60 [7] (0:11.30)	1:12.30 [7] (0:11.71)	1:00.59 [8] (0:11.49)	0:49.10 [5] (0:11.71)	0:37.39 [3] (0:11.65)	-2	

Scratched: Lady Lupara (#11)  
Did Not Finish: Fast Bubbles (#7)

Report Created: Sat 25 January 2025 15:48:23 GMT+11 (Note: Timing is based on positional data)

- [ ] Position in running at each section and finish
- #: Saddle cloth number
- :-:-- No data available at this section
- DNF Did not finish
- NA No data available
- DNT Did not track
- █ Background shading for fastest section



RACINGSA

# Morphettville SA

Race 5: Adelaide Galvanising Industries Handicap - 1600m

25 January 2025 - 2:48PM

Track Rating: Good 4, Weather: Fine, Rail Position: True



Morphettville

Section Field Times				L400	L200							
				0:24.37	0:12.37							
				(0:12.00)	(0:12.37)							
Position	#	Horse/Jockey	Barrier	Top Speed [km/h]	Fastest Section	First 400m			Margin			Distance Travelled From Winner [m]
1	8	<b>MASTER AT ARMS</b> Manoel Nunes	9	65.9 1600-1400	0:11.19 1400-1200	0:25.79	0:23.95 [6] (0:11.78)	0:12.17 [3] (0:12.17)	1:36.25			
2	6	<b>CHARLESFORT</b> Felicity Atkinson	5	66.0 1600-1400	0:11.33 1400-1200	0:25.35	0:23.89 [8] (0:11.75)	0:12.14 [5] (0:12.14)	0.1L			-3
3	4	<b>BABY ALEX</b> Lachlan Neindorf	3	65.8 1600-1400	0:11.23 1400-1200	0:25.57	0:23.99 [9] (0:11.70)	0:12.29 [7] (0:12.28)	1.56L			-9
4	3	<b>SPARKUP</b> Ben Price	1	66.1 1600-1400	0:11.22 1400-1200	0:25.06	0:24.42 [4] (0:11.94)	0:12.48 [4] (0:12.48)	2.28L			-10
5	9	<b>MONSEAGLE</b> Alana Livesey	2	66.9 1600-1400	0:11.01 1400-1200	0:24.71	0:24.79 [1] (0:12.01)	0:12.78 [1] (0:12.78)	2.65L			-10
6	1	<b>SAN LUCIDO</b> Alan Lai	7	67.8 1600-1400	0:11.06 1400-1200	0:24.98	0:24.42 [7] (0:11.98)	0:12.44 [8] (0:12.44)	3.13L			-6
7	12	<b>SIRMAZE</b> Rochelle Milnes	4	66.0 1600-1400	0:11.35 1400-1200	0:25.38	0:24.66 [5] (0:11.93)	0:12.73 [6] (0:12.73)	4.1L			-6
8	5	<b>BULLS ON PARADE</b> Sairyn Fawke	10	67.5 1600-1400	0:10.96 1400-1200	0:24.82	0:24.92 [2] (0:12.00)	0:12.92 [2] (0:12.92)	4.34L			-4
9	10	<b>PRICKLY POPPY</b> Jacob Opperman	8	67.4 1600-1400	0:11.10 1400-1200	0:25.88	0:24.65 [10] (0:12.08)	0:12.57 [10] (0:12.56)	7.49L			-2
10	2	<b>ASTRODEAN</b> Todd Pannell	6	66.0 1600-1400	0:11.30 1400-1200	0:25.53	0:25.74 [3] (0:12.21)	0:13.53 [9] (0:13.53)	10.23L			-2

Scratched: Lady Lupara (#11)  
Did Not Finish: Fast Bubbles (#7)

Report Created: Sat 25 January 2025 15:48:23 GMT+11 (Note: Timing is based on positional data)

- [ ] Position in running at each section and finish
- #: Saddle cloth number
- :-:-- No data available at this section
- DNF Did not finish
- NA No data available
- DNT Did not track
- █ Background shading for fastest section

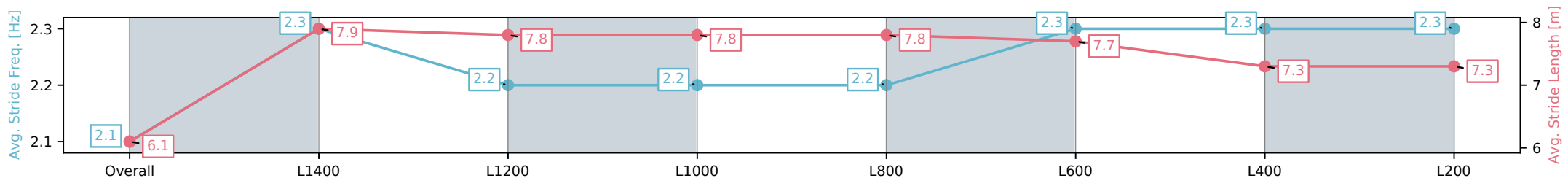
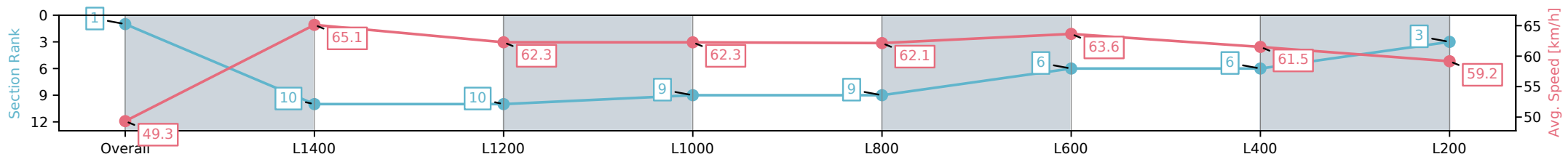
Horse/Jockey Name	MASTER AT ARMS/Manoel Nunes
Finish Rank	1
Fastest Section Time (Section)	0:11.19 (L1400)
Top Speed [km/h] (Section)	65.9 (Overall)
Race State	Finished



Morphettville SA - Professional  
 Race 5: Adelaide Galvanising Industries Handicap - 1600m  
 25 January 2025 - 2:48PM  
 Track Rating: Good 4, Weather: Fine, Rail Position: True



Section	Overall	L1400	L1200	L1000	L800	L600	L400	L200
Section Times	1:36.25 [1] (0:14.60)	1:21.65 [10] (0:11.19)	1:10.46 [10] (0:11.65)	0:58.81 [9] (0:11.56)	0:47.24 [9] (0:11.76)	0:35.48 [6] (0:11.53)	0:23.95 [6] (0:11.78)	0:12.17 [3] (0:12.17)
Average Speed [km/h]	49.3	65.1	62.3	62.3	62.1	63.6	61.5	59.2
Top Speed [km/h]	64.8	65.9	63.4	63.8	64.2	64.3	63.3	61.4
Avg. Dist. to Rail [m]	8.4	3.3	2.1	4.1	4.5	3.4	4.9	4.3
Avg. Stride Freq. [Hz]	2.1	2.3	2.2	2.2	2.2	2.3	2.3	2.3
Avg. Stride Length [m]	6.1	7.9	7.8	7.8	7.8	7.7	7.3	7.3



[ ] Ranking at each section and finish  
 -:-:- No data available at this section  
 NA No data available

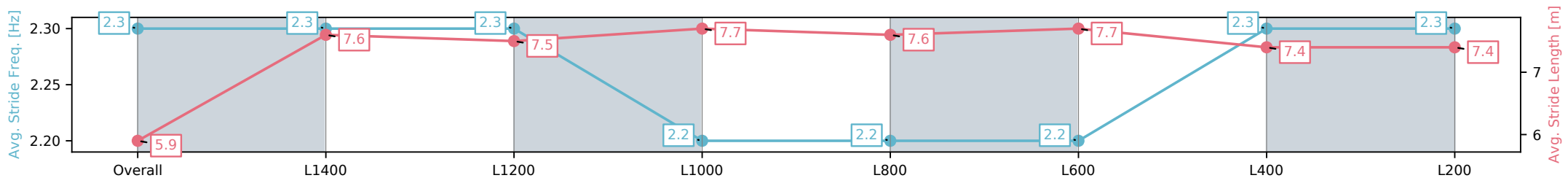
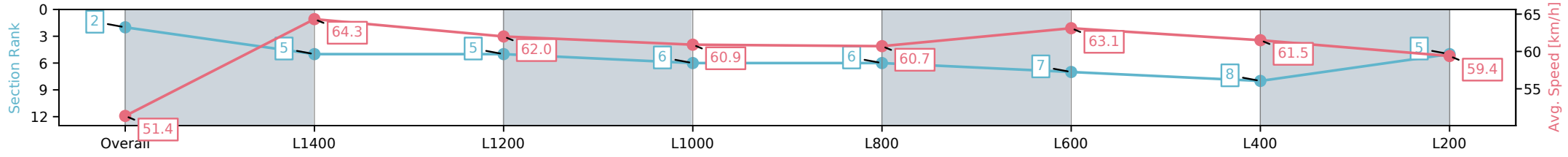
Horse/Jockey Name	CHARLESFORT/Felicity Atkinson
Finish Rank	2
Fastest Section Time (Section)	0:11.33 (L1400)
Top Speed [km/h] (Section)	66.0 (Overall)
Race State	Finished



Morphettville SA - Professional  
 Race 5: Adelaide Galvanising Industries Handicap - 1600m  
 25 January 2025 - 2:48PM  
 Track Rating: Good 4, Weather: Fine, Rail Position: True



Section	Overall	L1400	L1200	L1000	L800	L600	L400	L200
Section Times	1:36.27 [2] (0:14.02)	1:22.25 [5] (0:11.33)	1:10.92 [5] (0:11.70)	0:59.22 [6] (0:11.82)	0:47.40 [6] (0:11.93)	0:35.47 [7] (0:11.57)	0:23.89 [8] (0:11.75)	0:12.14 [5] (0:12.14)
Average Speed [km/h]	51.4	64.3	62.0	60.9	60.7	63.1	61.5	59.4
Top Speed [km/h]	65.6	66.0	62.7	61.8	63.7	64.1	62.7	61.5
Avg. Dist. to Rail [m]	6.5	3.0	1.7	1.7	1.8	2.7	5.7	6.5
Avg. Stride Freq. [Hz]	2.3	2.3	2.3	2.2	2.2	2.2	2.3	2.3
Avg. Stride Length [m]	5.9	7.6	7.5	7.7	7.6	7.7	7.4	7.4



[ ] Ranking at each section and finish  
 -:-:- No data available at this section  
 NA No data available

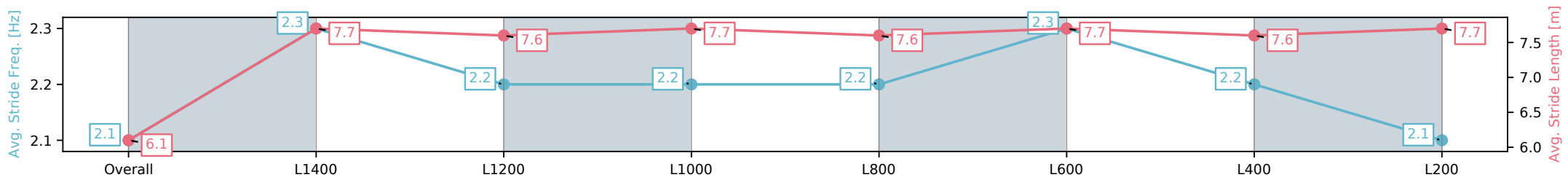
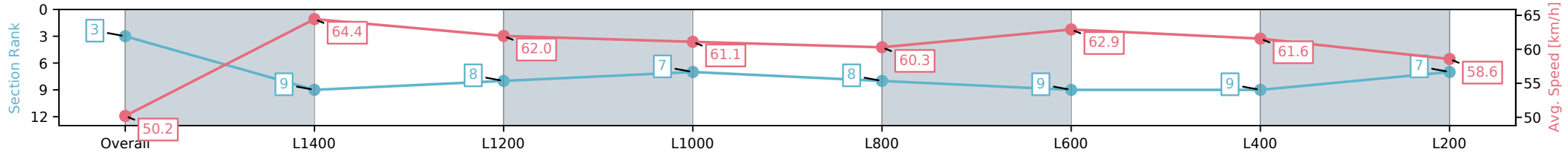
Horse/Jockey Name	BABY ALEX/Lachlan Neindorf
Finish Rank	3
Fastest Section Time (Section)	0:11.23 (L1400)
Top Speed [km/h] (Section)	65.8 (Overall)
Race State	Finished



Morphettville SA - Professional  
 Race 5: Adelaide Galvanising Industries Handicap - 1600m  
 25 January 2025 - 2:48PM  
 Track Rating: Good 4, Weather: Fine, Rail Position: True



Section	Overall	L1400	L1200	L1000	L800	L600	L400	L200
Section Times	1:36.49 [3] (0:14.35)	1:22.14 [9] (0:11.23)	1:10.91 [8] (0:11.64)	0:59.27 [7] (0:11.79)	0:47.48 [8] (0:12.01)	0:35.47 [9] (0:11.48)	0:23.99 [9] (0:11.70)	0:12.29 [7] (0:12.28)
Average Speed [km/h]	50.2	64.4	62.0	61.1	60.3	62.9	61.6	58.6
Top Speed [km/h]	65.6	65.8	63.1	61.9	63.2	63.4	62.5	60.6
Avg. Dist. to Rail [m]	4.4	1.2	0.7	1.3	1.5	0.9	0.4	0.8
Avg. Stride Freq. [Hz]	2.1	2.3	2.2	2.2	2.2	2.3	2.2	2.1
Avg. Stride Length [m]	6.1	7.7	7.6	7.7	7.6	7.7	7.6	7.7



[ ] Ranking at each section and finish  
 -:-:- No data available at this section  
 NA No data available

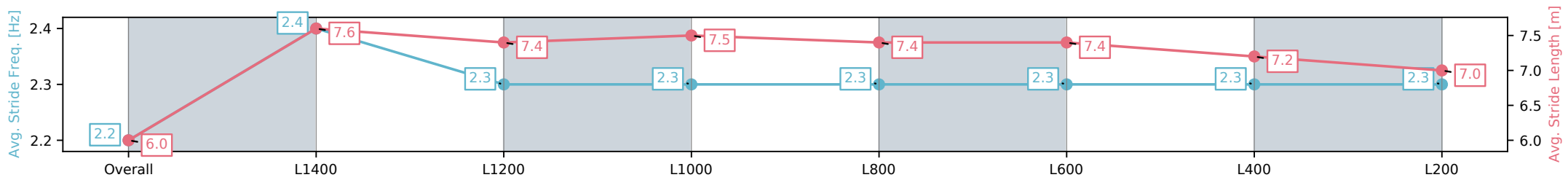
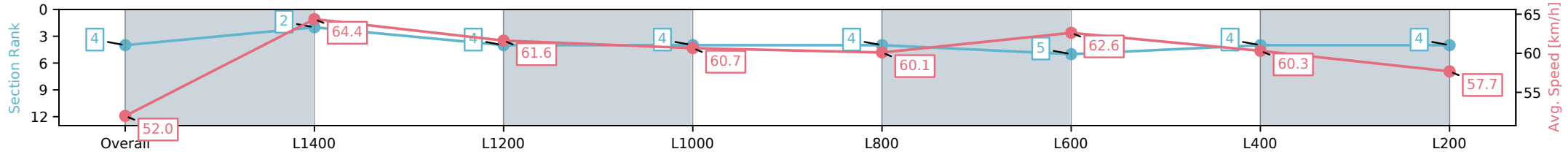
Horse/Jockey Name	SPARKUP/Ben Price
Finish Rank	4
Fastest Section Time (Section)	0:11.22 (L1400)
Top Speed [km/h] (Section)	66.1 (Overall)
Race State	Finished



Morphettville SA - Professional  
 Race 5: Adelaide Galvanising Industries Handicap - 1600m  
 25 January 2025 - 2:48PM  
 Track Rating: Good 4, Weather: Fine, Rail Position: True



Section	Overall	L1400	L1200	L1000	L800	L600	L400	L200
Section Times	1:36.60 [4] (0:13.84)	1:22.76 [2] (0:11.22)	1:11.54 [4] (0:11.68)	0:59.86 [4] (0:11.90)	0:47.96 [4] (0:12.00)	0:35.96 [5] (0:11.54)	0:24.42 [4] (0:11.94)	0:12.48 [4] (0:12.48)
Average Speed [km/h]	52.0	64.4	61.6	60.7	60.1	62.6	60.3	57.7
Top Speed [km/h]	65.6	66.1	62.6	61.8	63.0	63.6	61.2	60.6
Avg. Dist. to Rail [m]	2.1	0.7	0.5	1.3	1.1	0.5	1.3	2.7
Avg. Stride Freq. [Hz]	2.2	2.4	2.3	2.3	2.3	2.3	2.3	2.3
Avg. Stride Length [m]	6.0	7.6	7.4	7.5	7.4	7.4	7.2	7.0



[ ] Ranking at each section and finish  
 -:-:- No data available at this section  
 NA No data available

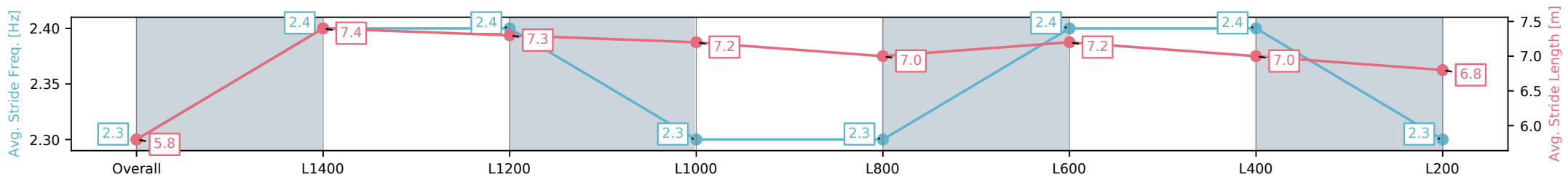
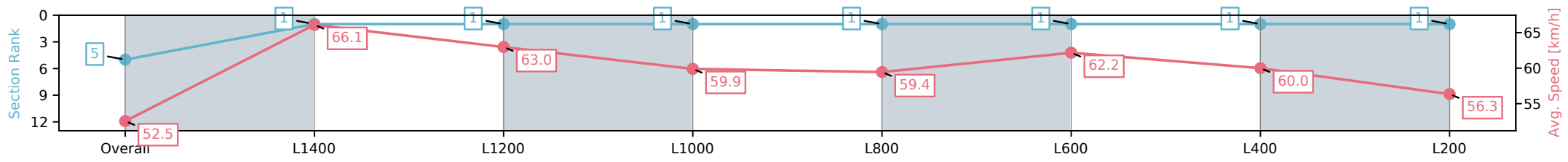
Horse/Jockey Name	MONSEAGLE/Alana Livesey
Finish Rank	5
Fastest Section Time (Section)	0:11.01 (L1400)
Top Speed [km/h] (Section)	66.9 (Overall)
Race State	Finished



Morphettville SA - Professional  
 Race 5: Adelaide Galvanising Industries Handicap - 1600m  
 25 January 2025 - 2:48PM  
 Track Rating: Good 4, Weather: Fine, Rail Position: True



Section	Overall	L1400	L1200	L1000	L800	L600	L400	L200
Section Times	1:36.66 [5] (0:13.70)	1:22.96 [1] (0:11.01)	1:11.95 [1] (0:11.44)	1:00.51 [1] (0:12.03)	0:48.48 [1] (0:12.11)	0:36.37 [1] (0:11.57)	0:24.79 [1] (0:12.01)	0:12.78 [1] (0:12.78)
Average Speed [km/h]	52.5	66.1	63.0	59.9	59.4	62.2	60.0	56.3
Top Speed [km/h]	66.8	66.9	64.9	60.6	61.6	63.2	60.9	59.0
Avg. Dist. to Rail [m]	4.1	2.5	0.7	0.8	0.3	0.1	0.4	1.4
Avg. Stride Freq. [Hz]	2.3	2.4	2.4	2.3	2.3	2.4	2.4	2.3
Avg. Stride Length [m]	5.8	7.4	7.3	7.2	7.0	7.2	7.0	6.8



[ ] Ranking at each section and finish  
 -:-:- No data available at this section  
 NA No data available

Horse/Jockey Name	SAN LUCIDO/Alan Lai
Finish Rank	6
Fastest Section Time (Section)	0:11.06 (L1400)
Top Speed [km/h] (Section)	67.8 (Overall)
Race State	Finished



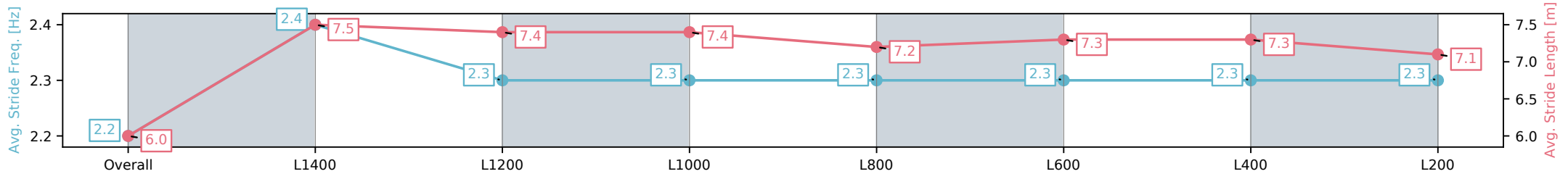
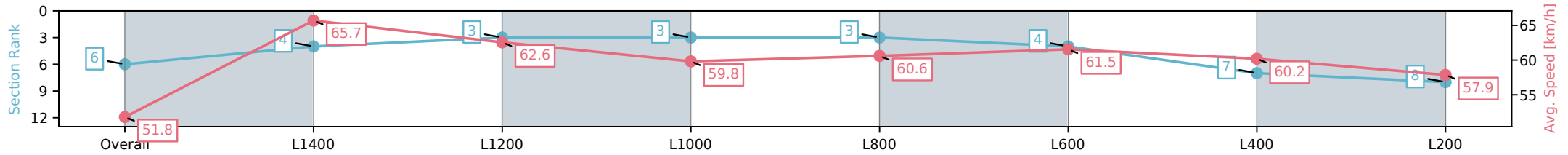
Morphettville SA - Professional  
 Race 5: Adelaide Galvanising Industries Handicap - 1600m



25 January 2025 - 2:48PM

Track Rating: Good 4, Weather: Fine, Rail Position: True

Section	Overall	L1400	L1200	L1000	L800	L600	L400	L200
Section Times	1:36.73 [6] (0:13.92)	1:22.81 [4] (0:11.06)	1:11.75 [3] (0:11.59)	1:00.16 [3] (0:12.03)	0:48.13 [3] (0:11.98)	0:36.15 [4] (0:11.73)	0:24.42 [7] (0:11.98)	0:12.44 [8] (0:12.44)
Average Speed [km/h]	51.8	65.7	62.6	59.8	60.6	61.5	60.2	57.9
Top Speed [km/h]	67.1	67.8	63.5	61.2	63.2	62.7	60.9	59.6
Avg. Dist. to Rail [m]	7.3	2.6	1.9	3.1	2.3	0.7	2.2	5.9
Avg. Stride Freq. [Hz]	2.2	2.4	2.3	2.3	2.3	2.3	2.3	2.3
Avg. Stride Length [m]	6.0	7.5	7.4	7.4	7.2	7.3	7.3	7.1



- [ ] Ranking at each section and finish
- :-:- No data available at this section
- NA No data available



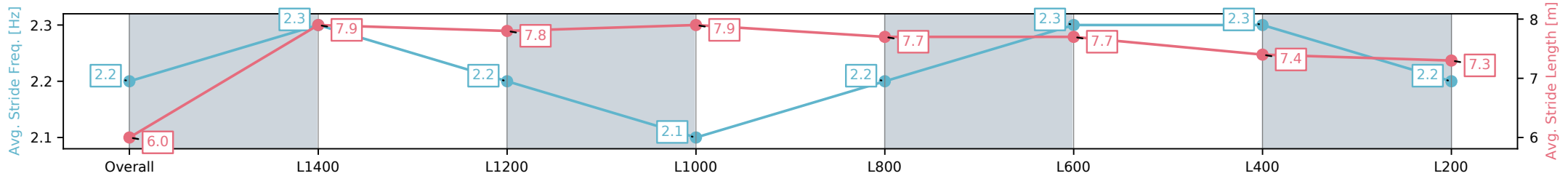
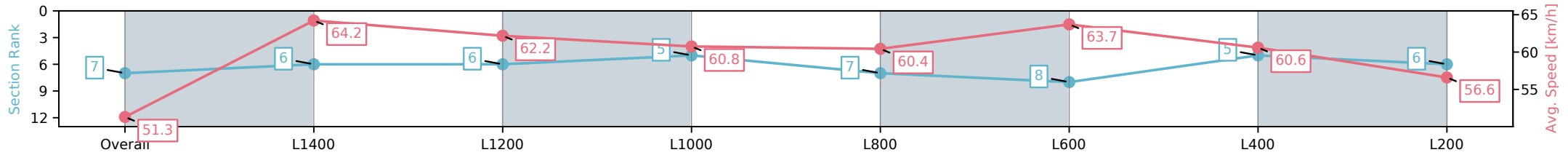
Horse/Jockey Name	SIRMAZE/Rochelle Milnes
Finish Rank	7
Fastest Section Time (Section)	0:11.35 (L1400)
Top Speed [km/h] (Section)	66.0 (Overall)
Race State	Finished



Morphettville SA - Professional  
 Race 5: Adelaide Galvanising Industries Handicap - 1600m  
 25 January 2025 - 2:48PM  
 Track Rating: Good 4, Weather: Fine, Rail Position: True



Section	Overall	L1400	L1200	L1000	L800	L600	L400	L200
Section Times	1:36.88 [7] (0:14.03)	1:22.85 [6] (0:11.35)	1:11.50 [6] (0:11.67)	0:59.83 [5] (0:11.86)	0:47.97 [7] (0:11.96)	0:36.01 [8] (0:11.35)	0:24.66 [5] (0:11.93)	0:12.73 [6] (0:12.73)
Average Speed [km/h]	51.3	64.2	62.2	60.8	60.4	63.7	60.6	56.6
Top Speed [km/h]	66.0	65.9	63.1	61.8	63.8	64.7	62.0	59.2
Avg. Dist. to Rail [m]	5.9	3.4	1.8	1.7	1.2	1.0	3.5	5.1
Avg. Stride Freq. [Hz]	2.2	2.3	2.2	2.1	2.2	2.3	2.3	2.2
Avg. Stride Length [m]	6.0	7.9	7.8	7.9	7.7	7.7	7.4	7.3



[ ] Ranking at each section and finish  
 -:-:- No data available at this section  
 NA No data available

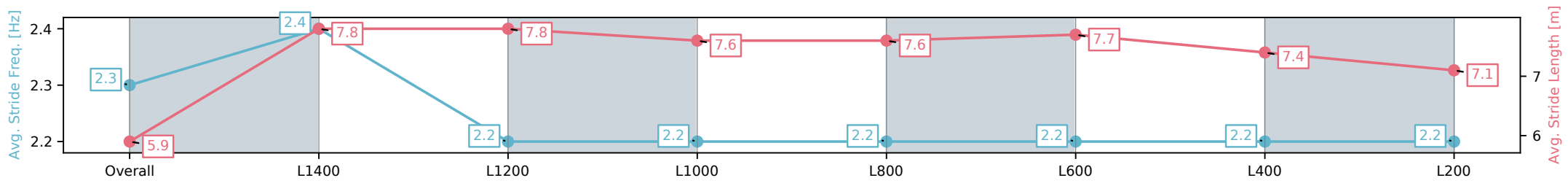
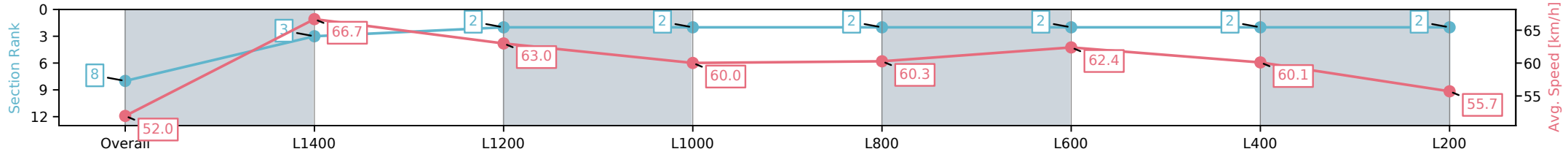
Horse/Jockey Name	BULLS ON PARADE/Sairyn Fawke
Finish Rank	8
Fastest Section Time (Section)	0:10.96 (L1400)
Top Speed [km/h] (Section)	67.5 (Overall)
Race State	Finished



Morphettville SA - Professional  
 Race 5: Adelaide Galvanising Industries Handicap - 1600m  
 25 January 2025 - 2:48PM  
 Track Rating: Good 4, Weather: Fine, Rail Position: True



Section	Overall	L1400	L1200	L1000	L800	L600	L400	L200
Section Times	1:36.92 [8] (0:13.86)	1:23.06 [3] (0:10.96)	1:12.10 [2] (0:11.51)	1:00.59 [2] (0:12.01)	0:48.58 [2] (0:12.03)	0:36.55 [2] (0:11.63)	0:24.92 [2] (0:12.00)	0:12.92 [2] (0:12.92)
Average Speed [km/h]	52.0	66.7	63.0	60.0	60.3	62.4	60.1	55.7
Top Speed [km/h]	67.3	67.5	66.1	60.9	62.8	63.6	61.6	58.9
Avg. Dist. to Rail [m]	9.5	4.0	2.1	2.3	1.9	1.5	1.8	3.6
Avg. Stride Freq. [Hz]	2.3	2.4	2.2	2.2	2.2	2.2	2.2	2.2
Avg. Stride Length [m]	5.9	7.8	7.8	7.6	7.6	7.7	7.4	7.1



[ ] Ranking at each section and finish  
 -:-:- No data available at this section  
 NA No data available

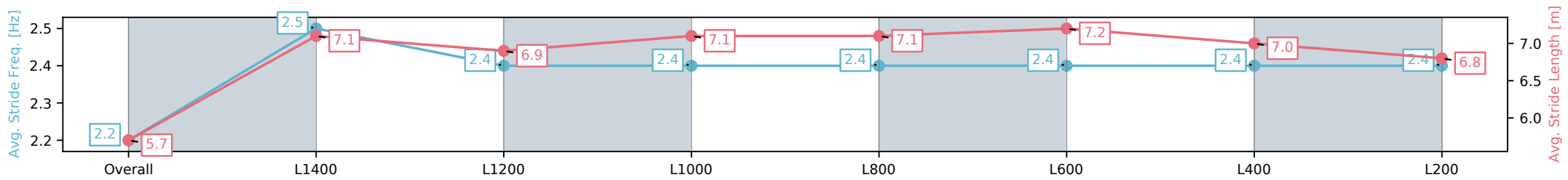
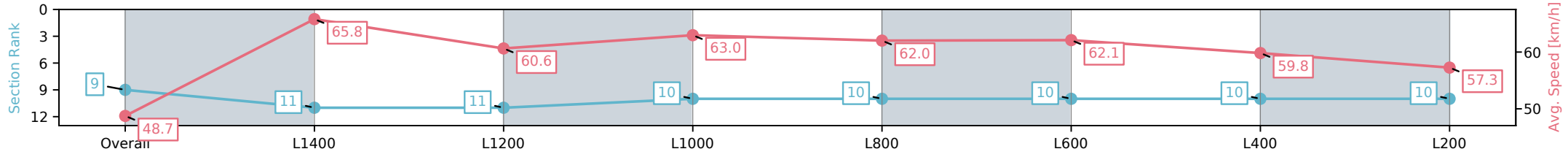
Horse/Jockey Name	PRICKLY POPPY/Jacob Opperman
Finish Rank	9
Fastest Section Time (Section)	0:11.10 (L1400)
Top Speed [km/h] (Section)	67.4 (Overall)
Race State	Finished



Morphettville SA - Professional  
 Race 5: Adelaide Galvanising Industries Handicap - 1600m  
 25 January 2025 - 2:48PM  
 Track Rating: Good 4, Weather: Fine, Rail Position: True



Section	Overall	L1400	L1200	L1000	L800	L600	L400	L200
Section Times	1:37.40 [9] (0:14.78)	1:22.62 [11] (0:11.10)	1:11.52 [11] (0:11.97)	0:59.55 [10] (0:11.42)	0:48.13 [10] (0:11.76)	0:36.37 [10] (0:11.72)	0:24.65 [10] (0:12.08)	0:12.57 [10] (0:12.56)
Average Speed [km/h]	48.7	65.8	60.6	63.0	62.0	62.1	59.8	57.3
Top Speed [km/h]	65.8	67.4	63.5	63.7	63.1	63.0	61.6	59.6
Avg. Dist. to Rail [m]	7.7	4.1	1.6	2.2	2.9	2.2	3.4	6.2
Avg. Stride Freq. [Hz]	2.2	2.5	2.4	2.4	2.4	2.4	2.4	2.4
Avg. Stride Length [m]	5.7	7.1	6.9	7.1	7.1	7.2	7.0	6.8



[ ] Ranking at each section and finish  
 -:-:- No data available at this section  
 NA No data available

Horse/Jockey Name	ASTRODEAN/Todd Pannell
Finish Rank	10
Fastest Section Time (Section)	0:11.30 (L1400)
Top Speed [km/h] (Section)	66.0 (Overall)
Race State	Finished



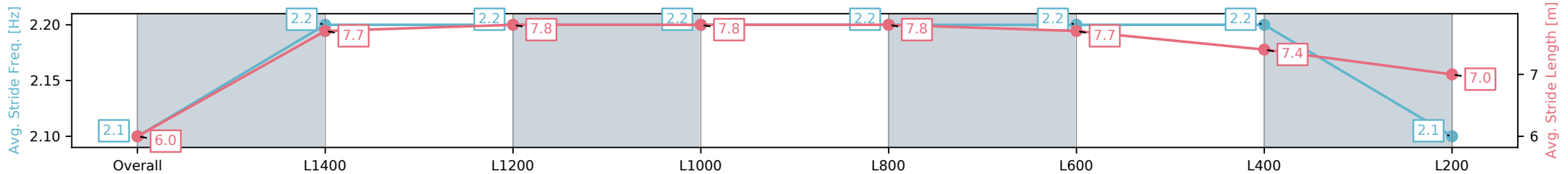
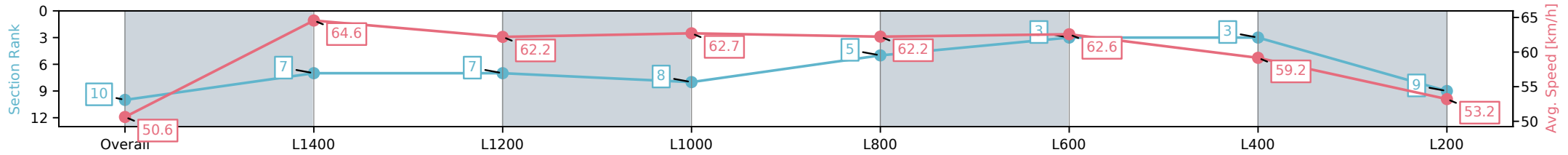
Morphettville SA - Professional  
 Race 5: Adelaide Galvanising Industries Handicap - 1600m



25 January 2025 - 2:48PM

Track Rating: Good 4, Weather: Fine, Rail Position: True

Section	Overall	L1400	L1200	L1000	L800	L600	L400	L200
Section Times	1:37.83 [10] (0:14.23)	1:23.60 [7] (0:11.30)	1:12.30 [7] (0:11.71)	1:00.59 [8] (0:11.49)	0:49.10 [5] (0:11.71)	0:37.39 [3] (0:11.65)	0:25.74 [3] (0:12.21)	0:13.53 [9] (0:13.53)
Average Speed [km/h]	50.6	64.6	62.2	62.7	62.2	62.6	59.2	53.2
Top Speed [km/h]	65.8	66.0	62.9	64.1	63.1	63.1	61.8	56.7
Avg. Dist. to Rail [m]	6.8	3.2	3.2	3.1	2.9	2.6	3.2	4.7
Avg. Stride Freq. [Hz]	2.1	2.2	2.2	2.2	2.2	2.2	2.2	2.1
Avg. Stride Length [m]	6.0	7.7	7.8	7.8	7.8	7.7	7.4	7.0



- [ ] Ranking at each section and finish
- :-:- No data available at this section
- NA No data available