



RACINGSA

Morphettville SA

Race 4: Sportsbet Fast Form Handicap - 1500m

25 January 2025 - 2:12PM



Morphettville

Track Rating: Good 4, Weather: Fine, Rail Position: True

Section								Overall	L1400	L1200	L1000	L800	L600		
Field Times								1:29.45 (0:08.54)	1:20.91 (0:10.88)	1:10.03 (0:11.04)	0:58.99 (0:11.16)	0:47.82 (0:11.67)	0:36.16 (0:11.68)		
Position	#	Horse/Jockey	Barrier	Top Speed [km/h]	Fastest Section	First 400m								Distance Travelled From Winner [m]	
1	1	RUNAWAY STATEMENT Lachlan Neindorf	6	66.7 1600-1400	0:11.10 1200-1000	0:25.48	1:29.45 (0:08.84)	1:20.61 [6] (0:11.15)	1:09.46 [6] (0:11.10)	0:58.36 [6] (0:11.33)	0:47.03 [6] (0:11.45)	0:35.58 [6] (0:11.40)			
2	7	BONA FIDE STAR Alana Livesey	4	66.0 1600-1400	0:11.14 1200-1000	0:25.30	1:29.73 (0:08.61)	1:21.12 [4] (0:11.17)	1:09.95 [4] (0:11.14)	0:58.81 [5] (0:11.23)	0:47.58 [4] (0:11.60)	0:35.98 [5] (0:11.63)		-9	
3	4	STOLEN Todd Pannell	1	66.7 1600-1400	0:11.02 1400-1200	0:25.05	1:29.80 (0:08.54)	1:21.26 [2] (0:11.02)	1:10.24 [2] (0:11.05)	0:59.19 [2] (0:11.13)	0:48.06 [2] (0:11.65)	0:36.41 [2] (0:11.60)		-7	
4	3	GRINZINGER ACE Ben Price	3	66.8 1400-1200	0:11.03 1400-1200	0:25.08	1:29.95 (0:08.54)	1:21.41 [1] (0:11.03)	1:10.38 [3] (0:11.08)	0:59.30 [3] (0:11.31)	0:47.99 [3] (0:11.62)	0:36.37 [3] (0:11.67)		-5	
5	9	GREENIDGE Manoel Nunes	11	68.9 1600-1400	0:10.86 1400-1200	0:24.90	1:30.14 (0:08.56)	1:21.58 [3] (0:10.86)	1:10.72 [1] (0:11.04)	0:59.68 [1] (0:11.16)	0:48.52 [1] (0:11.67)	0:36.85 [1] (0:11.68)		-8	
6	11	ORIEDOS Taylor Johnstone	7	66.8 1600-1400	0:11.08 1200-1000	0:25.37	1:30.18 (0:08.66)	1:21.52 [5] (0:11.12)	1:10.40 [5] (0:11.08)	0:59.32 [4] (0:11.30)	0:48.02 [5] (0:11.50)	0:36.52 [4] (0:11.69)		+0	
7	5	THEODOR Kayla Crowther	9	66.7 1600-1400	0:11.08 1200-1000	0:25.76	1:31.64 (0:09.14)	1:22.50 [7] (0:11.10)	1:11.40 [7] (0:11.08)	1:00.32 [7] (0:11.26)	0:49.06 [7] (0:11.52)	0:37.54 [7] (0:11.72)		-7	

Scratched: Commissions (#2), Saint Michael (#6), Giorgi (#8), She's Stylish (#10)

- [] Position in running at each section and finish
- #: Saddle cloth number
- :--:-- No data available at this section
- DNF Did not finish
- NA No data available
- DNT Did not track
- █ Background shading for fastest section



RACINGSA

Morphettville SA
Race 4: Sportsbet Fast Form Handicap - 1500m
25 January 2025 - 2:12PM

Track Rating: Good 4, Weather: Fine, Rail Position: True



Morphettville

Section
Field Times

L400
0:24.47
(0:11.97)
L200
0:12.51
(0:12.51)

Position	#	Horse/Jockey	Barrier	Top Speed [km/h]	Fastest Section	First 400m			Margin				Distance Travelled From Winner [m]
1	1	RUNAWAY STATEMENT Lachlan Neindorf	6	66.7 1600-1400	0:11.10 1200-1000	0:25.48	0:24.18 [4] (0:11.67)	0:12.51 [1] (0:12.51)	1:29.45				
2	7	BONA FIDE STAR Alana Livesey	4	66.0 1600-1400	0:11.14 1200-1000	0:25.30	0:24.35 [6] (0:11.69)	0:12.66 [3] (0:12.66)	1.75L				-9
3	4	STOLEN Todd Pannell	1	66.7 1600-1400	0:11.02 1400-1200	0:25.05	0:24.81 [2] (0:12.00)	0:12.81 [2] (0:12.81)	2.19L				-7
4	3	GRINZINGER ACE Ben Price	3	66.8 1400-1200	0:11.03 1400-1200	0:25.08	0:24.70 [3] (0:12.03)	0:12.67 [5] (0:12.67)	3.14L				-5
5	9	GREENIDGE Manoel Nunes	11	68.9 1600-1400	0:10.86 1400-1200	0:24.90	0:25.17 [1] (0:12.13)	0:13.04 [4] (0:13.04)	4.3L				-8
6	11	ORIEDOS Taylor Johnstone	7	66.8 1600-1400	0:11.08 1200-1000	0:25.37	0:24.83 [5] (0:12.02)	0:12.81 [6] (0:12.81)	4.56L				+0
7	5	THEODOR Kayla Crowther	9	66.7 1600-1400	0:11.08 1200-1000	0:25.76	0:25.82 [7] (0:12.34)	0:13.48 [7] (0:13.48)	13.72L				-7

Scratched: Commissions (#2), Saint Michael (#6), Giorgi (#8), She's Stylish (#10)

- [] Position in running at each section and finish
- #: Saddle cloth number
- :-:-- No data available at this section
- DNF Did not finish
- NA No data available
- DNT Did not track
- █ Background shading for fastest section

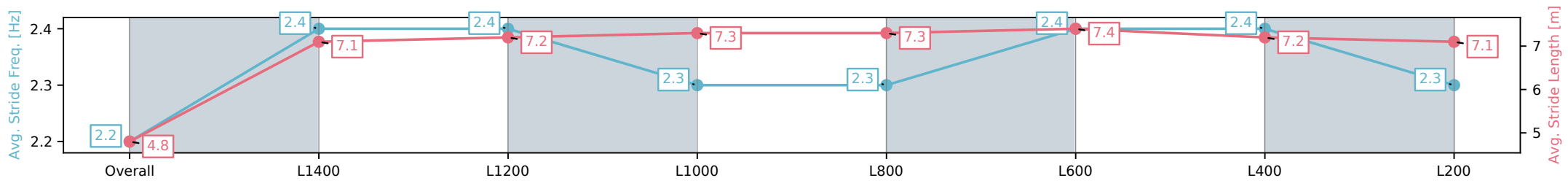
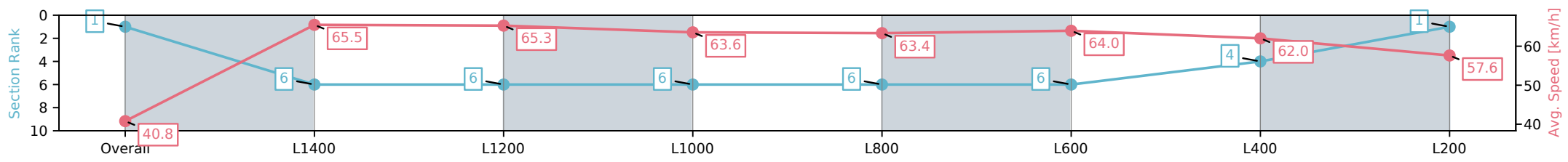
Horse/Jockey Name	RUNAWAY STATEMENT/Lachlan Neindorf
Finish Rank	1
Fastest Section Time (Section)	0:11.10 (L1200)
Top Speed [km/h] (Section)	66.7 (Overall)
Race State	Finished



Morphettville SA - Professional
 Race 4: Sportsbet Fast Form Handicap - 1500m
 25 January 2025 - 2:12PM
 Track Rating: Good 4, Weather: Fine, Rail Position: True



Section	Overall	L1400	L1200	L1000	L800	L600	L400	L200
Section Times	1:29.45 [1] (0:08.84)	1:20.61 [6] (0:11.15)	1:09.46 [6] (0:11.10)	0:58.36 [6] (0:11.33)	0:47.03 [6] (0:11.45)	0:35.58 [6] (0:11.40)	0:24.18 [4] (0:11.67)	0:12.51 [1] (0:12.51)
Average Speed [km/h]	40.8	65.5	65.3	63.6	63.4	64.0	62.0	57.6
Top Speed [km/h]	60.4	66.7	66.6	63.9	65.0	65.2	62.8	61.8
Avg. Dist. to Rail [m]	7.5	3.4	2.0	2.3	2.0	2.6	4.0	2.9
Avg. Stride Freq. [Hz]	2.2	2.4	2.4	2.3	2.3	2.4	2.4	2.3
Avg. Stride Length [m]	4.8	7.1	7.2	7.3	7.3	7.4	7.2	7.1



[] Ranking at each section and finish
 -:-:- No data available at this section
 NA No data available

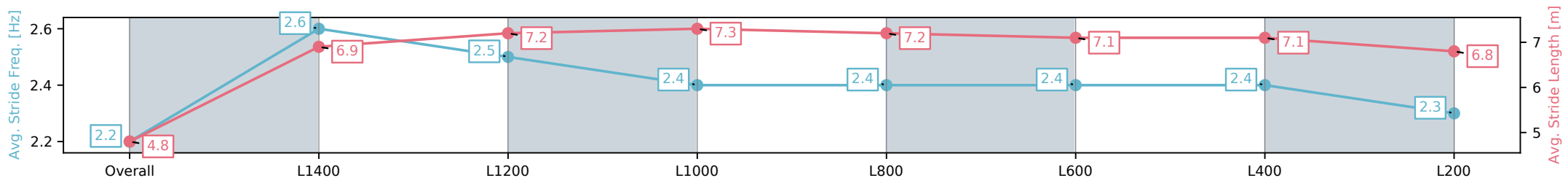
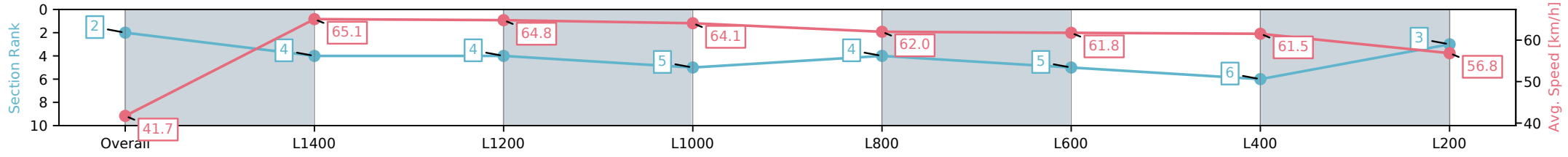
Horse/Jockey Name	BONA FIDE STAR/Alana Livesey
Finish Rank	2
Fastest Section Time (Section)	0:11.14 (L1200)
Top Speed [km/h] (Section)	66.0 (Overall)
Race State	Finished



Morphettville SA - Professional
 Race 4: Sportsbet Fast Form Handicap - 1500m
 25 January 2025 - 2:12PM
 Track Rating: Good 4, Weather: Fine, Rail Position: True



Section	Overall	L1400	L1200	L1000	L800	L600	L400	L200
Section Times	1:29.73 [2] (0:08.61)	1:21.12 [4] (0:11.17)	1:09.95 [4] (0:11.14)	0:58.81 [5] (0:11.23)	0:47.58 [4] (0:11.60)	0:35.98 [5] (0:11.63)	0:24.35 [6] (0:11.69)	0:12.66 [3] (0:12.66)
Average Speed [km/h]	41.7	65.1	64.8	64.1	62.0	61.8	61.5	56.8
Top Speed [km/h]	61.0	66.0	65.9	64.8	63.0	63.3	63.5	60.0
Avg. Dist. to Rail [m]	6.2	2.9	0.6	0.7	0.4	0.5	1.3	3.2
Avg. Stride Freq. [Hz]	2.2	2.6	2.5	2.4	2.4	2.4	2.4	2.3
Avg. Stride Length [m]	4.8	6.9	7.2	7.3	7.2	7.1	7.1	6.8



[] Ranking at each section and finish
 -:-:- No data available at this section
 NA No data available

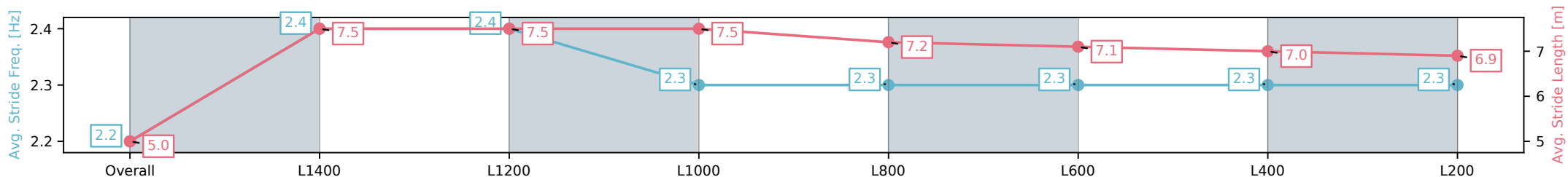
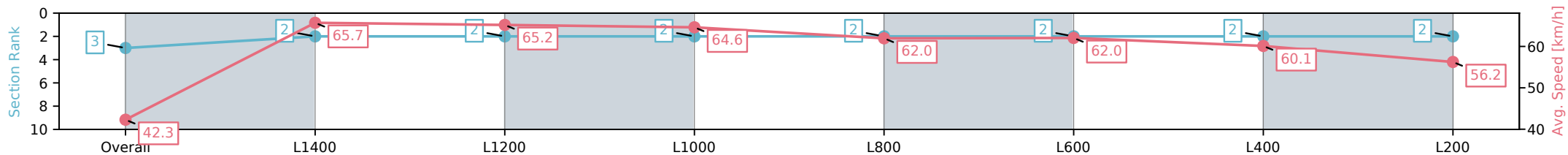
Horse/Jockey Name	STOLEN/Todd Pannell
Finish Rank	3
Fastest Section Time (Section)	0:11.02 (L1400)
Top Speed [km/h] (Section)	66.7 (Overall)
Race State	Finished



Morphettville SA - Professional
 Race 4: Sportsbet Fast Form Handicap - 1500m
 25 January 2025 - 2:12PM
 Track Rating: Good 4, Weather: Fine, Rail Position: True



Section	Overall	L1400	L1200	L1000	L800	L600	L400	L200
Section Times	1:29.80 [3] (0:08.54)	1:21.26 [2] (0:11.02)	1:10.24 [2] (0:11.05)	0:59.19 [2] (0:11.13)	0:48.06 [2] (0:11.65)	0:36.41 [2] (0:11.60)	0:24.81 [2] (0:12.00)	0:12.81 [2] (0:12.81)
Average Speed [km/h]	42.3	65.7	65.2	64.6	62.0	62.0	60.1	56.2
Top Speed [km/h]	63.5	66.7	66.3	66.0	63.9	62.8	61.3	58.8
Avg. Dist. to Rail [m]	3.3	1.5	0.5	0.7	0.5	0.2	1.4	1.4
Avg. Stride Freq. [Hz]	2.2	2.4	2.4	2.3	2.3	2.3	2.3	2.3
Avg. Stride Length [m]	5.0	7.5	7.5	7.5	7.2	7.1	7.0	6.9



- [] Ranking at each section and finish
- :-:- No data available at this section
- NA No data available

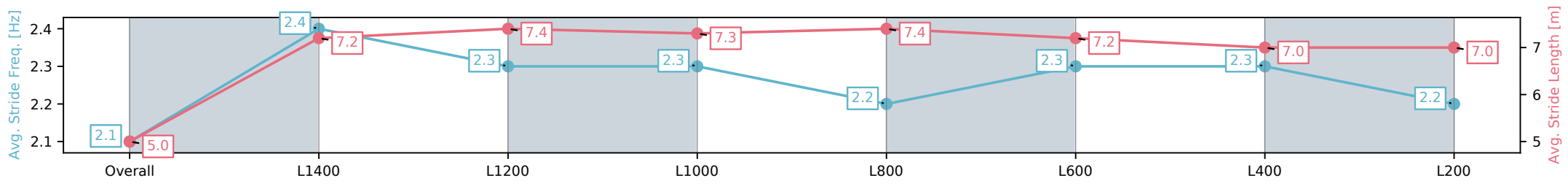
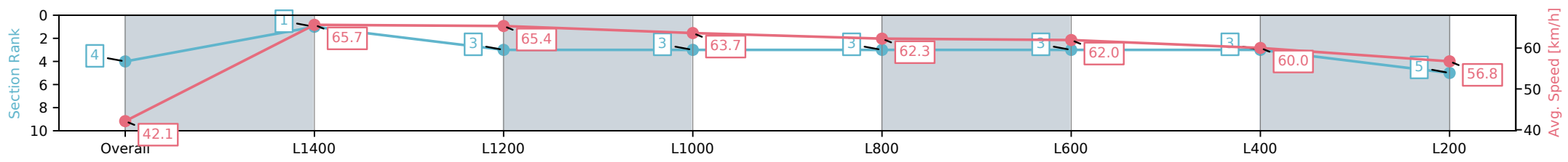
Horse/Jockey Name	GRINZINGER ACE/Ben Price
Finish Rank	4
Fastest Section Time (Section)	0:11.03 (L1400)
Top Speed [km/h] (Section)	66.8 (L1400)
Race State	Finished



Morphettville SA - Professional
 Race 4: Sportsbet Fast Form Handicap - 1500m
 25 January 2025 - 2:12PM
 Track Rating: Good 4, Weather: Fine, Rail Position: True



Section	Overall	L1400	L1200	L1000	L800	L600	L400	L200
Section Times	1:29.95 [4] (0:08.54)	1:21.41 [1] (0:11.03)	1:10.38 [3] (0:11.08)	0:59.30 [3] (0:11.31)	0:47.99 [3] (0:11.62)	0:36.37 [3] (0:11.67)	0:24.70 [3] (0:12.03)	0:12.67 [5] (0:12.67)
Average Speed [km/h]	42.1	65.7	65.4	63.7	62.3	62.0	60.0	56.8
Top Speed [km/h]	63.0	66.6	66.8	63.8	63.4	62.8	60.9	59.2
Avg. Dist. to Rail [m]	4.5	2.0	1.2	2.4	1.9	0.9	2.3	3.7
Avg. Stride Freq. [Hz]	2.1	2.4	2.3	2.3	2.2	2.3	2.3	2.2
Avg. Stride Length [m]	5.0	7.2	7.4	7.3	7.4	7.2	7.0	7.0



[] Ranking at each section and finish
 -:-:- No data available at this section
 NA No data available

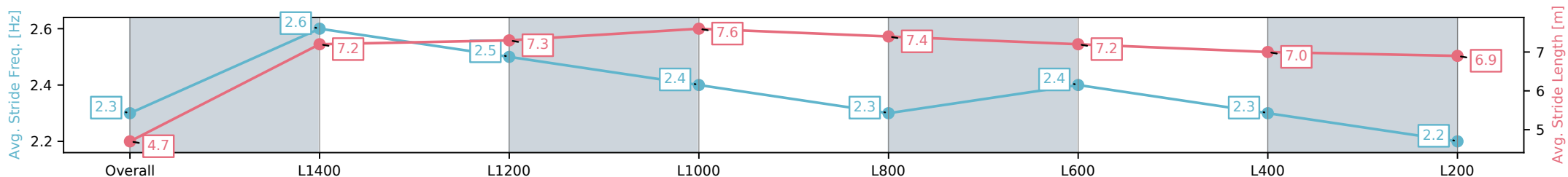
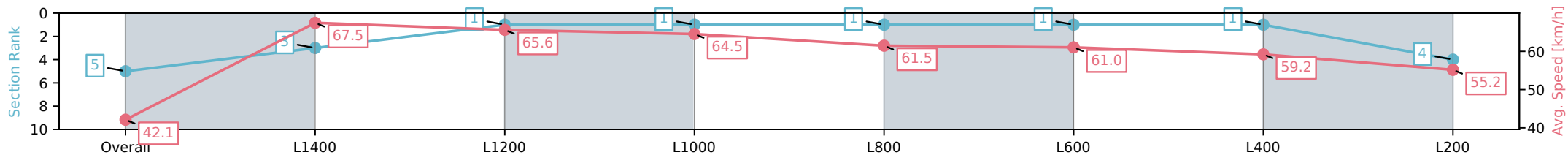
Horse/Jockey Name	GREENIDGE/Manoel Nunes
Finish Rank	5
Fastest Section Time (Section)	0:10.86 (L1400)
Top Speed [km/h] (Section)	68.9 (Overall)
Race State	Finished



Morphettville SA - Professional
 Race 4: Sportsbet Fast Form Handicap - 1500m
 25 January 2025 - 2:12PM
 Track Rating: Good 4, Weather: Fine, Rail Position: True



Section	Overall	L1400	L1200	L1000	L800	L600	L400	L200
Section Times	1:30.14 [5] (0:08.56)	1:21.58 [3] (0:10.86)	1:10.72 [1] (0:11.04)	0:59.68 [1] (0:11.16)	0:48.52 [1] (0:11.67)	0:36.85 [1] (0:11.68)	0:25.17 [1] (0:12.13)	0:13.04 [4] (0:13.04)
Average Speed [km/h]	42.1	67.5	65.6	64.5	61.5	61.0	59.2	55.2
Top Speed [km/h]	64.5	68.9	68.4	65.3	63.4	62.2	60.0	58.2
Avg. Dist. to Rail [m]	11.0	5.3	1.3	0.8	0.7	1.7	1.8	0.8
Avg. Stride Freq. [Hz]	2.3	2.6	2.5	2.4	2.3	2.4	2.3	2.2
Avg. Stride Length [m]	4.7	7.2	7.3	7.6	7.4	7.2	7.0	6.9



[] Ranking at each section and finish
 -:-:- No data available at this section
 NA No data available

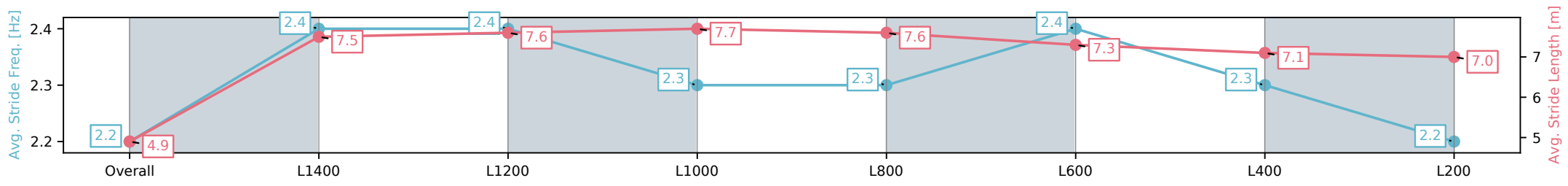
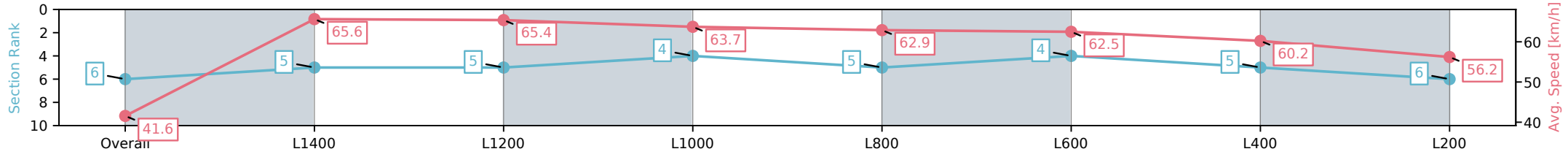
Horse/Jockey Name	ORIEDOS/Taylor Johnstone
Finish Rank	6
Fastest Section Time (Section)	0:11.08 (L1200)
Top Speed [km/h] (Section)	66.8 (Overall)
Race State	Finished



Morphettville SA - Professional
 Race 4: Sportsbet Fast Form Handicap - 1500m
 25 January 2025 - 2:12PM
 Track Rating: Good 4, Weather: Fine, Rail Position: True



Section	Overall	L1400	L1200	L1000	L800	L600	L400	L200
Section Times	1:30.18 [6] (0:08.66)	1:21.52 [5] (0:11.12)	1:10.40 [5] (0:11.08)	0:59.32 [4] (0:11.30)	0:48.02 [5] (0:11.50)	0:36.52 [4] (0:11.69)	0:24.83 [5] (0:12.02)	0:12.81 [6] (0:12.81)
Average Speed [km/h]	41.6	65.6	65.4	63.7	62.9	62.5	60.2	56.2
Top Speed [km/h]	62.6	66.8	66.6	64.2	63.3	63.1	61.4	59.4
Avg. Dist. to Rail [m]	8.2	3.9	1.7	1.7	1.5	2.7	4.6	4.9
Avg. Stride Freq. [Hz]	2.2	2.4	2.4	2.3	2.3	2.4	2.3	2.2
Avg. Stride Length [m]	4.9	7.5	7.6	7.7	7.6	7.3	7.1	7.0



[] Ranking at each section and finish
 -:-:- No data available at this section
 NA No data available

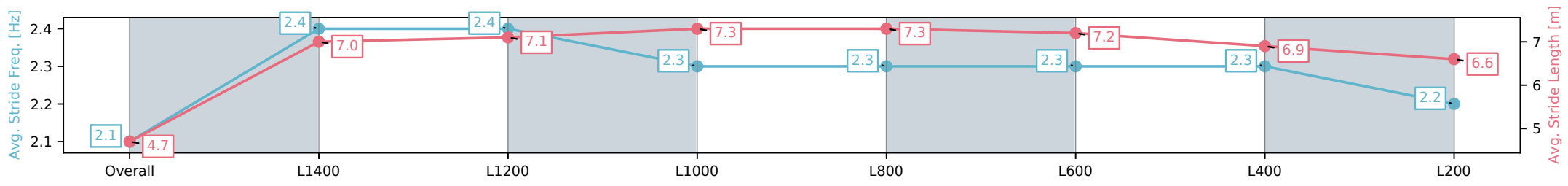
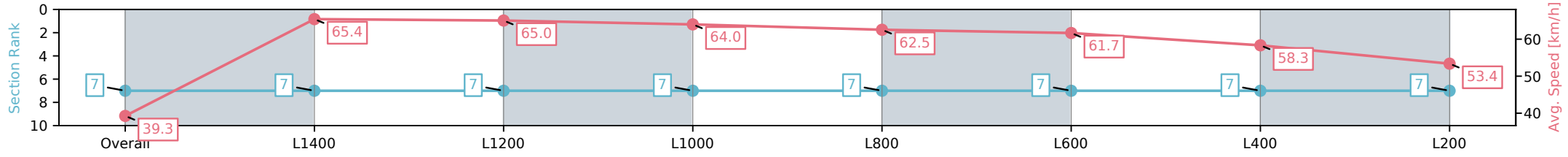
Horse/Jockey Name	THEODOR/Kayla Crowther
Finish Rank	7
Fastest Section Time (Section)	0:11.08 (L1200)
Top Speed [km/h] (Section)	66.7 (Overall)
Race State	Finished



Morphettville SA - Professional
 Race 4: Sportsbet Fast Form Handicap - 1500m
 25 January 2025 - 2:12PM
 Track Rating: Good 4, Weather: Fine, Rail Position: True



Section	Overall	L1400	L1200	L1000	L800	L600	L400	L200
Section Times	1:31.64 [7] (0:09.14)	1:22.50 [7] (0:11.10)	1:11.40 [7] (0:11.08)	1:00.32 [7] (0:11.26)	0:49.06 [7] (0:11.52)	0:37.54 [7] (0:11.72)	0:25.82 [7] (0:12.34)	0:13.48 [7] (0:13.48)
Average Speed [km/h]	39.3	65.4	65.0	64.0	62.5	61.7	58.3	53.4
Top Speed [km/h]	59.8	66.7	66.7	64.2	63.4	62.1	60.4	56.5
Avg. Dist. to Rail [m]	8.5	2.6	0.5	0.9	0.3	0.6	0.5	0.1
Avg. Stride Freq. [Hz]	2.1	2.4	2.4	2.3	2.3	2.3	2.3	2.2
Avg. Stride Length [m]	4.7	7.0	7.1	7.3	7.3	7.2	6.9	6.6



[] Ranking at each section and finish
 -:-:- No data available at this section
 NA No data available