



RACINGSA

Morphettville SA

Race 3: Croser Handicap - 1200m

25 January 2025 - 1:37PM



Morphettville

Track Rating: Good 4, Weather: Fine, Rail Position: True

Section								Overall	L1000	L800	L600	L400	L200		
Field Times								1:09.85 (0:13.86)	0:55.99 (0:10.60)	0:45.39 (0:10.99)	0:34.40 (0:11.22)	0:23.18 (0:11.35)	0:11.82 (0:11.82)	Margin	Distance Travelled From Winner [m]
Position	#	Horse/Jockey	Barrier	Top Speed [km/h]	Fastest Section	First 400m									
1	8	TEARDROP ROTATION Felicity Atkinson	1	69.6 1200-1000	0:10.73 1000-800	0:24.57	1:09.85 (0:13.85)	0:56.00 [1] (0:10.73)	0:45.27 [3] (0:11.00)	0:34.27 [3] (0:11.24)	0:23.03 [3] (0:11.26)	0:11.77 [2] (0:11.77)	1:09.85		
2	5	JUSTA STAR Taylor Johnstone	4	69.4 1200-1000	0:10.54 1000-800	0:24.45	1:09.93 (0:13.91)	0:56.02 [3] (0:10.54)	0:45.48 [1] (0:11.03)	0:34.45 [2] (0:11.32)	0:23.13 [2] (0:11.31)	0:11.82 [3] (0:11.82)	0.53L	+1	
3	3	TAKING OMAHA Jason Holder	6	68.8 1200-1000	0:10.66 1000-800	0:24.53	1:09.94 (0:13.87)	0:56.07 [2] (0:10.66)	0:45.41 [2] (0:10.92)	0:34.49 [1] (0:11.22)	0:23.27 [1] (0:11.35)	0:11.92 [1] (0:11.92)	0.6L	-1	
4	1	DANXIA Manoel Nunes	7	68.8 1200-1000	0:10.56 1000-800	0:24.83	1:10.05 (0:14.27)	0:55.78 [5] (0:10.56)	0:45.22 [5] (0:11.02)	0:34.20 [7] (0:11.16)	0:23.04 [6] (0:11.13)	0:11.91 [4] (0:11.91)	1.25L	+2	
5	4	ANGEL TORQUE Jacob Opperman	5	68.9 1200-1000	0:10.72 1000-800	0:24.76	1:10.07 (0:14.04)	0:56.03 [4] (0:10.72)	0:45.31 [4] (0:11.07)	0:34.24 [6] (0:11.20)	0:23.04 [7] (0:11.28)	0:11.75 [6] (0:11.75)	1.38L	+0	
6	2	SHADOW EAGLE Rochelle Milnes	8	69.5 1200-1000	0:10.50 1000-800	0:24.84	1:10.21 (0:14.34)	0:55.87 [6] (0:10.50)	0:45.37 [6] (0:10.89)	0:34.48 [5] (0:11.25)	0:23.23 [5] (0:11.16)	0:12.07 [5] (0:12.07)	2.29L	+1	
7	6	ALL TOO TRUE Jake Toeroek	3	69.7 1200-1000	0:10.40 1000-800	0:24.89	1:10.79 (0:14.49)	0:56.30 [7] (0:10.40)	0:45.90 [7] (0:10.70)	0:35.20 [4] (0:11.32)	0:23.88 [4] (0:11.50)	0:12.38 [7] (0:12.38)	5.87L	-1	

Scratched: Steel Tsunami (#7)

- [] Position in running at each section and finish
- #: Saddle cloth number
- :--:-- No data available at this section
- DNF Did not finish
- NA No data available
- DNT Did not track
- █ Background shading for fastest section

Horse/Jockey Name	TEARDROP ROTATION/Felicity Atkinson
Finish Rank	1
Fastest Section Time (Section)	0:10.73 (L1000)
Top Speed [km/h] (Section)	69.6 (Overall)
Race State	Finished



Morphettville SA - Professional

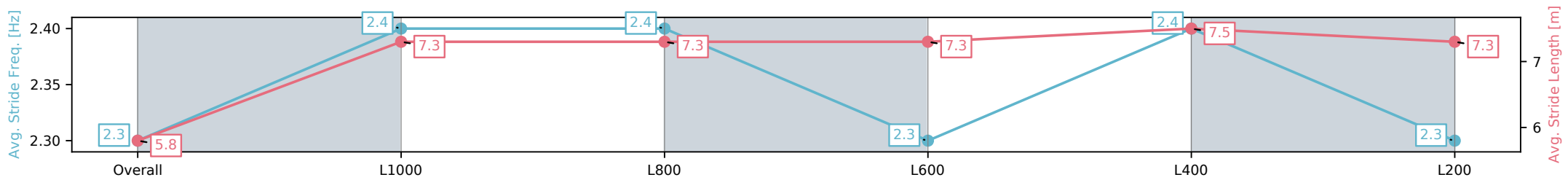
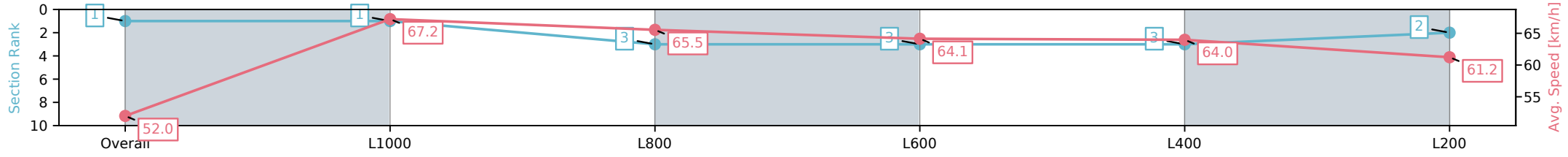
Race 3: Croser Handicap - 1200m

25 January 2025 - 1:37PM

Track Rating: Good 4, Weather: Fine, Rail Position: True



Section	Overall	L1000	L800	L600	L400	L200
Section Times	1:09.85 [1] (0:13.85)	0:56.00 [1] (0:10.73)	0:45.27 [3] (0:11.00)	0:34.27 [3] (0:11.24)	0:23.03 [3] (0:11.26)	0:11.77 [2] (0:11.77)
Average Speed [km/h]	52.0	67.2	65.5	64.1	64.0	61.2
Top Speed [km/h]	69.6	68.5	66.3	64.8	64.9	64.6
Avg. Dist. to Rail [m]	1.8	1.1	0.8	0.3	1.7	2.8
Avg. Stride Freq. [Hz]	2.3	2.4	2.4	2.3	2.4	2.3
Avg. Stride Length [m]	5.8	7.3	7.3	7.3	7.5	7.3



[] Ranking at each section and finish
 -:-:- No data available at this section
 NA No data available

Horse/Jockey Name	JUSTA STAR/Taylor Johnstone
Finish Rank	2
Fastest Section Time (Section)	0:10.54 (L1000)
Top Speed [km/h] (Section)	69.4 (Overall)
Race State	Finished



Morphettville SA - Professional

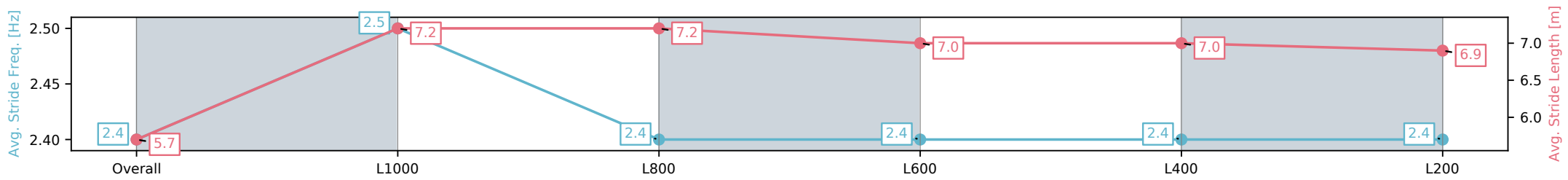
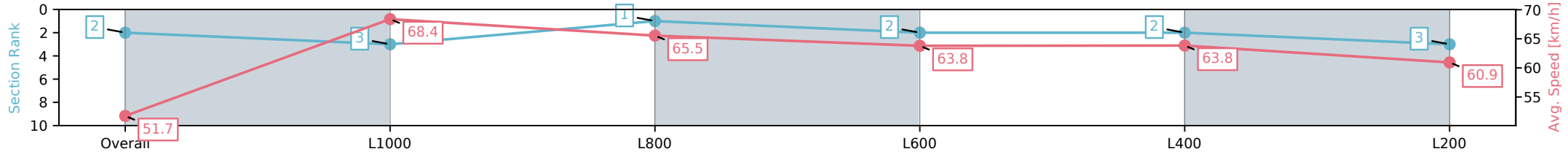
Race 3: Croser Handicap - 1200m

25 January 2025 - 1:37PM

Track Rating: Good 4, Weather: Fine, Rail Position: True



Section	Overall	L1000	L800	L600	L400	L200
Section Times	1:09.93 [2] (0:13.91)	0:56.02 [3] (0:10.54)	0:45.48 [1] (0:11.03)	0:34.45 [2] (0:11.32)	0:23.13 [2] (0:11.31)	0:11.82 [3] (0:11.82)
Average Speed [km/h]	51.7	68.4	65.5	63.8	63.8	60.9
Top Speed [km/h]	66.8	69.4	67.2	64.6	64.8	63.9
Avg. Dist. to Rail [m]	3.5	2.6	1.4	0.5	3.4	4.7
Avg. Stride Freq. [Hz]	2.4	2.5	2.4	2.4	2.4	2.4
Avg. Stride Length [m]	5.7	7.2	7.2	7.0	7.0	6.9



[] Ranking at each section and finish
 -:-:- No data available at this section
 NA No data available

Horse/Jockey Name	TAKING OMAHA/Jason Holder
Finish Rank	3
Fastest Section Time (Section)	0:10.66 (L1000)
Top Speed [km/h] (Section)	68.8 (Overall)
Race State	Finished



Morphettville SA - Professional

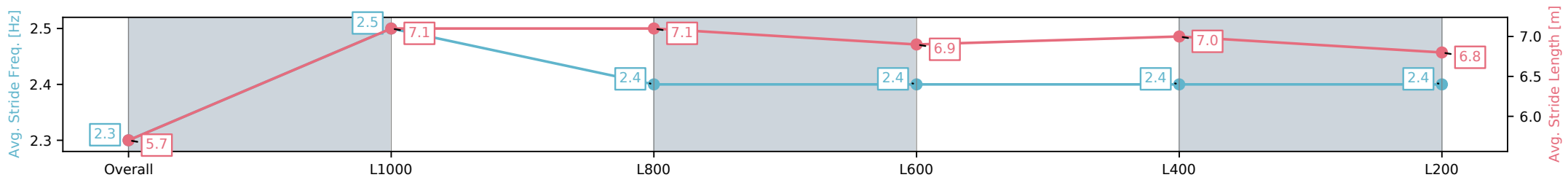
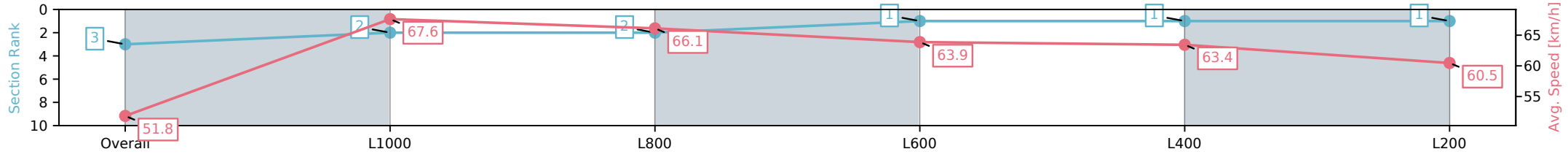
Race 3: Croser Handicap - 1200m

25 January 2025 - 1:37PM

Track Rating: Good 4, Weather: Fine, Rail Position: True



Section	Overall	L1000	L800	L600	L400	L200
Section Times	1:09.94 [3] (0:13.87)	0:56.07 [2] (0:10.66)	0:45.41 [2] (0:10.92)	0:34.49 [1] (0:11.22)	0:23.27 [1] (0:11.35)	0:11.92 [1] (0:11.92)
Average Speed [km/h]	51.8	67.6	66.1	63.9	63.4	60.5
Top Speed [km/h]	67.9	68.8	67.2	65.2	63.9	62.6
Avg. Dist. to Rail [m]	5.9	2.5	1.1	0.7	0.5	1.2
Avg. Stride Freq. [Hz]	2.3	2.5	2.4	2.4	2.4	2.4
Avg. Stride Length [m]	5.7	7.1	7.1	6.9	7.0	6.8



[] Ranking at each section and finish
 -:-:- No data available at this section
 NA No data available

Horse/Jockey Name	DANXIA/Manoel Nunes
Finish Rank	4
Fastest Section Time (Section)	0:10.56 (L1000)
Top Speed [km/h] (Section)	68.8 (Overall)
Race State	Finished



Morphettville SA - Professional

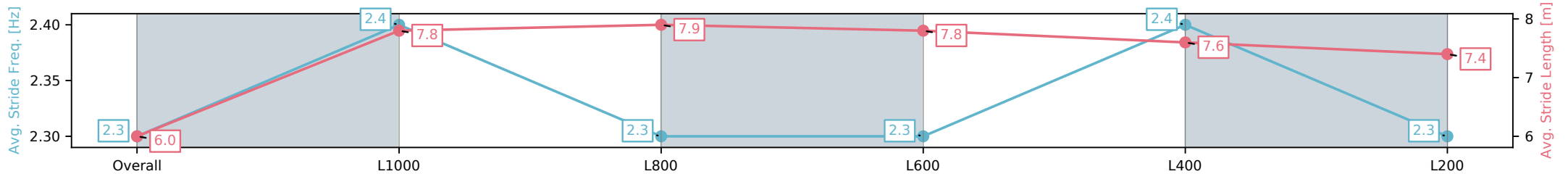
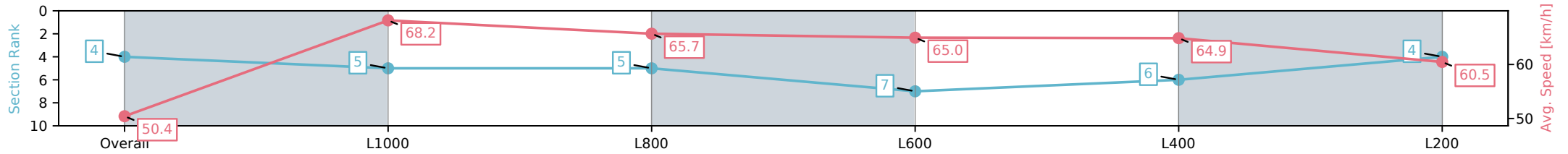
Race 3: Croser Handicap - 1200m

25 January 2025 - 1:37PM

Track Rating: Good 4, Weather: Fine, Rail Position: True



Section	Overall	L1000	L800	L600	L400	L200
Section Times	1:10.05 [4] (0:14.27)	0:55.78 [5] (0:10.56)	0:45.22 [5] (0:11.02)	0:34.20 [7] (0:11.16)	0:23.04 [6] (0:11.13)	0:11.91 [4] (0:11.91)
Average Speed [km/h]	50.4	68.2	65.7	65.0	64.9	60.5
Top Speed [km/h]	68.2	68.8	68.5	67.2	67.2	63.7
Avg. Dist. to Rail [m]	5.0	2.6	1.7	1.2	3.5	4.5
Avg. Stride Freq. [Hz]	2.3	2.4	2.3	2.3	2.4	2.3
Avg. Stride Length [m]	6.0	7.8	7.9	7.8	7.6	7.4



[] Ranking at each section and finish
 -:-:- No data available at this section
 NA No data available

Horse/Jockey Name	ANGEL TORQUE/Jacob Opperman
Finish Rank	5
Fastest Section Time (Section)	0:10.72 (L1000)
Top Speed [km/h] (Section)	68.9 (Overall)
Race State	Finished



Morphettville SA - Professional

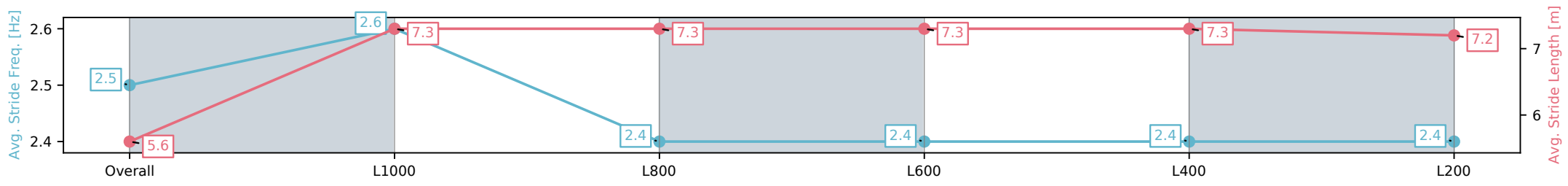
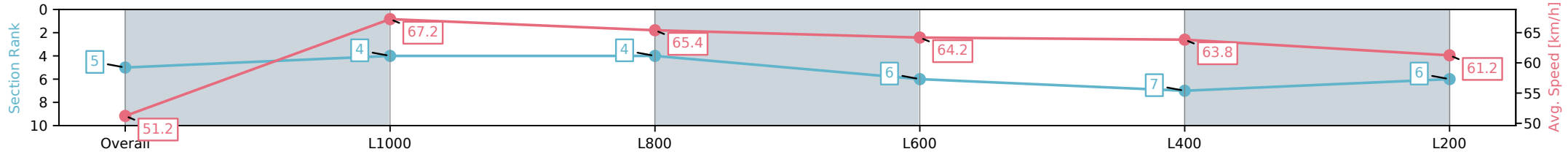
Race 3: Croser Handicap - 1200m

25 January 2025 - 1:37PM

Track Rating: Good 4, Weather: Fine, Rail Position: True



Section	Overall	L1000	L800	L600	L400	L200
Section Times	1:10.07 [5] (0:14.04)	0:56.03 [4] (0:10.72)	0:45.31 [4] (0:11.07)	0:34.24 [6] (0:11.20)	0:23.04 [7] (0:11.28)	0:11.75 [6] (0:11.75)
Average Speed [km/h]	51.2	67.2	65.4	64.2	63.8	61.2
Top Speed [km/h]	68.9	68.4	65.9	65.8	64.3	63.9
Avg. Dist. to Rail [m]	3.8	2.2	1.1	0.3	0.9	1.9
Avg. Stride Freq. [Hz]	2.5	2.6	2.4	2.4	2.4	2.4
Avg. Stride Length [m]	5.6	7.3	7.3	7.3	7.3	7.2



[] Ranking at each section and finish
 -:-:- No data available at this section
 NA No data available

Horse/Jockey Name	SHADOW EAGLE/Rochelle Milnes
Finish Rank	6
Fastest Section Time (Section)	0:10.50 (L1000)
Top Speed [km/h] (Section)	69.5 (Overall)
Race State	Finished



Morphettville SA - Professional

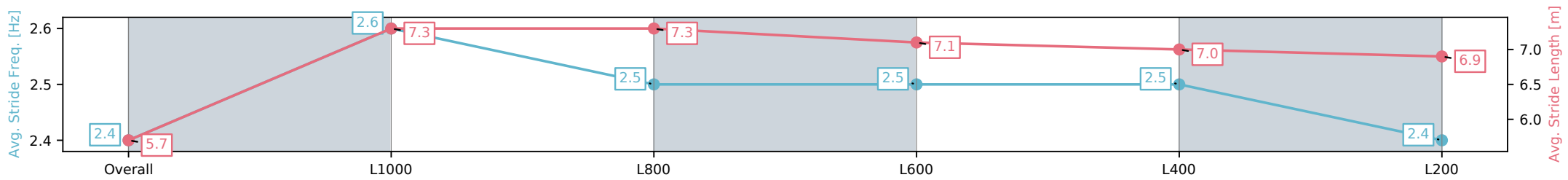
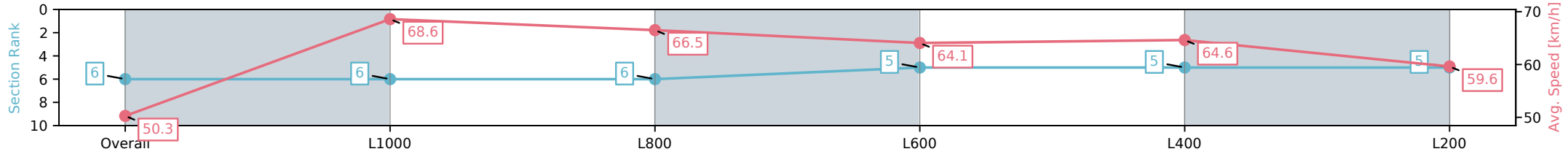
Race 3: Croser Handicap - 1200m

25 January 2025 - 1:37PM

Track Rating: Good 4, Weather: Fine, Rail Position: True



Section	Overall	L1000	L800	L600	L400	L200
Section Times	1:10.21 [6] (0:14.34)	0:55.87 [6] (0:10.50)	0:45.37 [6] (0:10.89)	0:34.48 [5] (0:11.25)	0:23.23 [5] (0:11.16)	0:12.07 [5] (0:12.07)
Average Speed [km/h]	50.3	68.6	66.5	64.1	64.6	59.6
Top Speed [km/h]	67.6	69.5	69.0	65.5	65.9	63.5
Avg. Dist. to Rail [m]	6.1	3.8	2.0	0.4	2.0	3.3
Avg. Stride Freq. [Hz]	2.4	2.6	2.5	2.5	2.5	2.4
Avg. Stride Length [m]	5.7	7.3	7.3	7.1	7.0	6.9



[] Ranking at each section and finish
 -:-:- No data available at this section
 NA No data available

Horse/Jockey Name	ALL TOO TRUE/Jake Toeroek
Finish Rank	7
Fastest Section Time (Section)	0:10.40 (L1000)
Top Speed [km/h] (Section)	69.7 (Overall)
Race State	Finished



Morphettville SA - Professional

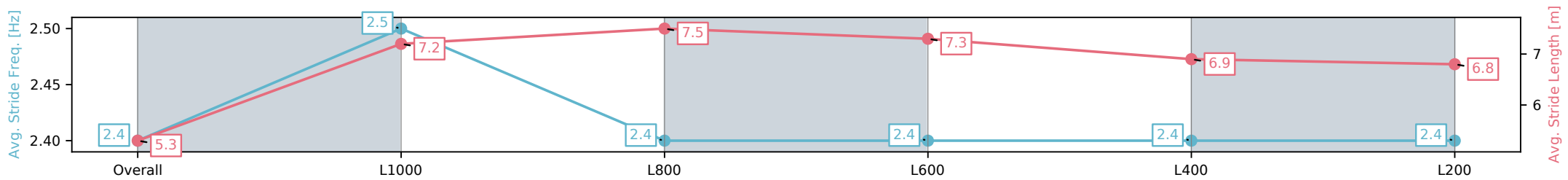
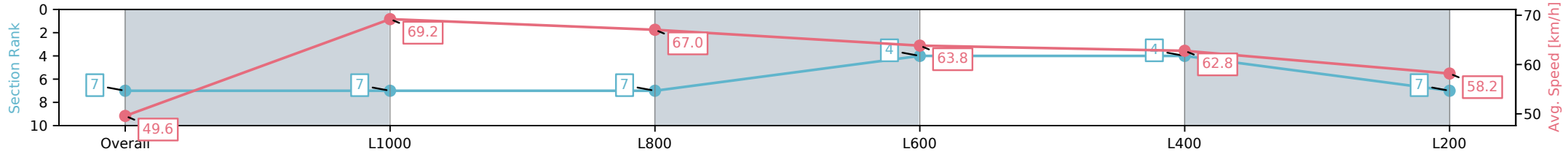
Race 3: Croser Handicap - 1200m

25 January 2025 - 1:37PM

Track Rating: Good 4, Weather: Fine, Rail Position: True



Section	Overall	L1000	L800	L600	L400	L200
Section Times	1:10.79 [7] (0:14.49)	0:56.30 [7] (0:10.40)	0:45.90 [7] (0:10.70)	0:35.20 [4] (0:11.32)	0:23.88 [4] (0:11.50)	0:12.38 [7] (0:12.38)
Average Speed [km/h]	49.6	69.2	67.0	63.8	62.8	58.2
Top Speed [km/h]	68.9	69.7	67.4	66.0	64.0	62.0
Avg. Dist. to Rail [m]	2.5	1.3	1.4	1.1	2.5	3.0
Avg. Stride Freq. [Hz]	2.4	2.5	2.4	2.4	2.4	2.4
Avg. Stride Length [m]	5.3	7.2	7.5	7.3	6.9	6.8



[] Ranking at each section and finish
 -:-:- No data available at this section
 NA No data available