



RACINGSA

Morphettville SA

Race 2: Festival Hire Handicap - 1600m

25 January 2025 - 1:03PM



Morphettville

Track Rating: Good 4, Weather: Fine, Rail Position: True

Section								Overall	L1400	L1200	L1000	L800	L600		
Field Times								1:36.06 (0:14.08)	1:21.98 (0:11.67)	1:10.31 (0:12.02)	0:58.28 (0:11.87)	0:46.42 (0:11.72)	0:34.70 (0:11.35)		
Position	#	Horse/Jockey	Barrier	Top Speed [km/h]	Fastest Section	First 400m								Distance Travelled From Winner [m]	
1	2	HASSELTOFF Lachlan Neindorf	6	66.4 800-600	0:11.13 600-400	0:26.61	1:36.06 (0:14.96)	1:21.10 [7] (0:11.65)	1:09.45 [7] (0:11.94)	0:57.51 [7] (0:11.90)	0:45.61 [7] (0:11.70)	0:33.91 [6] (0:11.13)			
2	4	DIVINE FIRE Alana Livesey	5	65.1 800-600	0:11.35 600-400	0:25.91	1:36.31 (0:14.22)	1:22.09 [2] (0:11.69)	1:10.40 [2] (0:11.93)	0:58.47 [2] (0:11.84)	0:46.63 [2] (0:11.68)	0:34.95 [1] (0:11.35)		-6	
2	7	TIPSY VIXEN Manoel Nunes	2	65.7 800-600	0:11.17 600-400	0:26.45	1:36.31 (0:14.65)	1:21.66 [4] (0:11.80)	1:09.86 [5] (0:11.91)	0:57.95 [5] (0:11.85)	0:46.10 [5] (0:11.67)	0:34.43 [5] (0:11.17)		+1	
4	1	SILENT SURRENTE Rochelle Milnes	7	65.6 800-600	0:11.30 600-400	0:26.33	1:36.46 (0:14.84)	1:21.62 [5] (0:11.49)	1:10.13 [4] (0:11.85)	0:58.28 [4] (0:11.87)	0:46.41 [4] (0:11.72)	0:34.69 [4] (0:11.30)		-1	
5	6	I'M A DEXSTAR Kayla Crowther	3	64.8 800-600	0:11.28 400-200	0:26.60	1:36.52 (0:14.86)	1:21.66 [6] (0:11.74)	1:09.92 [6] (0:11.87)	0:58.05 [6] (0:11.95)	0:46.10 [6] (0:11.77)	0:34.33 [7] (0:11.34)		-3	
6	3	PEARL ADIOS Jason Holder	4	64.7 800-600	0:11.33 600-400	0:26.13	1:36.57 (0:14.43)	1:22.14 [3] (0:11.70)	1:10.44 [3] (0:11.92)	0:58.52 [3] (0:11.88)	0:46.64 [3] (0:11.70)	0:34.94 [3] (0:11.33)		-2	
7	5	FRANCE'S BOY Zoe Lloyd	1	64.1 800-600	0:11.41 600-400	0:25.74	1:36.83 (0:14.08)	1:22.75 [1] (0:11.66)	1:11.09 [1] (0:12.03)	0:59.06 [1] (0:11.87)	0:47.19 [1] (0:11.76)	0:35.43 [2] (0:11.41)		-8	

- [] Position in running at each section and finish
- #: Saddle cloth number
- :--:-- No data available at this section
- DNF Did not finish
- NA No data available
- DNT Did not track
- █ Background shading for fastest section



RACINGSA

Morphettville SA
Race 2: Festival Hire Handicap - 1600m
25 January 2025 - 1:03PM

Track Rating: Good 4, Weather: Fine, Rail Position: True



Morphettville

Section
Field Times

L400
0:23.35
(0:11.48)
L200
0:11.86
(0:11.86)

Position	#	Horse/Jockey	Barrier	Top Speed [km/h]	Fastest Section	First 400m	L400	L200	Margin	Distance Travelled From Winner [m]
1	2	HASSELTOFF Lachlan Neindorf	6	66.4 800-600	0:11.13 600-400	0:26.61	0:22.78 [6] (0:11.13)	0:11.65 [3] (0:11.65)	1:36.06	
2	4	DIVINE FIRE Alana Livesey	5	65.1 800-600	0:11.35 600-400	0:25.91	0:23.60 [1] (0:11.48)	0:12.12 [1] (0:12.12)	1.61L	-6
2	7	TIPSY VIXEN Manoel Nunes	2	65.7 800-600	0:11.17 600-400	0:26.45	0:23.26 [4] (0:11.35)	0:11.91 [2] (0:11.91)	1.61L	+1
4	1	SILENT SURRENTE Rochelle Milnes	7	65.6 800-600	0:11.30 600-400	0:26.33	0:23.39 [5] (0:11.37)	0:12.02 [6] (0:12.02)	2.61L	-1
5	6	I'M A DEXSTAR Kayla Crowther	3	64.8 800-600	0:11.28 400-200	0:26.60	0:22.99 [7] (0:11.28)	0:11.70 [7] (0:11.70)	3.0L	-3
6	3	PEARL ADIOS Jason Holder	4	64.7 800-600	0:11.33 600-400	0:26.13	0:23.61 [3] (0:11.46)	0:12.15 [5] (0:12.15)	3.32L	-2
7	5	FRANCE'S BOY Zoe Lloyd	1	64.1 800-600	0:11.41 600-400	0:25.74	0:24.02 [2] (0:11.61)	0:12.41 [4] (0:12.41)	4.96L	-8

- [] Position in running at each section and finish
- #: Saddle cloth number
- No data available at this section
- DNF Did not finish
- NA No data available
- DNT Did not track
- █ Background shading for fastest section

Horse/Jockey Name	HASSELTOFF/Lachlan Neindorf
Finish Rank	1
Fastest Section Time (Section)	0:11.13 (L600)
Top Speed [km/h] (Section)	66.4 (L800)
Race State	Finished



Morphettville SA - Professional

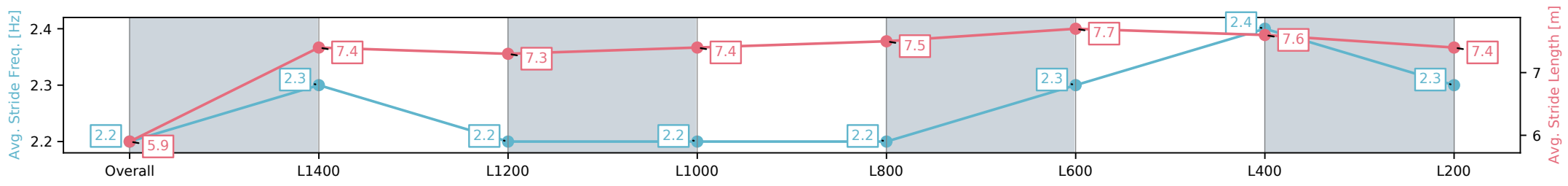
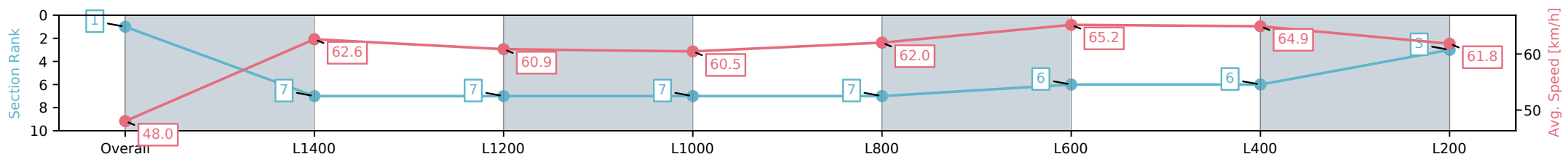
Race 2: Festival Hire Handicap - 1600m

25 January 2025 - 1:03PM



Track Rating: Good 4, Weather: Fine, Rail Position: True

Section	Overall	L1400	L1200	L1000	L800	L600	L400	L200
Section Times	1:36.06 [1] (0:14.96)	1:21.10 [7] (0:11.65)	1:09.45 [7] (0:11.94)	0:57.51 [7] (0:11.90)	0:45.61 [7] (0:11.70)	0:33.91 [6] (0:11.13)	0:22.78 [6] (0:11.13)	0:11.65 [3] (0:11.65)
Average Speed [km/h]	48.0	62.6	60.9	60.5	62.0	65.2	64.9	61.8
Top Speed [km/h]	60.5	64.1	63.5	62.3	63.3	66.4	66.1	64.1
Avg. Dist. to Rail [m]	6.4	3.4	2.6	2.3	1.7	1.8	3.7	5.4
Avg. Stride Freq. [Hz]	2.2	2.3	2.2	2.2	2.2	2.3	2.4	2.3
Avg. Stride Length [m]	5.9	7.4	7.3	7.4	7.5	7.7	7.6	7.4



[] Ranking at each section and finish
 -:-:- No data available at this section
 NA No data available

Horse/Jockey Name	DIVINE FIRE/Alana Livesey
Finish Rank	2
Fastest Section Time (Section)	0:11.35 (L600)
Top Speed [km/h] (Section)	65.1 (L800)
Race State	Finished



Morphettville SA - Professional

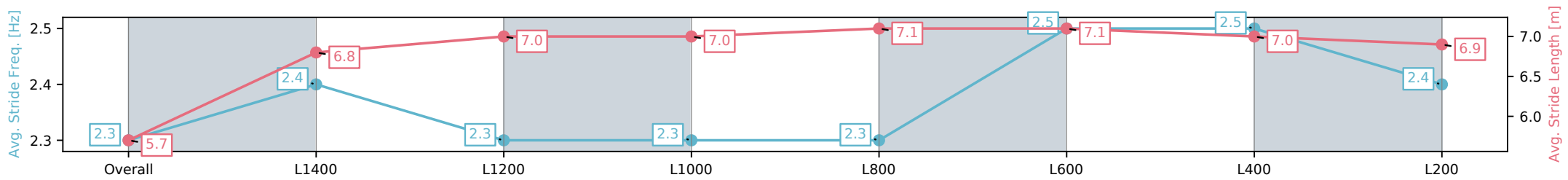
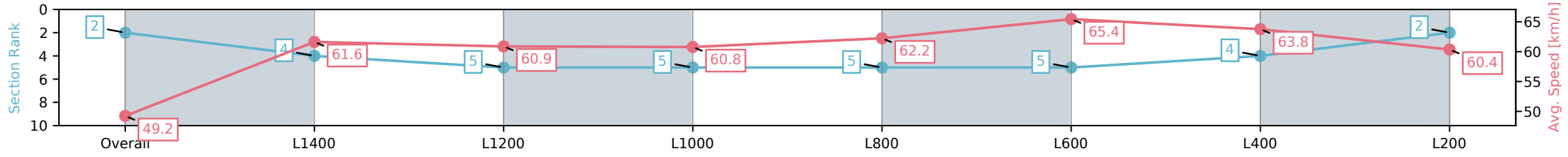
Race 2: Festival Hire Handicap - 1600m

25 January 2025 - 1:03PM



Track Rating: Good 4, Weather: Fine, Rail Position: True

Section	Overall	L1400	L1200	L1000	L800	L600	L400	L200
Section Times	1:36.31 [2] (0:14.22)	1:22.09 [2] (0:11.69)	1:10.40 [2] (0:11.93)	0:58.47 [2] (0:11.84)	0:46.63 [2] (0:11.68)	0:34.95 [1] (0:11.35)	0:23.60 [1] (0:11.48)	0:12.12 [1] (0:12.12)
Average Speed [km/h]	50.8	61.6	60.3	60.8	61.8	63.8	62.8	59.3
Top Speed [km/h]	62.2	62.3	60.8	61.7	63.4	65.1	64.4	61.7
Avg. Dist. to Rail [m]	5.0	0.7	0.3	0.9	0.6	0.8	2.2	3.6
Avg. Stride Freq. [Hz]	2.2	2.2	2.2	2.2	2.2	2.4	2.4	2.3
Avg. Stride Length [m]	6.2	7.6	7.5	7.4	7.5	7.4	7.4	7.2



[] Ranking at each section and finish
 -:-:- No data available at this section
 NA No data available

Horse/Jockey Name	TIPSY VIXEN/Manoel Nunes
Finish Rank	2
Fastest Section Time (Section)	0:11.17 (L600)
Top Speed [km/h] (Section)	65.7 (L800)
Race State	Finished



Morphettville SA - Professional

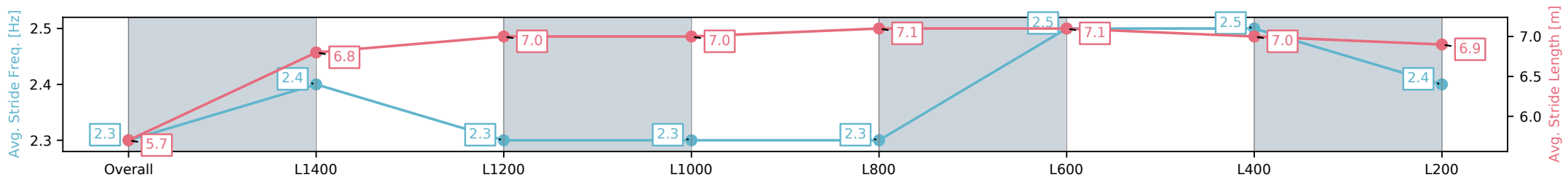
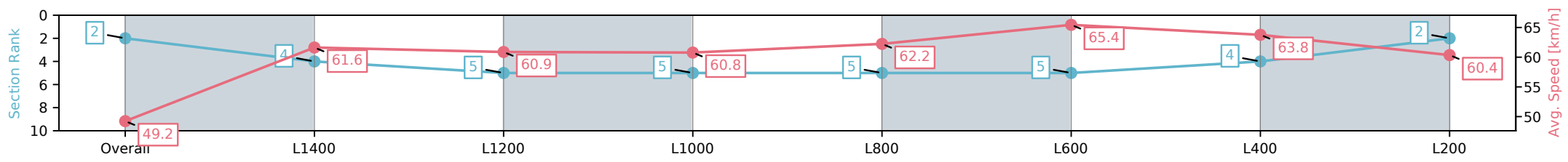
Race 2: Festival Hire Handicap - 1600m

25 January 2025 - 1:03PM



Track Rating: Good 4, Weather: Fine, Rail Position: True

Section	Overall	L1400	L1200	L1000	L800	L600	L400	L200
Section Times	1:36.31 [2] (0:14.65)	1:21.66 [4] (0:11.80)	1:09.86 [5] (0:11.91)	0:57.95 [5] (0:11.85)	0:46.10 [5] (0:11.67)	0:34.43 [5] (0:11.17)	0:23.26 [4] (0:11.35)	0:11.91 [2] (0:11.91)
Average Speed [km/h]	49.2	61.6	60.9	60.8	62.2	65.4	63.8	60.4
Top Speed [km/h]	60.7	62.7	61.7	62.2	63.9	65.7	65.7	63.1
Avg. Dist. to Rail [m]	4.0	2.8	2.1	2.8	2.6	2.7	4.4	6.6
Avg. Stride Freq. [Hz]	2.3	2.4	2.3	2.3	2.3	2.5	2.5	2.4
Avg. Stride Length [m]	5.7	6.8	7.0	7.0	7.1	7.1	7.0	6.9



[] Ranking at each section and finish
 -:-:- No data available at this section
 NA No data available

Horse/Jockey Name	SILENT SURRENTE/Rochelle Milnes
Finish Rank	4
Fastest Section Time (Section)	0:11.30 (L600)
Top Speed [km/h] (Section)	65.6 (L800)
Race State	Finished



Morphettville SA - Professional

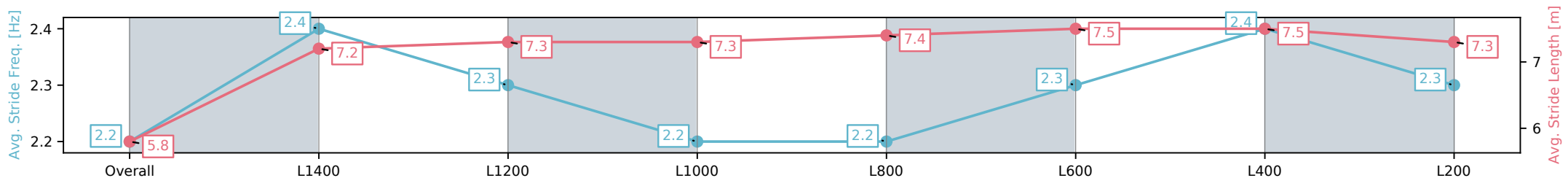
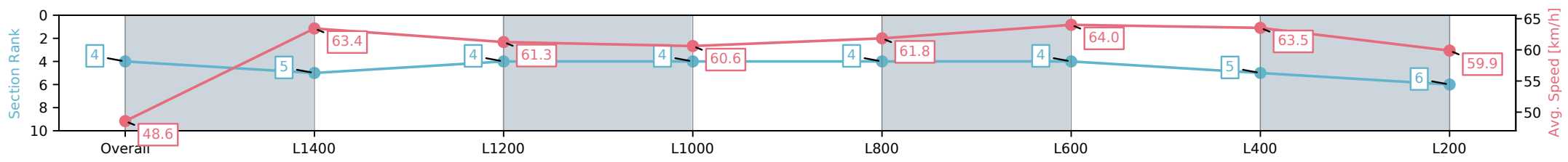
Race 2: Festival Hire Handicap - 1600m

25 January 2025 - 1:03PM



Track Rating: Good 4, Weather: Fine, Rail Position: True

Section	Overall	L1400	L1200	L1000	L800	L600	L400	L200
Section Times	1:36.46 [4] (0:14.84)	1:21.62 [5] (0:11.49)	1:10.13 [4] (0:11.85)	0:58.28 [4] (0:11.87)	0:46.41 [4] (0:11.72)	0:34.69 [4] (0:11.30)	0:23.39 [5] (0:11.37)	0:12.02 [6] (0:12.02)
Average Speed [km/h]	48.6	63.4	61.3	60.6	61.8	64.0	63.5	59.9
Top Speed [km/h]	63.1	64.2	63.7	61.6	62.4	65.6	64.9	62.3
Avg. Dist. to Rail [m]	7.4	3.5	2.0	2.0	1.5	1.3	2.1	3.8
Avg. Stride Freq. [Hz]	2.2	2.4	2.3	2.2	2.2	2.3	2.4	2.3
Avg. Stride Length [m]	5.8	7.2	7.3	7.3	7.4	7.5	7.5	7.3



[] Ranking at each section and finish
 -:-:- No data available at this section
 NA No data available

Horse/Jockey Name	I'M A DEXSTAR/Kayla Crowther
Finish Rank	5
Fastest Section Time (Section)	0:11.28 (L400)
Top Speed [km/h] (Section)	64.8 (L800)
Race State	Finished



Morphettville SA - Professional

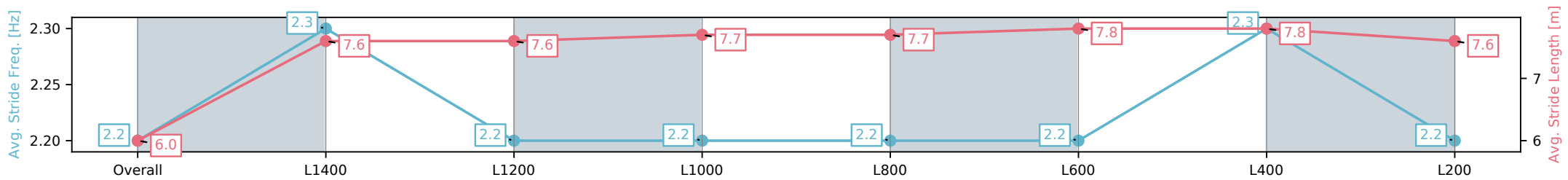
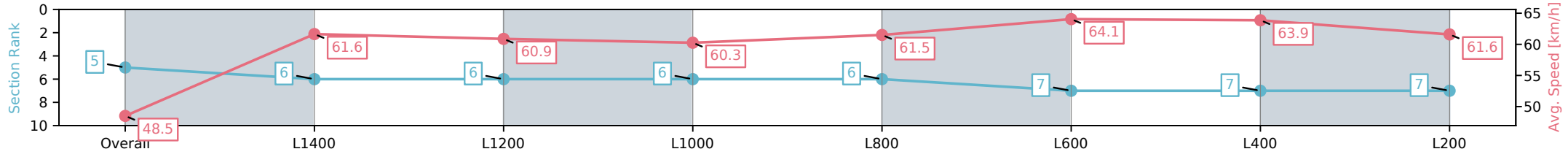
Race 2: Festival Hire Handicap - 1600m

25 January 2025 - 1:03PM



Track Rating: Good 4, Weather: Fine, Rail Position: True

Section	Overall	L1400	L1200	L1000	L800	L600	L400	L200
Section Times	1:36.52 [5] (0:14.86)	1:21.66 [6] (0:11.74)	1:09.92 [6] (0:11.87)	0:58.05 [6] (0:11.95)	0:46.10 [6] (0:11.77)	0:34.33 [7] (0:11.34)	0:22.99 [7] (0:11.28)	0:11.70 [7] (0:11.70)
Average Speed [km/h]	48.5	61.6	60.9	60.3	61.5	64.1	63.9	61.6
Top Speed [km/h]	60.9	63.5	61.9	61.7	62.5	64.8	64.6	63.4
Avg. Dist. to Rail [m]	4.3	2.1	0.8	1.6	1.5	1.6	4.0	6.8
Avg. Stride Freq. [Hz]	2.2	2.3	2.2	2.2	2.2	2.2	2.3	2.2
Avg. Stride Length [m]	6.0	7.6	7.6	7.7	7.7	7.8	7.8	7.6



[] Ranking at each section and finish
 -:-:- No data available at this section
 NA No data available

Horse/Jockey Name	PEARL ADIOS/Jason Holder
Finish Rank	6
Fastest Section Time (Section)	0:11.33 (L600)
Top Speed [km/h] (Section)	64.7 (L800)
Race State	Finished



Morphettville SA - Professional

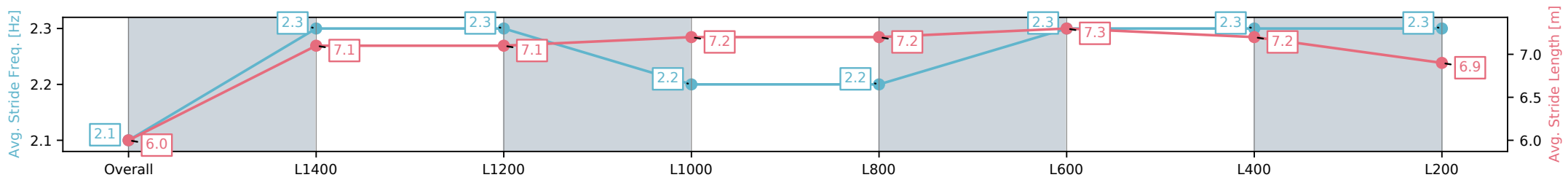
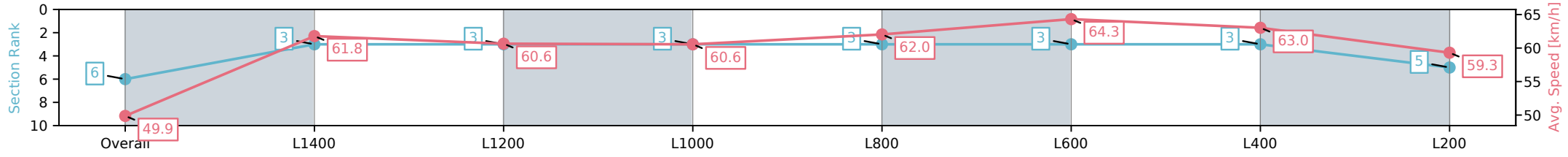
Race 2: Festival Hire Handicap - 1600m

25 January 2025 - 1:03PM

Track Rating: Good 4, Weather: Fine, Rail Position: True



Section	Overall	L1400	L1200	L1000	L800	L600	L400	L200
Section Times	1:36.57 [6] (0:14.43)	1:22.14 [3] (0:11.70)	1:10.44 [3] (0:11.92)	0:58.52 [3] (0:11.88)	0:46.64 [3] (0:11.70)	0:34.94 [3] (0:11.33)	0:23.61 [3] (0:11.46)	0:12.15 [5] (0:12.15)
Average Speed [km/h]	49.9	61.8	60.6	60.6	62.0	64.3	63.0	59.3
Top Speed [km/h]	60.7	62.6	62.6	61.9	63.0	64.7	64.3	62.0
Avg. Dist. to Rail [m]	4.0	1.3	0.7	1.9	2.1	2.3	3.2	3.4
Avg. Stride Freq. [Hz]	2.1	2.3	2.3	2.2	2.2	2.3	2.3	2.3
Avg. Stride Length [m]	6.0	7.1	7.1	7.2	7.2	7.3	7.2	6.9



- [] Ranking at each section and finish
- :-:- No data available at this section
- NA No data available

Horse/Jockey Name	FRANCE'S BOY/Zoe Lloyd
Finish Rank	7
Fastest Section Time (Section)	0:11.41 (L600)
Top Speed [km/h] (Section)	64.1 (L800)
Race State	Finished



Morphettville SA - Professional

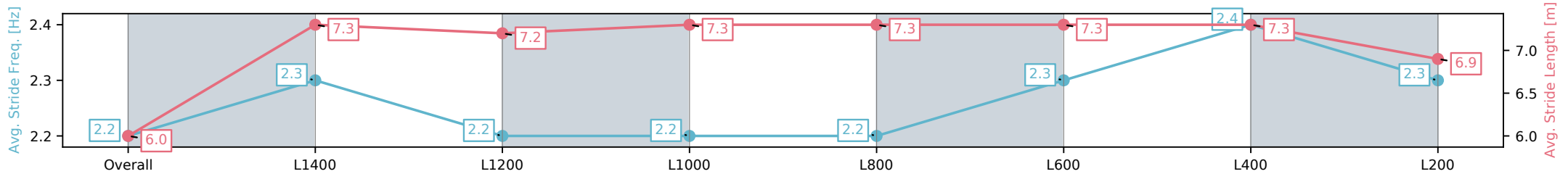
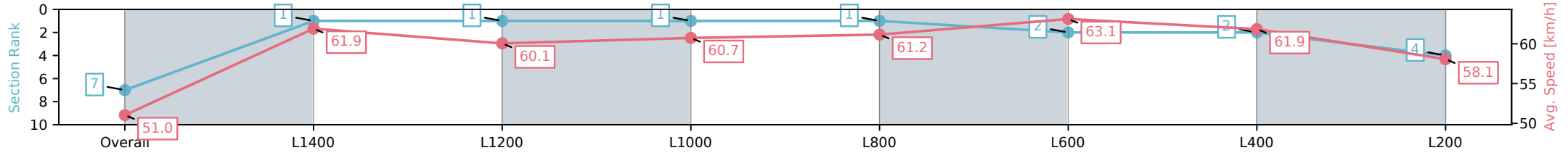
Race 2: Festival Hire Handicap - 1600m

25 January 2025 - 1:03PM

Track Rating: Good 4, Weather: Fine, Rail Position: True



Section	Overall	L1400	L1200	L1000	L800	L600	L400	L200
Section Times	1:36.83 [7] (0:14.08)	1:22.75 [1] (0:11.66)	1:11.09 [1] (0:12.03)	0:59.06 [1] (0:11.87)	0:47.19 [1] (0:11.76)	0:35.43 [2] (0:11.41)	0:24.02 [2] (0:11.61)	0:12.41 [4] (0:12.41)
Average Speed [km/h]	51.0	61.9	60.1	60.7	61.2	63.1	61.9	58.1
Top Speed [km/h]	63.5	63.5	60.5	61.5	62.6	64.1	63.1	60.9
Avg. Dist. to Rail [m]	2.2	0.9	0.5	0.6	0.3	0.3	0.5	0.4
Avg. Stride Freq. [Hz]	2.2	2.3	2.2	2.2	2.2	2.3	2.4	2.3
Avg. Stride Length [m]	6.0	7.3	7.2	7.3	7.3	7.3	7.3	6.9



- [] Ranking at each section and finish
- :-:- No data available at this section
- NA No data available