



RACINGSA

Morphettville SA

Race 1: Dominant Two-Year-Old Plate - 1050m

25 January 2025 - 12:27PM

Track Rating: Good 4, Weather: Fine, Rail Position: True



Morphettville

Section Field Times							Overall	L1000	L800	L600	L400	L200		
							1:01.47 (0:05.70)	0:55.77 (0:10.56)	0:45.21 (0:10.60)	0:34.61 (0:11.32)	0:23.28 (0:11.64)	0:11.65 (0:11.65)		
Position	#	Horse/Jockey	Barrier	Top Speed [km/h]	Fastest Section	First 400m							Margin	Distance Travelled From Winner [m]
1	3	GIN SPIRIT Jason Holder	5	72.4 1200-1000	0:10.45 1000-800	0:24.64	1:01.47 (0:06.22)	0:55.25 [6] (0:10.45)	0:44.80 [5] (0:10.66)	0:34.14 [5] (0:11.24)	0:22.90 [5] (0:11.33)	0:11.57 [3] (0:11.56)	1:01.47	
2	5	LA REINE Lachlan Neindorf	4	70.8 1200-1000	0:10.53 800-600	0:24.53	1:01.70 (0:05.82)	0:55.88 [4] (0:10.80)	0:45.08 [4] (0:10.53)	0:34.55 [4] (0:11.26)	0:23.29 [4] (0:11.46)	0:11.83 [2] (0:11.83)	1.45L	+2
3	6	MACCLESFIELD Caitlin Tootell	2	70.8 1200-1000	0:10.62 800-600	0:24.94	1:01.98 (0:06.04)	0:55.94 [5] (0:10.82)	0:45.12 [6] (0:10.62)	0:34.50 [6] (0:11.10)	0:23.40 [6] (0:11.46)	0:11.94 [5] (0:11.94)	3.26L	+2
4	1	MORE THAN HOPE Todd Pannell	3	71.2 1200-1000	0:10.54 1000-800	0:24.17	1:02.26 (0:05.71)	0:56.55 [2] (0:10.54)	0:46.01 [1] (0:10.60)	0:35.41 [1] (0:11.32)	0:24.09 [1] (0:11.64)	0:12.45 [1] (0:12.45)	5.1L	-2
5	2	MOSTLY FOR SHOW Jake Toeroek	1	70.4 1200-1000	0:10.61 800-600	0:24.48	1:02.62 (0:05.81)	0:56.81 [3] (0:10.62)	0:46.19 [3] (0:10.61)	0:35.58 [3] (0:11.28)	0:24.29 [3] (0:11.66)	0:12.63 [4] (0:12.63)	7.44L	-2
6	7	WILD ROSES GROW Kayla Crowther	7	70.6 1200-1000	0:10.62 1000-800	0:24.23	1:03.00 (0:05.70)	0:57.30 [1] (0:10.62)	0:46.68 [2] (0:10.63)	0:36.05 [2] (0:11.35)	0:24.70 [2] (0:11.91)	0:12.79 [6] (0:12.79)	9.85L	-1

Scratched: Go Ask Alice (#4)

- [] Position in running at each section and finish
- #: Saddle cloth number
- :--:-- No data available at this section
- DNF Did not finish
- NA No data available
- DNT Did not track
- █ Background shading for fastest section

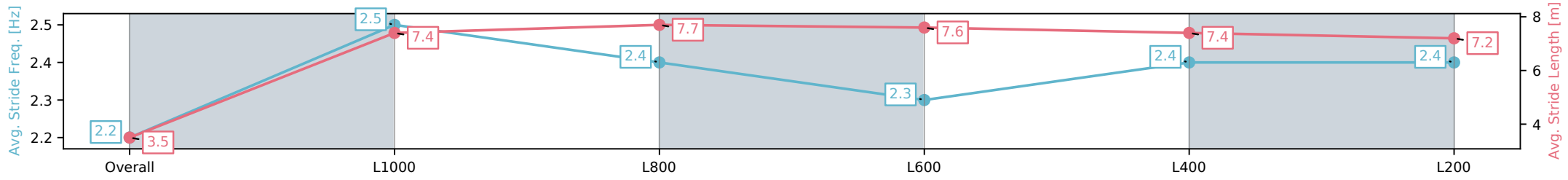
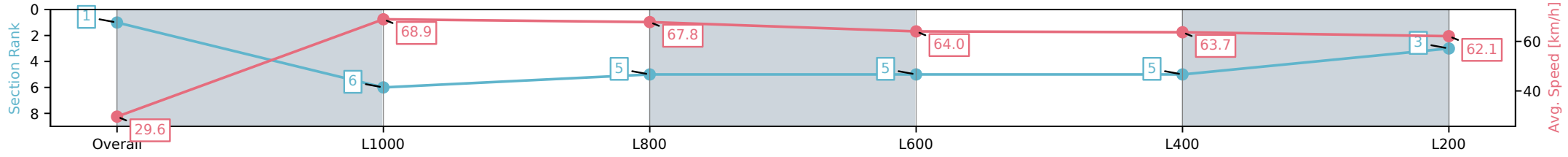
Horse/Jockey Name	GIN SPIRIT/Jason Holder
Finish Rank	1
Fastest Section Time (Section)	0:10.45 (L1000)
Top Speed [km/h] (Section)	72.4 (Overall)
Race State	Finished



Morphettville SA - Professional
 Race 1: Dominant Two-Year-Old Plate - 1050m
 25 January 2025 - 12:27PM
 Track Rating: Good 4, Weather: Fine, Rail Position: True



Section	Overall	L1000	L800	L600	L400	L200
Section Times	1:01.47 [1] (0:06.22)	0:55.25 [6] (0:10.45)	0:44.80 [5] (0:10.66)	0:34.14 [5] (0:11.24)	0:22.90 [5] (0:11.33)	0:11.57 [3] (0:11.56)
Average Speed [km/h]	29.6	68.9	67.8	64.0	63.7	62.1
Top Speed [km/h]	57.6	72.4	69.8	66.5	65.0	65.1
Avg. Dist. to Rail [m]	8.1	4.0	1.2	0.3	1.9	2.0
Avg. Stride Freq. [Hz]	2.2	2.5	2.4	2.3	2.4	2.4
Avg. Stride Length [m]	3.5	7.4	7.7	7.6	7.4	7.2



[] Ranking at each section and finish
 -:-:- No data available at this section
 NA No data available

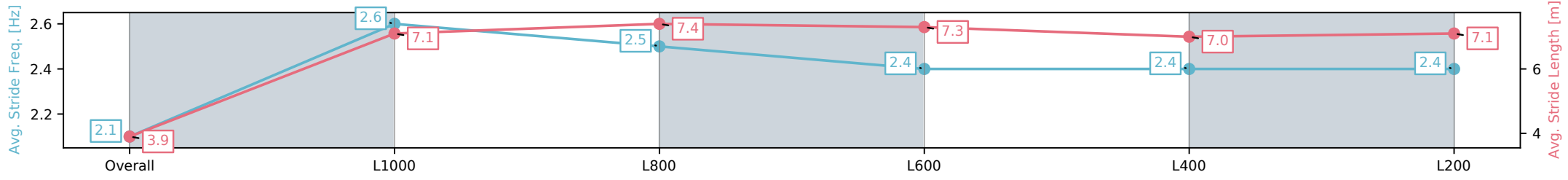
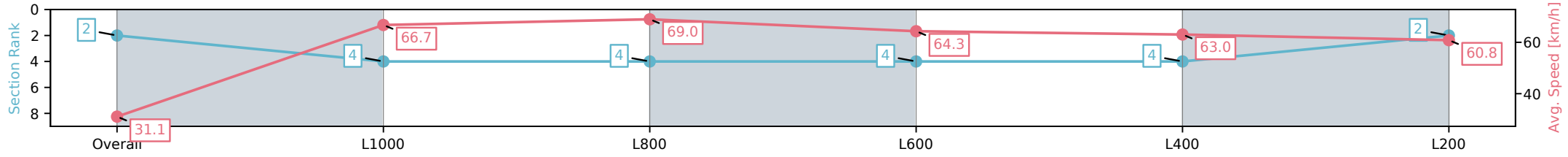
Horse/Jockey Name	LA REINE/Lachlan Neindorf
Finish Rank	2
Fastest Section Time (Section)	0:10.53 (L800)
Top Speed [km/h] (Section)	70.8 (Overall)
Race State	Finished



Morphettville SA - Professional
 Race 1: Dominant Two-Year-Old Plate - 1050m
 25 January 2025 - 12:27PM
 Track Rating: Good 4, Weather: Fine, Rail Position: True



Section	Overall	L1000	L800	L600	L400	L200
Section Times	1:01.70 [2] (0:05.82)	0:55.88 [4] (0:10.80)	0:45.08 [4] (0:10.53)	0:34.55 [4] (0:11.26)	0:23.29 [4] (0:11.46)	0:11.83 [2] (0:11.83)
Average Speed [km/h]	31.1	66.7	69.0	64.3	63.0	60.8
Top Speed [km/h]	58.2	70.8	70.6	67.5	63.9	63.0
Avg. Dist. to Rail [m]	6.7	4.7	2.4	1.5	1.6	0.9
Avg. Stride Freq. [Hz]	2.1	2.6	2.5	2.4	2.4	2.4
Avg. Stride Length [m]	3.9	7.1	7.4	7.3	7.0	7.1



[] Ranking at each section and finish
 -:-:- No data available at this section
 NA No data available

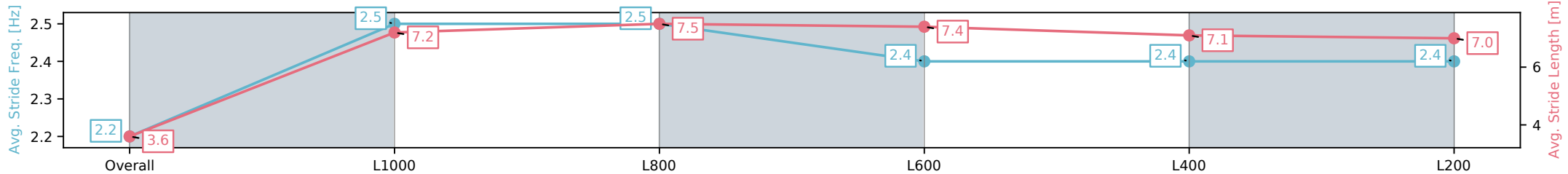
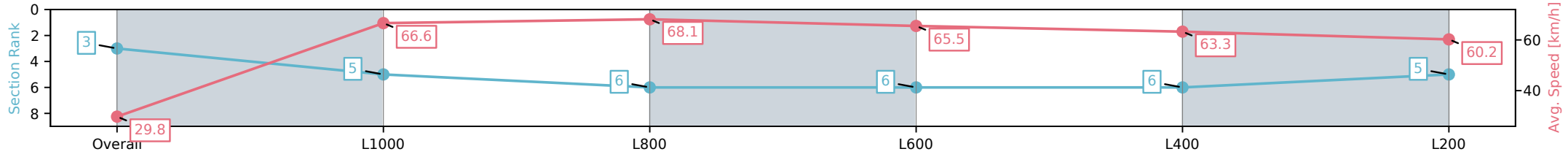
Horse/Jockey Name	MACCLESFIELD/Caitlin Tootell
Finish Rank	3
Fastest Section Time (Section)	0:10.62 (L800)
Top Speed [km/h] (Section)	70.8 (Overall)
Race State	Finished



Morphettville SA - Professional
 Race 1: Dominant Two-Year-Old Plate - 1050m
 25 January 2025 - 12:27PM
 Track Rating: Good 4, Weather: Fine, Rail Position: True



Section	Overall	L1000	L800	L600	L400	L200
Section Times	1:01.98 [3] (0:06.04)	0:55.94 [5] (0:10.82)	0:45.12 [6] (0:10.62)	0:34.50 [6] (0:11.10)	0:23.40 [6] (0:11.46)	0:11.94 [5] (0:11.94)
Average Speed [km/h]	29.8	66.6	68.1	65.5	63.3	60.2
Top Speed [km/h]	60.5	70.8	69.6	67.8	64.7	62.4
Avg. Dist. to Rail [m]	3.0	0.3	1.3	2.1	3.5	3.3
Avg. Stride Freq. [Hz]	2.2	2.5	2.5	2.4	2.4	2.4
Avg. Stride Length [m]	3.6	7.2	7.5	7.4	7.1	7.0



[] Ranking at each section and finish
 -:-:- No data available at this section
 NA No data available

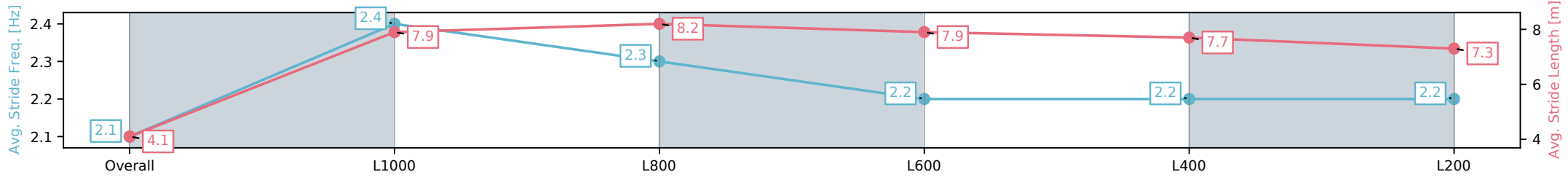
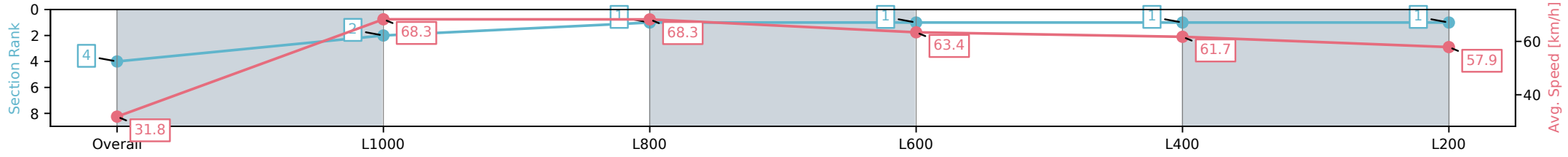
Horse/Jockey Name	MORE THAN HOPE/Todd Pannell
Finish Rank	4
Fastest Section Time (Section)	0:10.54 (L1000)
Top Speed [km/h] (Section)	71.2 (Overall)
Race State	Finished



Morphettville SA - Professional
 Race 1: Dominant Two-Year-Old Plate - 1050m
 25 January 2025 - 12:27PM
 Track Rating: Good 4, Weather: Fine, Rail Position: True



Section	Overall	L1000	L800	L600	L400	L200
Section Times	1:02.26 [4] (0:05.71)	0:56.55 [2] (0:10.54)	0:46.01 [1] (0:10.60)	0:35.41 [1] (0:11.32)	0:24.09 [1] (0:11.64)	0:12.45 [1] (0:12.45)
Average Speed [km/h]	31.8	68.3	68.3	63.4	61.7	57.9
Top Speed [km/h]	58.7	71.2	70.8	65.6	62.4	61.4
Avg. Dist. to Rail [m]	5.4	3.2	1.4	0.6	0.8	1.1
Avg. Stride Freq. [Hz]	2.1	2.4	2.3	2.2	2.2	2.2
Avg. Stride Length [m]	4.1	7.9	8.2	7.9	7.7	7.3



[] Ranking at each section and finish
 -:-:- No data available at this section
 NA No data available

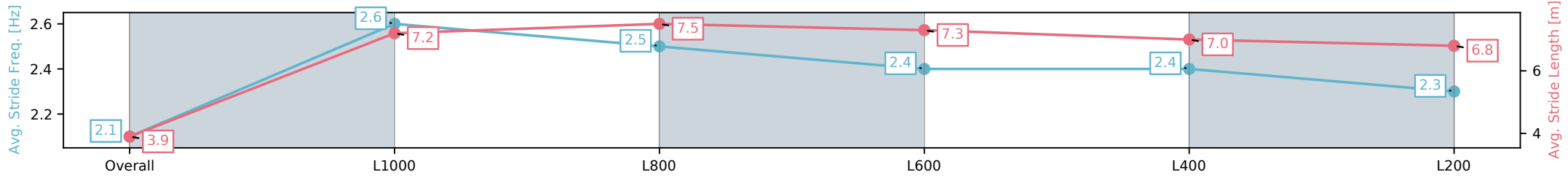
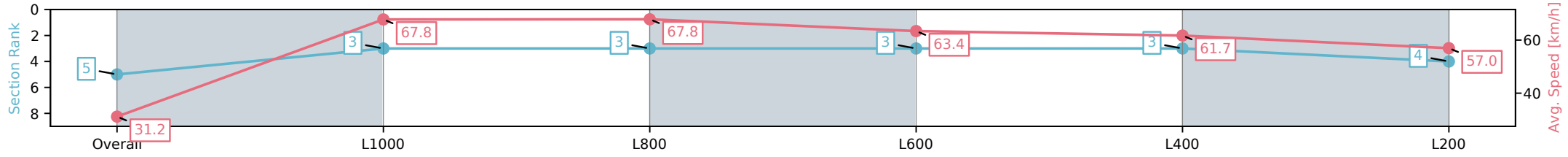
Horse/Jockey Name	MOSTLY FOR SHOW/Jake Toeroek
Finish Rank	5
Fastest Section Time (Section)	0:10.61 (L800)
Top Speed [km/h] (Section)	70.4 (Overall)
Race State	Finished



Morphettville SA - Professional
Race 1: Dominant Two-Year-Old Plate - 1050m
 25 January 2025 - 12:27PM
 Track Rating: Good 4, Weather: Fine, Rail Position: True



Section	Overall	L1000	L800	L600	L400	L200
Section Times	1:02.62 [5] (0:05.81)	0:56.81 [3] (0:10.62)	0:46.19 [3] (0:10.61)	0:35.58 [3] (0:11.28)	0:24.29 [3] (0:11.66)	0:12.63 [4] (0:12.63)
Average Speed [km/h]	31.2	67.8	67.8	63.4	61.7	57.0
Top Speed [km/h]	59.8	70.4	70.0	65.0	63.6	60.9
Avg. Dist. to Rail [m]	2.6	0.4	0.4	0.9	0.5	0.5
Avg. Stride Freq. [Hz]	2.1	2.6	2.5	2.4	2.4	2.3
Avg. Stride Length [m]	3.9	7.2	7.5	7.3	7.0	6.8



[] Ranking at each section and finish
 -:-:- No data available at this section
 NA No data available

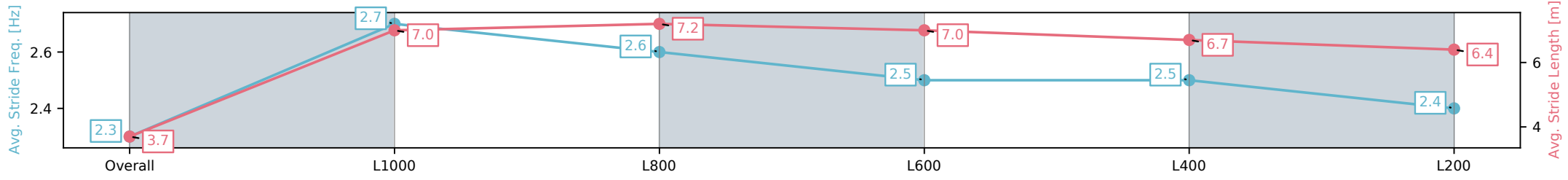
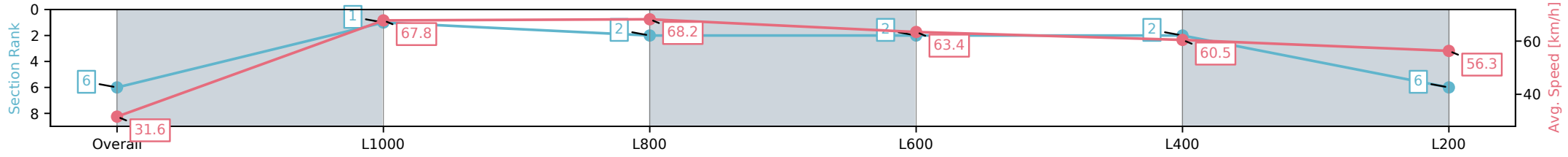
Horse/Jockey Name	WILD ROSES GROW/Kayla Crowther
Finish Rank	6
Fastest Section Time (Section)	0:10.62 (L1000)
Top Speed [km/h] (Section)	70.6 (Overall)
Race State	Finished



Morphettville SA - Professional
 Race 1: Dominant Two-Year-Old Plate - 1050m
 25 January 2025 - 12:27PM
 Track Rating: Good 4, Weather: Fine, Rail Position: True



Section	Overall	L1000	L800	L600	L400	L200
Section Times	1:03.00 [6] (0:05.70)	0:57.30 [1] (0:10.62)	0:46.68 [2] (0:10.63)	0:36.05 [2] (0:11.35)	0:24.70 [2] (0:11.91)	0:12.79 [6] (0:12.79)
Average Speed [km/h]	31.6	67.8	68.2	63.4	60.5	56.3
Top Speed [km/h]	59.0	70.6	70.5	65.5	61.8	59.1
Avg. Dist. to Rail [m]	8.1	4.9	2.1	0.6	0.9	1.2
Avg. Stride Freq. [Hz]	2.3	2.7	2.6	2.5	2.5	2.4
Avg. Stride Length [m]	3.7	7.0	7.2	7.0	6.7	6.4



[] Ranking at each section and finish
 -:-:- No data available at this section
 NA No data available