



RACINGSA

Morphettville SA

Race 9: Thomas Farms Handicap - 1200m

28 December 2024 - 5:30PM



Morphettville

Track Rating: Good 4, Weather: Overcast, Rail Position: +11m Entire; Sectional 615m

Section												Overall	L1000	L800	L600	L400	L200		
Field Times												1:10.39 (0:13.64)	0:56.75 (0:10.72)	0:46.02 (0:10.91)	0:35.11 (0:11.16)	0:23.95 (0:11.64)	0:12.32 (0:12.32)		
Position	#	Horse/Jockey	Barrier	Top Speed [km/h]	Fastest Section	First 400m								Margin	Distance Travelled From Winner [m]				
1	6	KINETIC JEWEL Taylor Johnstone	6	67.5 1200-1000	0:10.77 1000-800	0:24.48	1:10.39 (0:13.71)	0:56.68 [2] (0:10.77)	0:45.91 [2] (0:10.91)	0:35.00 [2] (0:11.12)	0:23.88 [2] (0:11.56)	0:12.32 [1] (0:12.32)	1:10.39						
2	13	NURYS Alice Lindsay	10	67.5 800-600	0:11.06 1000-800	0:25.12	1:10.40 (0:14.06)	0:56.34 [7] (0:11.06)	0:45.28 [11] (0:11.08)	0:34.20 [11] (0:11.11)	0:23.09 [10] (0:11.27)	0:11.82 [8] (0:11.82)	0.08L	+8					
3	8	TIPSY VIXEN Alan Lai	13	66.9 1000-800	0:10.97 1000-800	0:25.33	1:10.52 (0:14.36)	0:56.16 [13] (0:10.97)	0:45.19 [13] (0:11.13)	0:34.06 [13] (0:11.14)	0:22.92 [13] (0:11.08)	0:11.84 [11] (0:11.84)	0.79L	+9					
4	3	VOLCANIC EXPRESS Rochelle Milnes	9	68.2 1000-800	0:10.74 1000-800	0:24.62	1:10.52 (0:13.88)	0:56.64 [3] (0:10.74)	0:45.90 [3] (0:10.84)	0:35.06 [3] (0:11.14)	0:23.92 [3] (0:11.65)	0:12.27 [3] (0:12.27)	0.84L	+6					
5	12	COSTLESS Dom Tourneur	1	67.9 1200-1000	0:10.72 1000-800	0:24.36	1:10.72 (0:13.64)	0:57.08 [1] (0:10.72)	0:46.36 [1] (0:10.91)	0:35.45 [1] (0:11.16)	0:24.29 [1] (0:11.68)	0:12.61 [2] (0:12.61)	2.04L	+0					
6	14	HIDDEN WITNESS Jacob Opperman	2	72.6 1200-1000	0:10.59 1000-800	0:24.67	1:10.81 (0:14.08)	0:56.73 [8] (0:10.59)	0:46.14 [4] (0:10.92)	0:35.22 [4] (0:11.24)	0:23.98 [4] (0:11.51)	0:12.47 [4] (0:12.47)	2.6L	+2					
7	1	MERCHANT BOSS Alana Livesey	5	69.7 1200-1000	0:10.80 1000-800	0:25.04	1:10.99 (0:14.24)	0:56.75 [10] (0:10.80)	0:45.95 [10] (0:10.85)	0:35.10 [8] (0:11.01)	0:24.09 [5] (0:11.52)	0:12.57 [5] (0:12.56)	3.74L	+2					
8	11	MISS REMSKI Teagan Voorham	11	68.3 1200-1000	0:10.76 1000-800	0:25.01	1:11.00 (0:14.25)	0:56.75 [11] (0:10.76)	0:45.99 [9] (0:10.92)	0:35.07 [9] (0:11.10)	0:23.97 [7] (0:11.45)	0:12.52 [7] (0:12.52)	3.81L	+5					
9	5	ROCKSTAR MEGGSY Todd Pannell	4	67.4 1200-1000	0:10.91 1000-800	0:25.18	1:11.00 (0:14.27)	0:56.73 [12] (0:10.91)	0:45.82 [12] (0:11.05)	0:34.77 [12] (0:11.32)	0:23.45 [12] (0:11.31)	0:12.14 [12] (0:12.14)	3.82L	+4					
10	9	CLASSY BANNER Alana Kelly	8	67.0 1200-1000	0:10.86 1000-800	0:24.77	1:11.02 (0:13.91)	0:57.11 [4] (0:10.86)	0:46.25 [7] (0:11.09)	0:35.16 [7] (0:11.26)	0:23.90 [9] (0:11.52)	0:12.38 [10] (0:12.38)	3.93L	+6					

Scratched: Old Time Rock (#2), Cork Harbour (#15)

Report Created: Sat 28 December 2024 18:16:42 GMT+11 (Note: Timing is based on positional data)

- [] Position in running at each section and finish
- #: Saddle cloth number
- :--:-- No data available at this section
- DNF Did not finish
- NA No data available
- DNT Did not track
- █ Background shading for fastest section



RACINGSA

Morphettville SA
Race 9: Thomas Farms Handicap - 1200m
28 December 2024 - 5:30PM



Morphettville

Track Rating: Good 4, Weather: Overcast, Rail Position: +11m Entire; Sectional 615m

Section Field Times							Overall	L1000	L800	L600	L400	L200		
							1:10.39 (0:13.64)	0:56.75 (0:10.72)	0:46.02 (0:10.91)	0:35.11 (0:11.16)	0:23.95 (0:11.64)	0:12.32 (0:12.32)		
Position	#	Horse/Jockey	Barrier	Top Speed [km/h]	Fastest Section	First 400m						Margin	Distance Travelled From Winner [m]	
11	7	REFRESHING Jason Holder	7	67.9 1000-800	0:10.82 1000-800	0:25.00	1:11.42 (0:14.18)	0:57.24 [9] (0:10.82)	0:46.42 [8] (0:10.85)	0:35.57 [6] (0:11.08)	0:24.49 [6] (0:11.53)	0:12.96 [6] (0:12.96)	6.45L	+2
12	10	HOOKE ON WEALTH Jake Toeroek	12	68.3 1200-1000	0:10.75 1000-800	0:24.71	1:11.49 (0:13.96)	0:57.53 [6] (0:10.75)	0:46.78 [5] (0:11.06)	0:35.72 [5] (0:11.32)	0:24.40 [8] (0:11.55)	0:12.85 [9] (0:12.85)	6.85L	+7
13	4	ENTERPRISE LASSIE Felicity Atkinson	3	67.9 1200-1000	0:10.79 1000-800	0:24.74	1:12.17 (0:13.95)	0:58.22 [5] (0:10.79)	0:47.43 [6] (0:11.28)	0:36.15 [10] (0:11.46)	0:24.69 [11] (0:11.81)	0:12.88 [13] (0:12.88)	11.12L	+2

Scratched: Old Time Rock (#2), Cork Harbour (#15)

- [] Position in running at each section and finish
- #: Saddle cloth number
- :--- No data available at this section
- DNF Did not finish
- NA No data available
- DNT Did not track
- █ Background shading for fastest section

Horse/Jockey Name	KINETIC JEWEL/Taylor Johnstone
Finish Rank	1
Fastest Section Time (Section)	0:10.77 (L1000)
Top Speed [km/h] (Section)	67.5 (Overall)
Race State	Finished



Morphettville SA - Professional

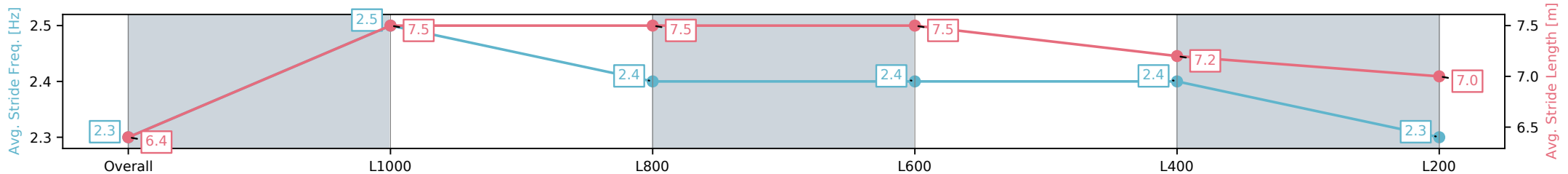
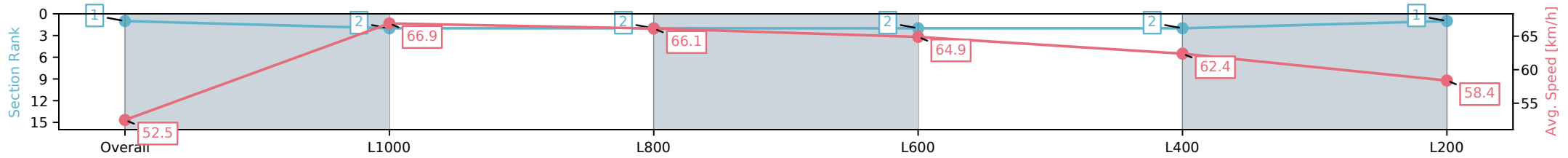
Race 9: Thomas Farms Handicap - 1200m

28 December 2024 - 5:30PM

Track Rating: Good 4, Weather: Overcast, Rail Position: +11m
Entire; Sectional 615m



Section	Overall	L1000	L800	L600	L400	L200
Section Times	1:10.39 [1] (0:13.71)	0:56.68 [2] (0:10.77)	0:45.91 [2] (0:10.91)	0:35.00 [2] (0:11.12)	0:23.88 [2] (0:11.56)	0:12.32 [1] (0:12.32)
Average Speed [km/h]	52.5	66.9	66.1	64.9	62.4	58.4
Top Speed [km/h]	67.5	67.2	67.0	66.0	63.7	60.8
Avg. Dist. to Rail [m]	6.4	3.2	1.1	0.4	1.1	2.4
Avg. Stride Freq. [Hz]	2.3	2.5	2.4	2.4	2.4	2.3
Avg. Stride Length [m]	6.4	7.5	7.5	7.5	7.2	7.0



- [] Ranking at each section and finish
- :-:- No data available at this section
- NA No data available

Horse/Jockey Name	NURYS/Alice Lindsay
Finish Rank	2
Fastest Section Time (Section)	0:11.06 (L1000)
Top Speed [km/h] (Section)	67.5 (L800)
Race State	Finished



Morphettville SA - Professional

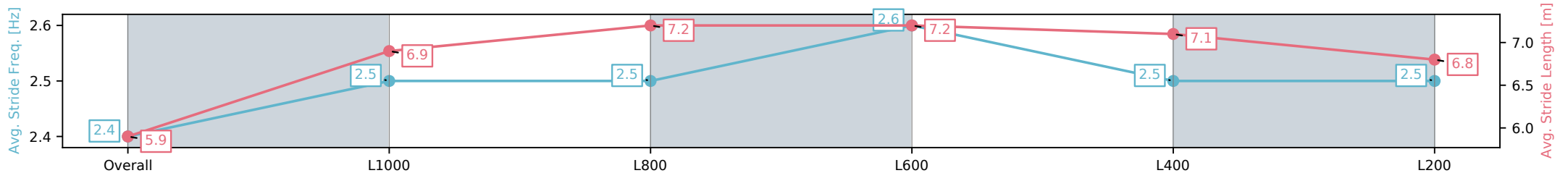
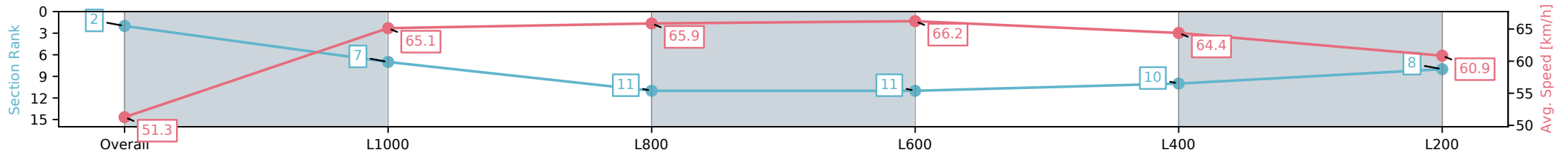
Race 9: Thomas Farms Handicap - 1200m

28 December 2024 - 5:30PM

Track Rating: Good 4, Weather: Overcast, Rail Position: +11m
Entire; Sectional 615m



Section	Overall	L1000	L800	L600	L400	L200
Section Times	1:10.40 [2] (0:14.06)	0:56.34 [7] (0:11.06)	0:45.28 [11] (0:11.08)	0:34.20 [11] (0:11.11)	0:23.09 [10] (0:11.27)	0:11.82 [8] (0:11.82)
Average Speed [km/h]	51.3	65.1	65.9	66.2	64.4	60.9
Top Speed [km/h]	66.2	66.0	66.6	67.5	65.0	63.5
Avg. Dist. to Rail [m]	8.8	4.3	3.6	4.4	6.8	7.0
Avg. Stride Freq. [Hz]	2.4	2.5	2.5	2.6	2.5	2.5
Avg. Stride Length [m]	5.9	6.9	7.2	7.2	7.1	6.8



[] Ranking at each section and finish
 -:-:- No data available at this section
 NA No data available

Horse/Jockey Name	TIPSY VIXEN/Alan Lai
Finish Rank	3
Fastest Section Time (Section)	0:10.97 (L1000)
Top Speed [km/h] (Section)	66.9 (L1000)
Race State	Finished



Morphettville SA - Professional

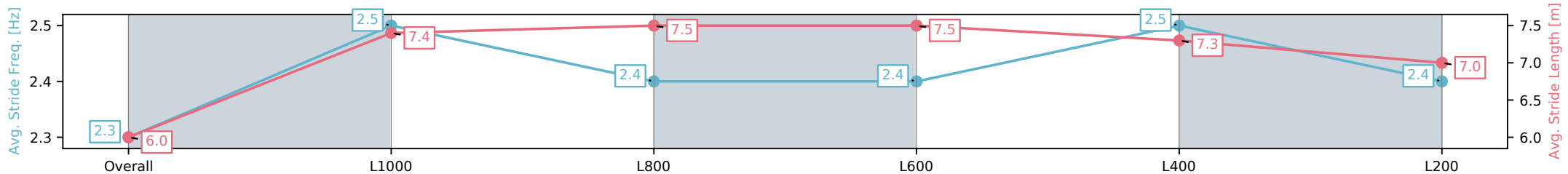
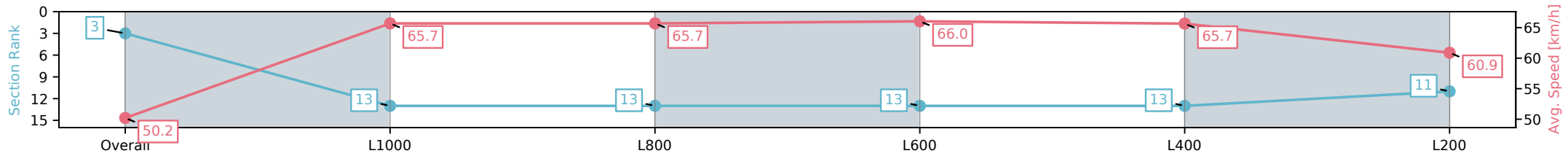
Race 9: Thomas Farms Handicap - 1200m

28 December 2024 - 5:30PM

Track Rating: Good 4, Weather: Overcast, Rail Position: +11m
Entire; Sectional 615m



Section	Overall	L1000	L800	L600	L400	L200
Section Times	1:10.52 [3] (0:14.36)	0:56.16 [13] (0:10.97)	0:45.19 [13] (0:11.13)	0:34.06 [13] (0:11.14)	0:22.92 [13] (0:11.08)	0:11.84 [11] (0:11.84)
Average Speed [km/h]	50.2	65.7	65.7	66.0	65.7	60.9
Top Speed [km/h]	65.3	66.9	66.9	66.7	66.6	64.2
Avg. Dist. to Rail [m]	12.4	4.4	4.2	4.3	9.8	12.0
Avg. Stride Freq. [Hz]	2.3	2.5	2.4	2.4	2.5	2.4
Avg. Stride Length [m]	6.0	7.4	7.5	7.5	7.3	7.0



[] Ranking at each section and finish
 -:-:- No data available at this section
 NA No data available

Horse/Jockey Name	VOLCANIC EXPRESS/Rochelle Milnes
Finish Rank	4
Fastest Section Time (Section)	0:10.74 (L1000)
Top Speed [km/h] (Section)	68.2 (L1000)
Race State	Finished



Morphettville SA - Professional

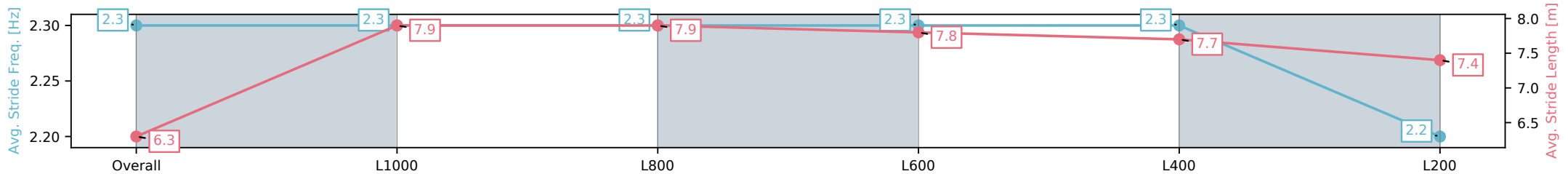
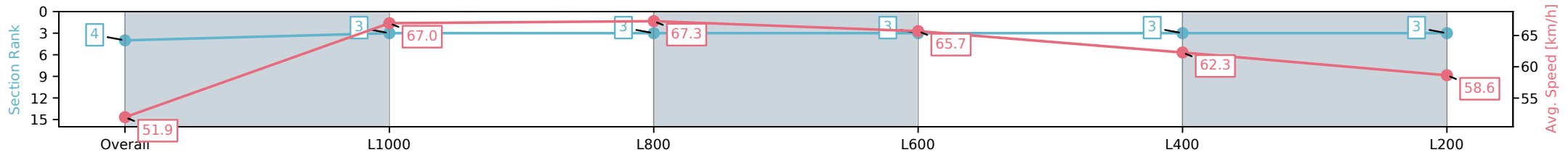
Race 9: Thomas Farms Handicap - 1200m

28 December 2024 - 5:30PM

Track Rating: Good 4, Weather: Overcast, Rail Position: +11m
Entire; Sectional 615m



Section	Overall	L1000	L800	L600	L400	L200
Section Times	1:10.52 [4] (0:13.88)	0:56.64 [3] (0:10.74)	0:45.90 [3] (0:10.84)	0:35.06 [3] (0:11.14)	0:23.92 [3] (0:11.65)	0:12.27 [3] (0:12.27)
Average Speed [km/h]	51.9	67.0	67.3	65.7	62.3	58.6
Top Speed [km/h]	66.9	67.9	68.2	67.0	64.5	60.6
Avg. Dist. to Rail [m]	9.1	5.3	3.5	3.3	6.9	10.6
Avg. Stride Freq. [Hz]	2.3	2.3	2.3	2.3	2.3	2.2
Avg. Stride Length [m]	6.3	7.9	7.9	7.8	7.7	7.4



- [] Ranking at each section and finish
- :-:- No data available at this section
- NA No data available

Horse/Jockey Name	COSTLESS/Dom Tourneur
Finish Rank	5
Fastest Section Time (Section)	0:10.72 (L1000)
Top Speed [km/h] (Section)	67.9 (Overall)
Race State	Finished



Morphettville SA - Professional

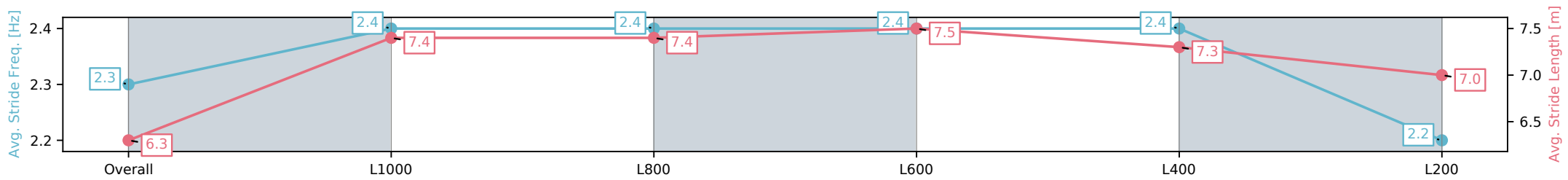
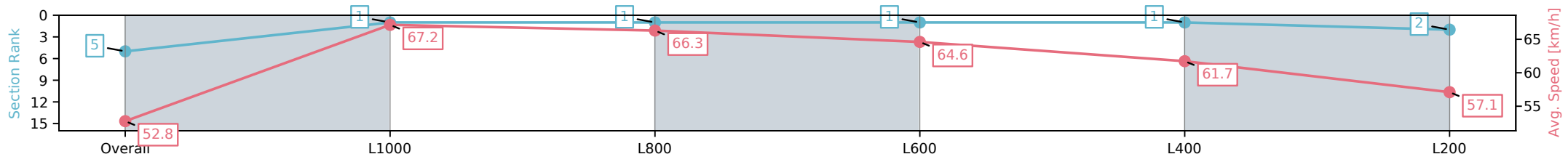
Race 9: Thomas Farms Handicap - 1200m

28 December 2024 - 5:30PM

Track Rating: Good 4, Weather: Overcast, Rail Position: +11m
Entire; Sectional 615m



Section	Overall	L1000	L800	L600	L400	L200
Section Times	1:10.72 [5] (0:13.64)	0:57.08 [1] (0:10.72)	0:46.36 [1] (0:10.91)	0:35.45 [1] (0:11.16)	0:24.29 [1] (0:11.68)	0:12.61 [2] (0:12.61)
Average Speed [km/h]	52.8	67.2	66.3	64.6	61.7	57.1
Top Speed [km/h]	67.9	67.8	66.6	65.7	62.6	60.2
Avg. Dist. to Rail [m]	2.7	1.9	1.1	0.4	1.7	2.5
Avg. Stride Freq. [Hz]	2.3	2.4	2.4	2.4	2.4	2.2
Avg. Stride Length [m]	6.3	7.4	7.4	7.5	7.3	7.0



[] Ranking at each section and finish
 -:-:- No data available at this section
 NA No data available

Horse/Jockey Name	HIDDEN WITNESS/Jacob Opperman
Finish Rank	6
Fastest Section Time (Section)	0:10.59 (L1000)
Top Speed [km/h] (Section)	72.6 (Overall)
Race State	Finished



Morphettville SA - Professional

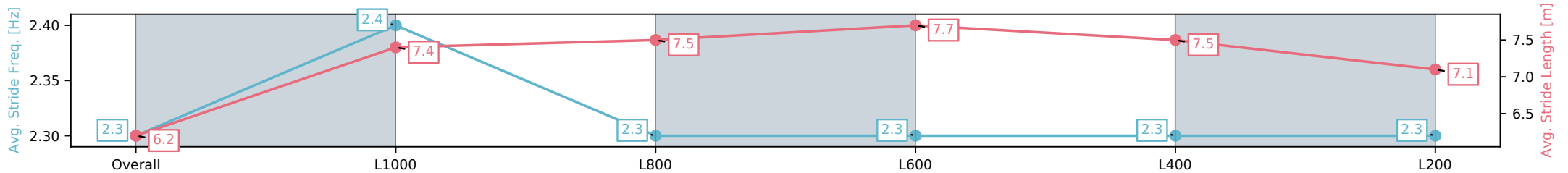
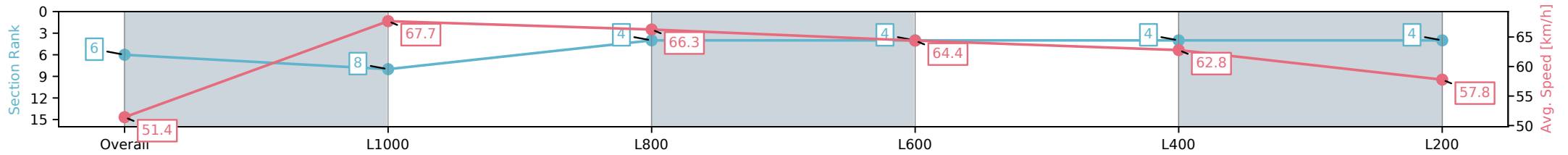
Race 9: Thomas Farms Handicap - 1200m

28 December 2024 - 5:30PM

Track Rating: Good 4, Weather: Overcast, Rail Position: +11m
Entire; Sectional 615m



Section	Overall	L1000	L800	L600	L400	L200
Section Times	1:10.81 [6] (0:14.08)	0:56.73 [8] (0:10.59)	0:46.14 [4] (0:10.92)	0:35.22 [4] (0:11.24)	0:23.98 [4] (0:11.51)	0:12.47 [4] (0:12.47)
Average Speed [km/h]	51.4	67.7	66.3	64.4	62.8	57.8
Top Speed [km/h]	72.3	72.6	66.9	66.5	63.7	61.8
Avg. Dist. to Rail [m]	2.4	1.5	1.2	1.4	3.7	5.2
Avg. Stride Freq. [Hz]	2.3	2.4	2.3	2.3	2.3	2.3
Avg. Stride Length [m]	6.2	7.4	7.5	7.7	7.5	7.1



- [] Ranking at each section and finish
- :-:- No data available at this section
- NA No data available

Horse/Jockey Name	MERCHANT BOSS/Alana Livesey
Finish Rank	7
Fastest Section Time (Section)	0:10.80 (L1000)
Top Speed [km/h] (Section)	69.7 (Overall)
Race State	Finished



Morphettville SA - Professional

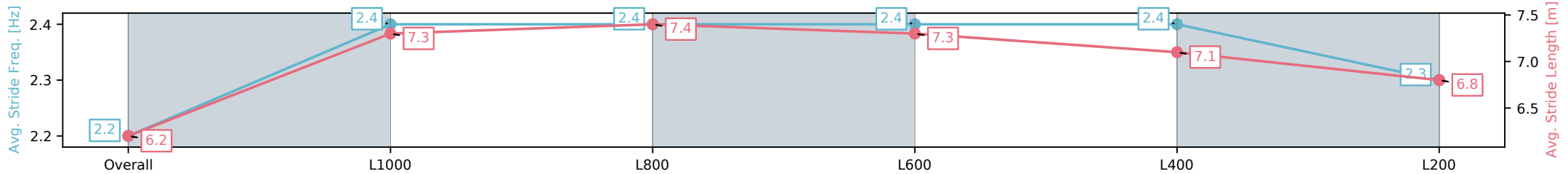
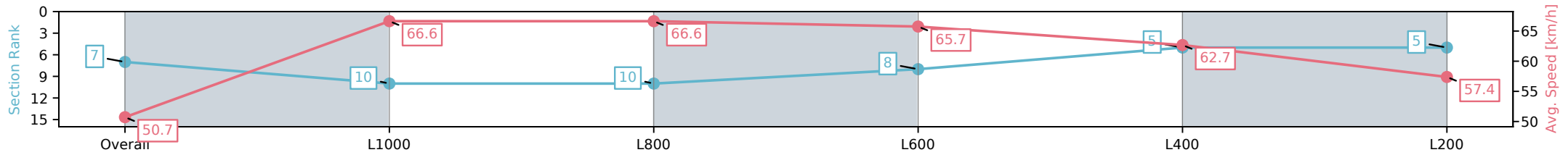
Race 9: Thomas Farms Handicap - 1200m

28 December 2024 - 5:30PM

Track Rating: Good 4, Weather: Overcast, Rail Position: +11m
Entire; Sectional 615m



Section	Overall	L1000	L800	L600	L400	L200
Section Times	1:10.99 [7] (0:14.24)	0:56.75 [10] (0:10.80)	0:45.95 [10] (0:10.85)	0:35.10 [8] (0:11.01)	0:24.09 [5] (0:11.52)	0:12.57 [5] (0:12.56)
Average Speed [km/h]	50.7	66.6	66.6	65.7	62.7	57.4
Top Speed [km/h]	69.7	67.2	67.2	66.9	64.5	60.7
Avg. Dist. to Rail [m]	5.6	1.5	1.0	1.2	4.2	5.7
Avg. Stride Freq. [Hz]	2.2	2.4	2.4	2.4	2.4	2.3
Avg. Stride Length [m]	6.2	7.3	7.4	7.3	7.1	6.8



- [] Ranking at each section and finish
- :-:- No data available at this section
- NA No data available

Horse/Jockey Name	MISS REMSKI/Teagan Voorham
Finish Rank	8
Fastest Section Time (Section)	0:10.76 (L1000)
Top Speed [km/h] (Section)	68.3 (Overall)
Race State	Finished



Morphettville SA - Professional

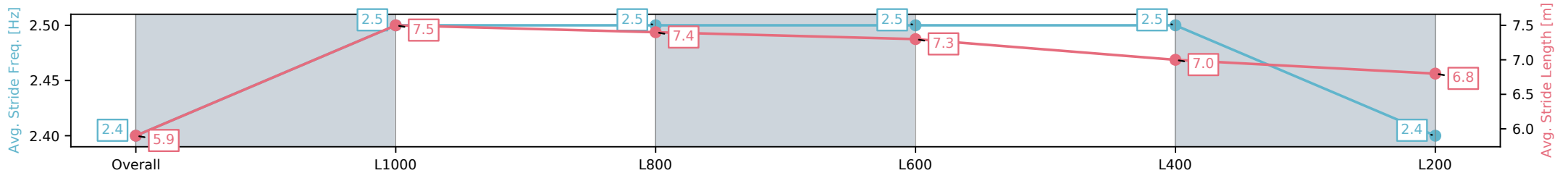
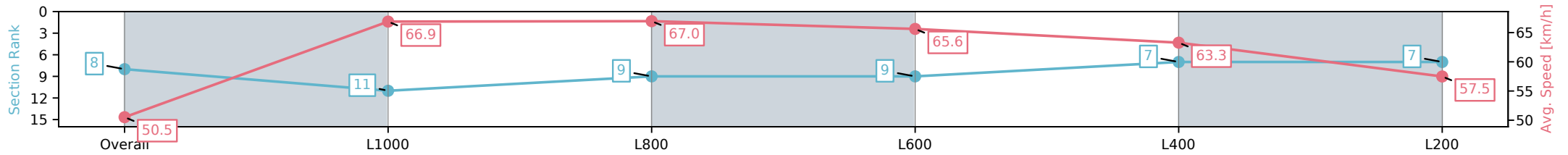
Race 9: Thomas Farms Handicap - 1200m

28 December 2024 - 5:30PM

Track Rating: Good 4, Weather: Overcast, Rail Position: +11m
Entire; Sectional 615m



Section	Overall	L1000	L800	L600	L400	L200
Section Times	1:11.00 [8] (0:14.25)	0:56.75 [11] (0:10.76)	0:45.99 [9] (0:10.92)	0:35.07 [9] (0:11.10)	0:23.97 [7] (0:11.45)	0:12.52 [7] (0:12.52)
Average Speed [km/h]	50.5	66.9	67.0	65.6	63.3	57.5
Top Speed [km/h]	68.1	68.3	67.7	66.6	64.4	61.5
Avg. Dist. to Rail [m]	9.0	4.8	3.8	2.6	6.1	8.3
Avg. Stride Freq. [Hz]	2.4	2.5	2.5	2.5	2.5	2.4
Avg. Stride Length [m]	5.9	7.5	7.4	7.3	7.0	6.8



- [] Ranking at each section and finish
- :-:- No data available at this section
- NA No data available

Horse/Jockey Name	ROCKSTAR MEGGSY/Todd Pannell
Finish Rank	9
Fastest Section Time (Section)	0:10.91 (L1000)
Top Speed [km/h] (Section)	67.4 (Overall)
Race State	Finished



Morphettville SA - Professional

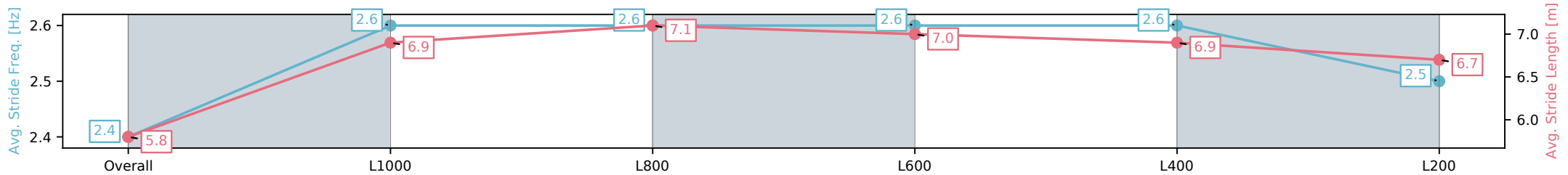
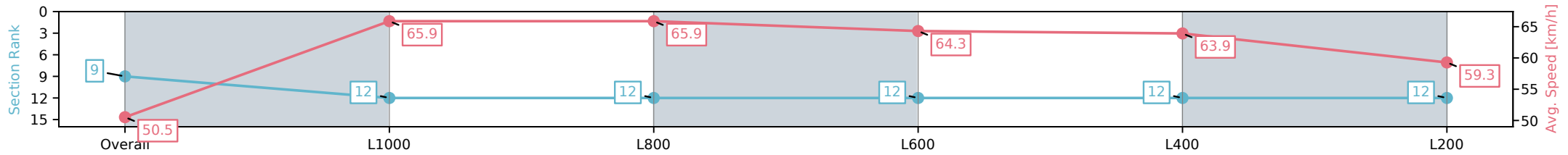
Race 9: Thomas Farms Handicap - 1200m

28 December 2024 - 5:30PM

Track Rating: Good 4, Weather: Overcast, Rail Position: +11m
Entire; Sectional 615m



Section	Overall	L1000	L800	L600	L400	L200
Section Times	1:11.00 [9] (0:14.27)	0:56.73 [12] (0:10.91)	0:45.82 [12] (0:11.05)	0:34.77 [12] (0:11.32)	0:23.45 [12] (0:11.31)	0:12.14 [12] (0:12.14)
Average Speed [km/h]	50.5	65.9	65.9	64.3	63.9	59.3
Top Speed [km/h]	66.0	67.4	66.8	65.9	65.3	61.6
Avg. Dist. to Rail [m]	4.2	2.1	2.4	2.5	3.2	1.6
Avg. Stride Freq. [Hz]	2.4	2.6	2.6	2.6	2.6	2.5
Avg. Stride Length [m]	5.8	6.9	7.1	7.0	6.9	6.7



- [] Ranking at each section and finish
- :-:- No data available at this section
- NA No data available

Horse/Jockey Name	CLASSY BANNER/Alana Kelly
Finish Rank	10
Fastest Section Time (Section)	0:10.86 (L1000)
Top Speed [km/h] (Section)	67.0 (Overall)
Race State	Finished



Morphettville SA - Professional

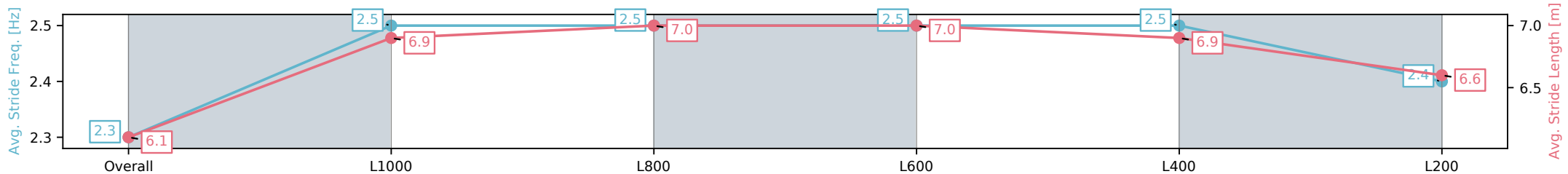
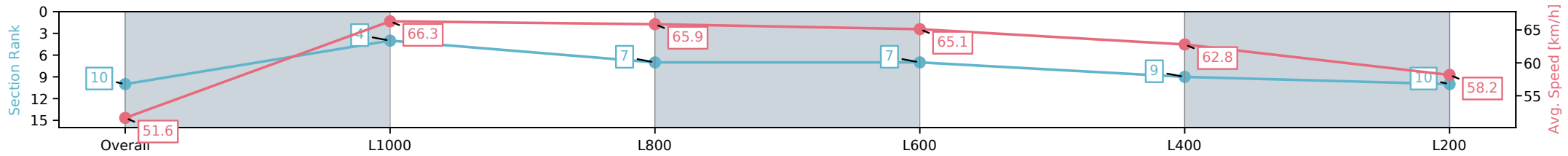
Race 9: Thomas Farms Handicap - 1200m

28 December 2024 - 5:30PM

Track Rating: Good 4, Weather: Overcast, Rail Position: +11m
Entire; Sectional 615m



Section	Overall	L1000	L800	L600	L400	L200
Section Times	1:11.02 [10] (0:13.91)	0:57.11 [4] (0:10.86)	0:46.25 [7] (0:11.09)	0:35.16 [7] (0:11.26)	0:23.90 [9] (0:11.52)	0:12.38 [10] (0:12.38)
Average Speed [km/h]	51.6	66.3	65.9	65.1	62.8	58.2
Top Speed [km/h]	66.0	67.0	66.4	66.4	63.9	61.3
Avg. Dist. to Rail [m]	7.5	4.4	3.8	3.3	5.4	4.0
Avg. Stride Freq. [Hz]	2.3	2.5	2.5	2.5	2.5	2.4
Avg. Stride Length [m]	6.1	6.9	7.0	7.0	6.9	6.6



- [] Ranking at each section and finish
- :-:- No data available at this section
- NA No data available

Horse/Jockey Name	REFRESHING/Jason Holder
Finish Rank	11
Fastest Section Time (Section)	0:10.82 (L1000)
Top Speed [km/h] (Section)	67.9 (L1000)
Race State	Finished



Morphettville SA - Professional

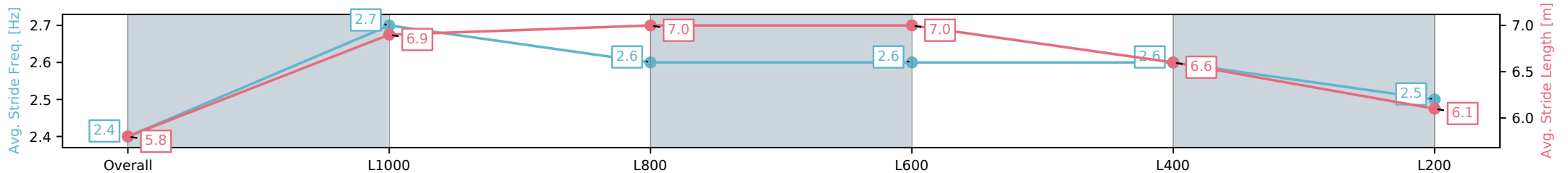
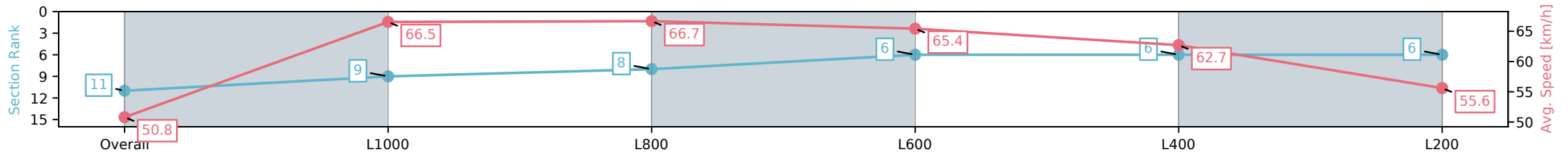
Race 9: Thomas Farms Handicap - 1200m

28 December 2024 - 5:30PM

Track Rating: Good 4, Weather: Overcast, Rail Position: +11m
Entire; Sectional 615m



Section	Overall	L1000	L800	L600	L400	L200
Section Times	1:11.42 [11] (0:14.18)	0:57.24 [9] (0:10.82)	0:46.42 [8] (0:10.85)	0:35.57 [6] (0:11.08)	0:24.49 [6] (0:11.53)	0:12.96 [6] (0:12.96)
Average Speed [km/h]	50.8	66.5	66.7	65.4	62.7	55.6
Top Speed [km/h]	67.3	67.6	67.9	67.8	64.5	60.1
Avg. Dist. to Rail [m]	5.4	2.4	1.5	1.3	5.9	7.2
Avg. Stride Freq. [Hz]	2.4	2.7	2.6	2.6	2.6	2.5
Avg. Stride Length [m]	5.8	6.9	7.0	7.0	6.6	6.1



- [] Ranking at each section and finish
- :-:- No data available at this section
- NA No data available

Horse/Jockey Name	HOOKED ON WEALTH/Jake Toeroek
Finish Rank	12
Fastest Section Time (Section)	0:10.75 (L1000)
Top Speed [km/h] (Section)	68.3 (Overall)
Race State	Finished



Morphettville SA - Professional

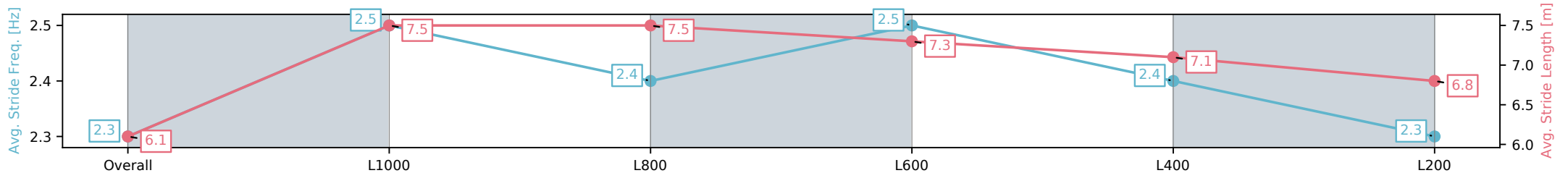
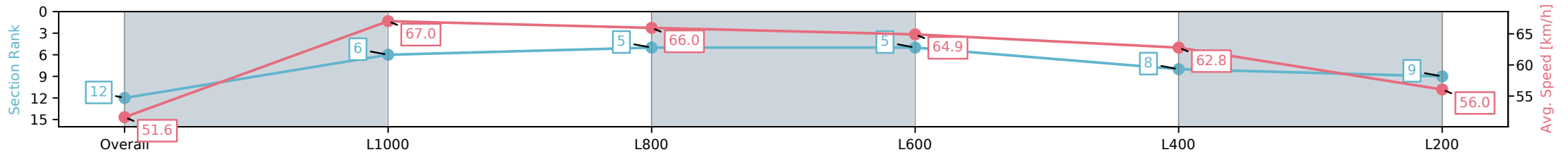
Race 9: Thomas Farms Handicap - 1200m

28 December 2024 - 5:30PM

Track Rating: Good 4, Weather: Overcast, Rail Position: +11m
Entire; Sectional 615m



Section	Overall	L1000	L800	L600	L400	L200
Section Times	1:11.49 [12] (0:13.96)	0:57.53 [6] (0:10.75)	0:46.78 [5] (0:11.06)	0:35.72 [5] (0:11.32)	0:24.40 [8] (0:11.55)	0:12.85 [9] (0:12.85)
Average Speed [km/h]	51.6	67.0	66.0	64.9	62.8	56.0
Top Speed [km/h]	66.9	68.3	66.7	66.5	63.6	61.2
Avg. Dist. to Rail [m]	9.8	4.4	3.6	4.1	7.3	10.2
Avg. Stride Freq. [Hz]	2.3	2.5	2.4	2.5	2.4	2.3
Avg. Stride Length [m]	6.1	7.5	7.5	7.3	7.1	6.8



- [] Ranking at each section and finish
- :-:- No data available at this section
- NA No data available

Horse/Jockey Name	ENTERPRISE LASSIE/Felicity Atkinson
Finish Rank	13
Fastest Section Time (Section)	0:10.79 (L1000)
Top Speed [km/h] (Section)	67.9 (Overall)
Race State	Finished



Morphettville SA - Professional

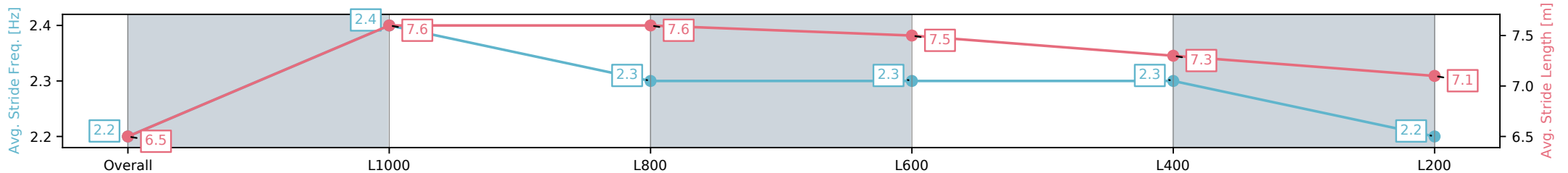
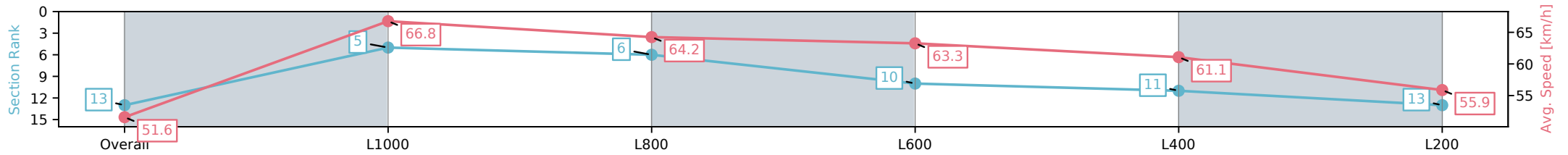
Race 9: Thomas Farms Handicap - 1200m

28 December 2024 - 5:30PM

Track Rating: Good 4, Weather: Overcast, Rail Position: +11m
Entire; Sectional 615m



Section	Overall	L1000	L800	L600	L400	L200
Section Times	1:12.17 [13] (0:13.95)	0:58.22 [5] (0:10.79)	0:47.43 [6] (0:11.28)	0:36.15 [10] (0:11.46)	0:24.69 [11] (0:11.81)	0:12.88 [13] (0:12.88)
Average Speed [km/h]	51.6	66.8	64.2	63.3	61.1	55.9
Top Speed [km/h]	66.2	67.9	66.4	64.2	62.1	59.1
Avg. Dist. to Rail [m]	3.9	2.9	1.9	1.4	1.0	1.3
Avg. Stride Freq. [Hz]	2.2	2.4	2.3	2.3	2.3	2.2
Avg. Stride Length [m]	6.5	7.6	7.6	7.5	7.3	7.1



[] Ranking at each section and finish
 -:-:- No data available at this section
 NA No data available