



RACINGSA

Morphettville SA

Race 4: Sportsbet Set A Deposit Limit Handicap - 1800m

28 December 2024 - 2:12PM

Track Rating: Good 4, Weather: Overcast, Rail Position: +11m Entire; Sectional 615m



Morphettville

Section Field Times							Overall	L1600	L1400	L1200	L1000	L800		
							1:50.10 (0:13.93)	1:36.17 (0:11.40)	1:24.78 (0:12.91)	1:11.86 (0:12.72)	0:59.14 (0:11.97)	0:47.17 (0:11.45)		
Position	#	Horse/Jockey	Barrier	Top Speed [km/h]	Fastest Section	First 400m							Distance Travelled From Winner [m]	
1	9	NASHO Taylor Johnstone	4	67.8 1800-1600	0:11.26 600-400	0:25.32	1:50.10 (0:13.92)	1:36.18 [1] (0:11.40)	1:24.78 [1] (0:12.91)	1:11.87 [1] (0:12.72)	0:59.15 [1] (0:11.98)	0:47.17 [1] (0:11.45)		
2	10	TULLAGHAN Dom Tourneur	2	65.9 1000-800	0:11.28 800-600	0:26.75	1:50.75 (0:14.86)	1:35.89 [5] (0:11.89)	1:24.00 [5] (0:12.28)	1:11.71 [5] (0:12.59)	0:59.12 [5] (0:12.21)	0:46.91 [5] (0:11.28)	+0	
3	4	THRILL KILL Neil Farley	3	65.4 1000-800	0:11.22 800-600	0:27.32	1:50.85 (0:15.40)	1:35.45 [8] (0:11.92)	1:23.53 [8] (0:12.19)	1:11.34 [8] (0:12.63)	0:58.71 [8] (0:12.06)	0:46.65 [8] (0:11.22)	+2	
4	7	POOL PONY Margaret Collett	5	65.4 800-600	0:11.40 600-400	0:26.50	1:50.89 (0:14.69)	1:36.20 [4] (0:11.81)	1:24.39 [4] (0:12.51)	1:11.88 [4] (0:12.54)	0:59.34 [4] (0:12.16)	0:47.18 [4] (0:11.43)	+4	
5	2	PITTSBURGH PIRATE Jacob Opperman	7	64.6 1000-800	0:11.37 800-600	0:26.06	1:51.06 (0:14.39)	1:36.67 [3] (0:11.67)	1:25.00 [3] (0:12.65)	1:12.35 [3] (0:12.50)	0:59.85 [3] (0:12.14)	0:47.71 [3] (0:11.37)	+1	
5	1	YURI ROYALE Alana Livesey	8	65.7 1000-800	0:11.35 800-600	0:26.87	1:51.06 (0:14.95)	1:36.11 [6] (0:11.92)	1:24.19 [6] (0:12.26)	1:11.93 [6] (0:12.68)	0:59.25 [6] (0:12.08)	0:47.17 [6] (0:11.35)	+5	
7	6	CASTLEREAGH KID Alan Lai	1	64.7 1800-1600	0:11.44 800-600	0:25.49	1:51.06 (0:14.01)	1:37.05 [2] (0:11.48)	1:25.57 [2] (0:12.87)	1:12.70 [2] (0:12.68)	1:00.02 [2] (0:12.14)	0:47.88 [2] (0:11.44)	+0	
8	3	HASSELTOFF Todd Pannell	6	65.8 800-600	0:11.30 800-600	0:27.10	1:51.29 (0:15.16)	1:36.13 [7] (0:11.94)	1:24.19 [7] (0:12.23)	1:11.96 [7] (0:12.70)	0:59.26 [7] (0:12.10)	0:47.16 [7] (0:11.30)	+6	

Scratched: Madame Odette (#5), Nishino Crescent (#8)

- [] Position in running at each section and finish
- #: Saddle cloth number
- :--:-- No data available at this section
- DNF Did not finish
- NA No data available
- DNT Did not track
- █ Background shading for fastest section



RACINGSA

Morphettville SA

Race 4: Sportsbet Set A Deposit Limit Handicap - 1800m

28 December 2024 - 2:12PM

Track Rating: Good 4, Weather: Overcast, Rail Position: +11m Entire; Sectional 615m



Morphettville

Section

Field Times

L600

0:35.71

(0:11.26)

L400

0:24.46

(0:11.68)

L200

0:12.78

(0:12.78)

Position	#	Horse/Jockey	Barrier	Top Speed [km/h]	Fastest Section	First 400m	L600	L400	L200	Margin	Distance Travelled From Winner [m]
1	9	NASHO Taylor Johnstone	4	67.8 1800-1600	0:11.26 600-400	0:25.32	0:35.72 [1] (0:11.26)	0:24.46 [1] (0:11.68)	0:12.78 [1] (0:12.78)	1:50.10	
2	10	TULLAGHAN Dom Tourneur	2	65.9 1000-800	0:11.28 800-600	0:26.75	0:35.62 [4] (0:11.30)	0:24.32 [4] (0:11.85)	0:12.47 [3] (0:12.47)	3.84L	+0
3	4	THRILL KILL Neil Farley	3	65.4 1000-800	0:11.22 800-600	0:27.32	0:35.43 [7] (0:11.35)	0:24.08 [7] (0:11.67)	0:12.41 [6] (0:12.41)	4.44L	+2
4	7	POOL PONY Margaret Collett	5	65.4 800-600	0:11.40 600-400	0:26.50	0:35.75 [5] (0:11.40)	0:24.35 [5] (0:11.80)	0:12.55 [5] (0:12.55)	4.65L	+4
5	2	PITTSBURGH PIRATE Jacob Opperman	7	64.6 1000-800	0:11.37 800-600	0:26.06	0:36.34 [3] (0:11.54)	0:24.80 [3] (0:11.97)	0:12.83 [2] (0:12.83)	5.67L	+1
5	1	YURI ROYALE Alana Livesey	8	65.7 1000-800	0:11.35 800-600	0:26.87	0:35.82 [6] (0:11.51)	0:24.31 [6] (0:11.87)	0:12.44 [8] (0:12.44)	5.67L	+5
7	6	CASTLEREAGH KID Alan Lai	1	64.7 1800-1600	0:11.44 800-600	0:25.49	0:36.44 [2] (0:11.63)	0:24.81 [2] (0:12.03)	0:12.78 [4] (0:12.78)	5.68L	+0
8	3	HASSELTOFF Todd Pannell	6	65.8 800-600	0:11.30 800-600	0:27.10	0:35.86 [8] (0:11.42)	0:24.44 [8] (0:11.69)	0:12.75 [7] (0:12.75)	6.99L	+6

Scratched: Madame Odette (#5), Nishino Crescent (#8)

- [] Position in running at each section and finish
- #: Saddle cloth number
- :--:-- No data available at this section
- DNF Did not finish
- NA No data available
- DNT Did not track
- █ Background shading for fastest section

Horse/Jockey Name	NASHO/Taylor Johnstone
Finish Rank	1
Fastest Section Time (Section)	0:11.26 (L600)
Top Speed [km/h] (Section)	67.8 (Overall)
Race State	Finished



Morphettville SA - Professional

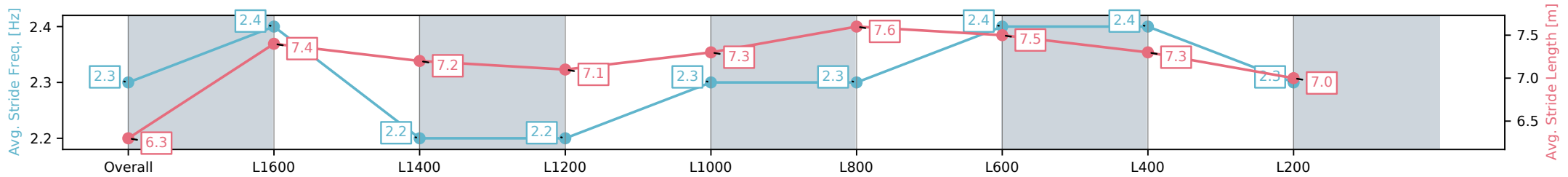
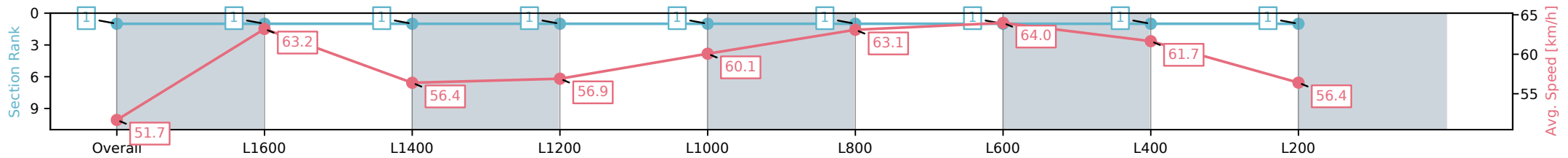
Race 4: Sportsbet Set A Deposit Limit Handicap - 1800m

28 December 2024 - 2:12PM

Track Rating: Good 4, Weather: Overcast, Rail Position: +11m
Entire; Sectional 615m



Section	Overall	L1600	L1400	L1200	L1000	L800	L600	L400	L200
Section Times	1:50.10 [1] (0:13.92)	1:36.18 [1] (0:11.40)	1:24.78 [1] (0:12.91)	1:11.87 [1] (0:12.72)	0:59.15 [1] (0:11.98)	0:47.17 [1] (0:11.45)	0:35.72 [1] (0:11.26)	0:24.46 [1] (0:11.68)	0:12.78 [1] (0:12.78)
Average Speed [km/h]	51.7	63.2	56.4	56.9	60.1	63.1	64.0	61.7	56.4
Top Speed [km/h]	67.8	67.8	59.1	58.2	62.5	63.7	64.8	63.1	59.9
Avg. Dist. to Rail [m]	4.4	2.9	2.5	1.7	1.3	0.8	0.2	0.5	0.2
Avg. Stride Freq. [Hz]	2.3	2.4	2.2	2.2	2.3	2.3	2.4	2.4	2.3
Avg. Stride Length [m]	6.3	7.4	7.2	7.1	7.3	7.6	7.5	7.3	7.0



- [] Ranking at each section and finish
- :-:- No data available at this section
- NA No data available

Horse/Jockey Name	TULLAGHAN/Dom Tourneur
Finish Rank	2
Fastest Section Time (Section)	0:11.28 (L800)
Top Speed [km/h] (Section)	65.9 (L1000)
Race State	Finished



Morphettville SA - Professional

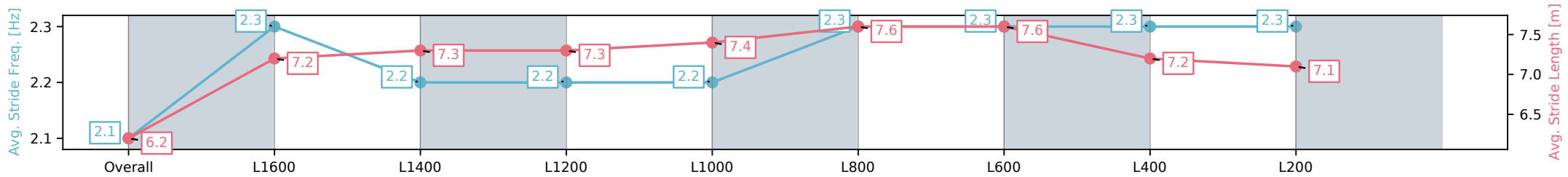
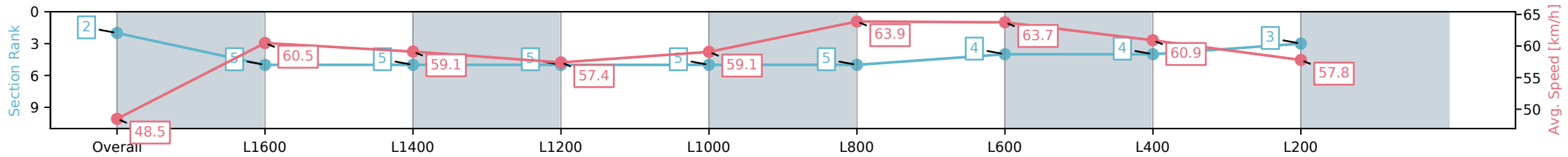
Race 4: Sportsbet Set A Deposit Limit Handicap - 1800m

28 December 2024 - 2:12PM

Track Rating: Good 4, Weather: Overcast, Rail Position: +11m
Entire; Sectional 615m



Section	Overall	L1600	L1400	L1200	L1000	L800	L600	L400	L200
Section Times	1:50.75 [2] (0:14.86)	1:35.89 [5] (0:11.89)	1:24.00 [5] (0:12.28)	1:11.71 [5] (0:12.59)	0:59.12 [5] (0:12.21)	0:46.91 [5] (0:11.28)	0:35.62 [4] (0:11.30)	0:24.32 [4] (0:11.85)	0:12.47 [3] (0:12.47)
Average Speed [km/h]	48.5	60.5	59.1	57.4	59.1	63.9	63.7	60.9	57.8
Top Speed [km/h]	60.6	60.6	60.0	58.1	60.9	65.9	65.6	61.7	60.6
Avg. Dist. to Rail [m]	2.6	1.8	1.6	1.5	1.5	0.6	0.4	2.6	3.2
Avg. Stride Freq. [Hz]	2.1	2.3	2.2	2.2	2.2	2.3	2.3	2.3	2.3
Avg. Stride Length [m]	6.2	7.2	7.3	7.3	7.4	7.6	7.6	7.2	7.1



[] Ranking at each section and finish
 -:-:- No data available at this section
 NA No data available

Horse/Jockey Name	THRILL KILL/Neil Farley
Finish Rank	3
Fastest Section Time (Section)	0:11.22 (L800)
Top Speed [km/h] (Section)	65.4 (L1000)
Race State	Finished



Morphettville SA - Professional

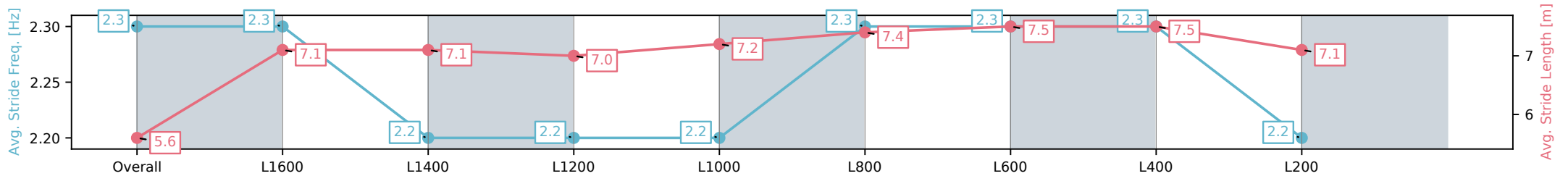
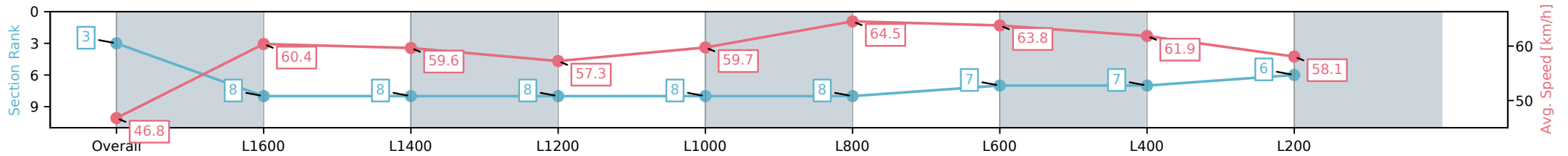
Race 4: Sportsbet Set A Deposit Limit Handicap - 1800m

28 December 2024 - 2:12PM

Track Rating: Good 4, Weather: Overcast, Rail Position: +11m
Entire; Sectional 615m



Section	Overall	L1600	L1400	L1200	L1000	L800	L600	L400	L200
Section Times	1:50.85 [3] (0:15.40)	1:35.45 [8] (0:11.92)	1:23.53 [8] (0:12.19)	1:11.34 [8] (0:12.63)	0:58.71 [8] (0:12.06)	0:46.65 [8] (0:11.22)	0:35.43 [7] (0:11.35)	0:24.08 [7] (0:11.67)	0:12.41 [6] (0:12.41)
Average Speed [km/h]	46.8	60.4	59.6	57.3	59.7	64.5	63.8	61.9	58.1
Top Speed [km/h]	60.1	61.1	60.9	58.8	62.1	65.4	65.0	63.1	58.9
Avg. Dist. to Rail [m]	4.6	2.4	2.0	1.5	1.5	1.3	1.3	2.2	4.2
Avg. Stride Freq. [Hz]	2.3	2.3	2.2	2.2	2.2	2.3	2.3	2.3	2.2
Avg. Stride Length [m]	5.6	7.1	7.1	7.0	7.0	7.2	7.4	7.5	7.1



- [] Ranking at each section and finish
- :-:- No data available at this section
- NA No data available

Horse/Jockey Name	POOL PONY/Margaret Collett
Finish Rank	4
Fastest Section Time (Section)	0:11.40 (L600)
Top Speed [km/h] (Section)	65.4 (L800)
Race State	Finished



Morphettville SA - Professional

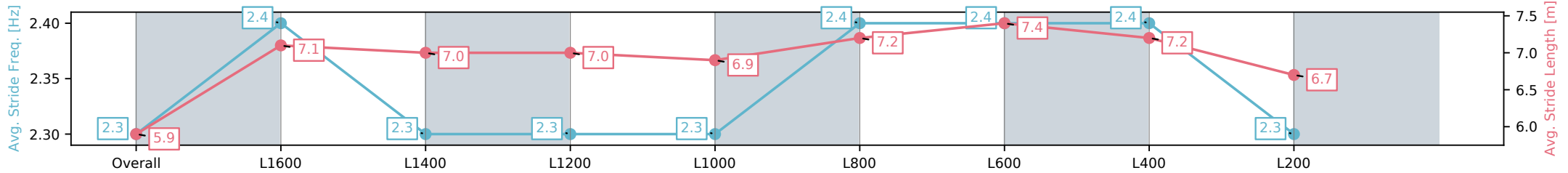
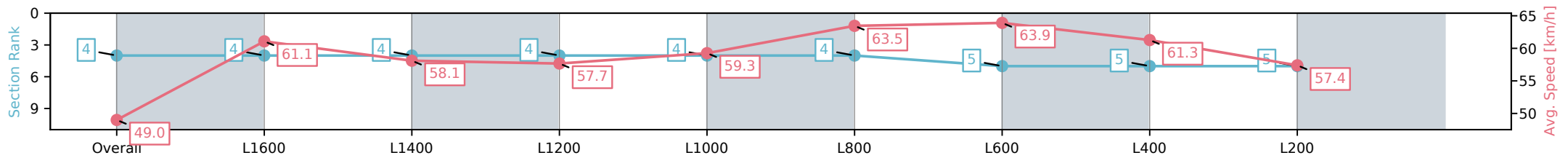
Race 4: Sportsbet Set A Deposit Limit Handicap - 1800m

28 December 2024 - 2:12PM

Track Rating: Good 4, Weather: Overcast, Rail Position: +11m
Entire; Sectional 615m



Section	Overall	L1600	L1400	L1200	L1000	L800	L600	L400	L200
Section Times	1:50.89 [4] (0:14.69)	1:36.20 [4] (0:11.81)	1:24.39 [4] (0:12.51)	1:11.88 [4] (0:12.54)	0:59.34 [4] (0:12.16)	0:47.18 [4] (0:11.43)	0:35.75 [5] (0:11.40)	0:24.35 [5] (0:11.80)	0:12.55 [5] (0:12.55)
Average Speed [km/h]	49.0	61.1	58.1	57.7	59.3	63.5	63.9	61.3	57.4
Top Speed [km/h]	61.1	61.6	60.6	58.5	61.0	65.3	65.4	62.3	59.8
Avg. Dist. to Rail [m]	5.1	3.2	2.3	1.4	2.0	2.3	2.5	3.5	5.1
Avg. Stride Freq. [Hz]	2.3	2.4	2.3	2.3	2.3	2.4	2.4	2.4	2.3
Avg. Stride Length [m]	5.9	7.1	7.0	7.0	6.9	7.2	7.4	7.2	6.7



- [] Ranking at each section and finish
- :-:- No data available at this section
- NA No data available

Horse/Jockey Name	PITTSBURGH PIRATE/Jacob Opperman
Finish Rank	5
Fastest Section Time (Section)	0:11.37 (L800)
Top Speed [km/h] (Section)	64.6 (L1000)
Race State	Finished



Morphettville SA - Professional

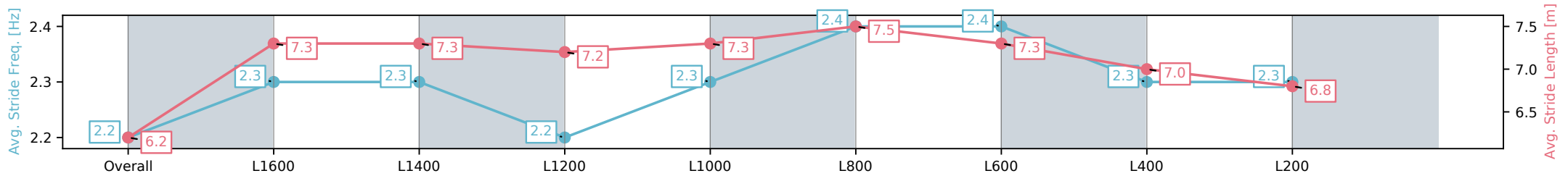
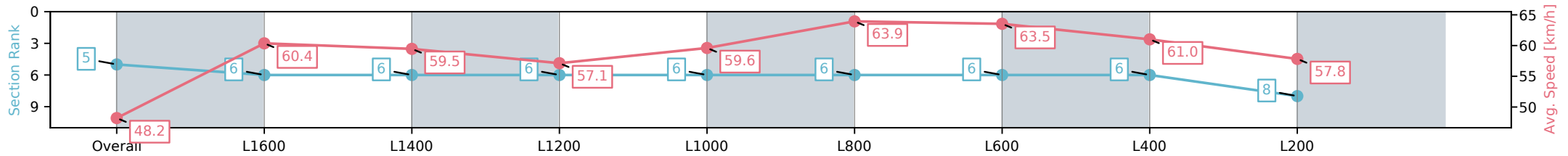
Race 4: Sportsbet Set A Deposit Limit Handicap - 1800m

28 December 2024 - 2:12PM

Track Rating: Good 4, Weather: Overcast, Rail Position: +11m
Entire; Sectional 615m



Section	Overall	L1600	L1400	L1200	L1000	L800	L600	L400	L200
Section Times	1:51.06 [5] (0:14.39)	1:36.67 [3] (0:11.67)	1:25.00 [3] (0:12.65)	1:12.35 [3] (0:12.50)	0:59.85 [3] (0:12.14)	0:47.71 [3] (0:11.37)	0:36.34 [3] (0:11.54)	0:24.80 [3] (0:11.97)	0:12.83 [2] (0:12.83)
Average Speed [km/h]	50.0	61.8	57.4	57.8	59.5	63.5	62.5	60.2	56.2
Top Speed [km/h]	63.2	63.5	59.6	58.9	63.6	64.6	64.1	61.9	58.7
Avg. Dist. to Rail [m]	5.9	3.3	2.5	1.4	1.3	1.1	0.7	1.7	2.3
Avg. Stride Freq. [Hz]	2.3	2.4	2.2	2.2	2.3	2.4	2.4	2.4	2.3
Avg. Stride Length [m]	6.0	7.3	7.1	7.2	7.3	7.4	7.4	7.1	6.8



[] Ranking at each section and finish
 -:-:- No data available at this section
 NA No data available

Horse/Jockey Name	YURI ROYALE/Alana Livesey
Finish Rank	5
Fastest Section Time (Section)	0:11.35 (L800)
Top Speed [km/h] (Section)	65.7 (L1000)
Race State	Finished



Morphettville SA - Professional

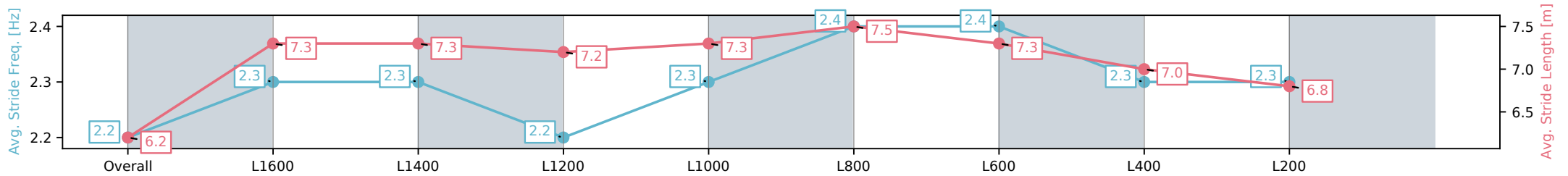
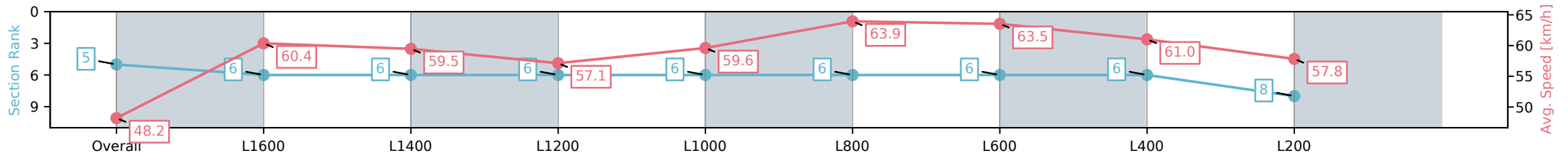
Race 4: Sportsbet Set A Deposit Limit Handicap - 1800m

28 December 2024 - 2:12PM

Track Rating: Good 4, Weather: Overcast, Rail Position: +11m
Entire; Sectional 615m



Section	Overall	L1600	L1400	L1200	L1000	L800	L600	L400	L200
Section Times	1:51.06 [5] (0:14.95)	1:36.11 [6] (0:11.92)	1:24.19 [6] (0:12.26)	1:11.93 [6] (0:12.68)	0:59.25 [6] (0:12.08)	0:47.17 [6] (0:11.35)	0:35.82 [6] (0:11.51)	0:24.31 [6] (0:11.87)	0:12.44 [8] (0:12.44)
Average Speed [km/h]	48.2	60.4	59.5	57.1	59.6	63.9	63.5	61.0	57.8
Top Speed [km/h]	60.2	60.7	60.9	57.9	62.2	65.7	65.2	61.9	59.6
Avg. Dist. to Rail [m]	5.8	3.1	2.7	1.8	2.0	2.3	2.9	4.6	6.3
Avg. Stride Freq. [Hz]	2.2	2.3	2.3	2.2	2.3	2.4	2.4	2.3	2.3
Avg. Stride Length [m]	6.2	7.3	7.3	7.2	7.3	7.5	7.3	7.0	6.8



- [] Ranking at each section and finish
- :-:- No data available at this section
- NA No data available

Horse/Jockey Name	CASTLEREAGH KID/Alan Lai
Finish Rank	7
Fastest Section Time (Section)	0:11.44 (L800)
Top Speed [km/h] (Section)	64.7 (Overall)
Race State	Finished



Morphettville SA - Professional

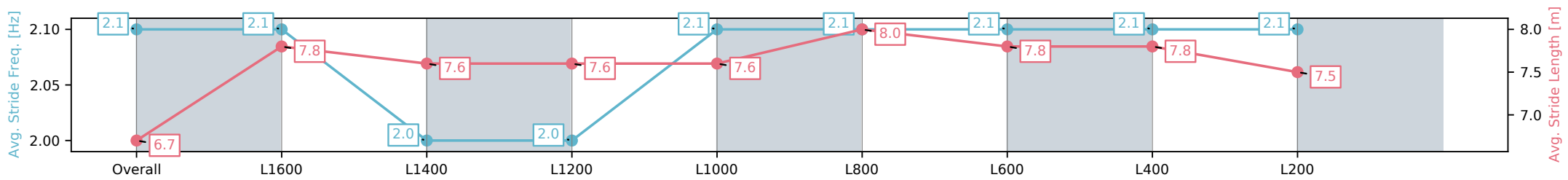
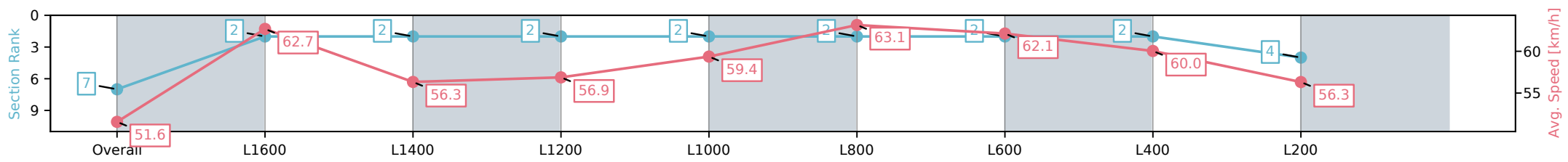
Race 4: Sportsbet Set A Deposit Limit Handicap - 1800m

28 December 2024 - 2:12PM

Track Rating: Good 4, Weather: Overcast, Rail Position: +11m
Entire; Sectional 615m



Section	Overall	L1600	L1400	L1200	L1000	L800	L600	L400	L200
Section Times	1:51.06 [7] (0:14.01)	1:37.05 [2] (0:11.48)	1:25.57 [2] (0:12.87)	1:12.70 [2] (0:12.68)	1:00.02 [2] (0:12.14)	0:47.88 [2] (0:11.44)	0:36.44 [2] (0:11.63)	0:24.81 [2] (0:12.03)	0:12.78 [4] (0:12.78)
Average Speed [km/h]	51.6	62.7	56.3	56.9	59.4	63.1	62.1	60.0	56.3
Top Speed [km/h]	64.7	64.7	59.2	58.2	61.9	63.5	63.2	61.1	58.8
Avg. Dist. to Rail [m]	2.0	1.8	1.6	1.2	1.2	0.9	0.9	1.5	0.7
Avg. Stride Freq. [Hz]	2.1	2.1	2.0	2.0	2.1	2.1	2.1	2.1	2.1
Avg. Stride Length [m]	6.7	7.8	7.6	7.6	7.6	8.0	7.8	7.8	7.5



[] Ranking at each section and finish
 -:-:- No data available at this section
 NA No data available

Horse/Jockey Name	HASSELTOFF/Todd Pannell
Finish Rank	8
Fastest Section Time (Section)	0:11.30 (L800)
Top Speed [km/h] (Section)	65.8 (L800)
Race State	Finished



Morphettville SA - Professional

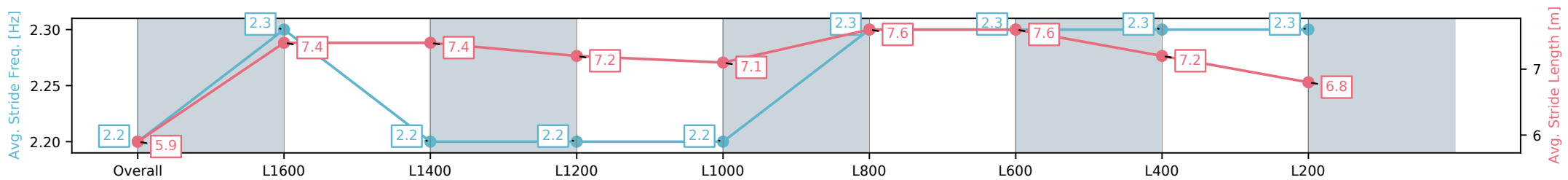
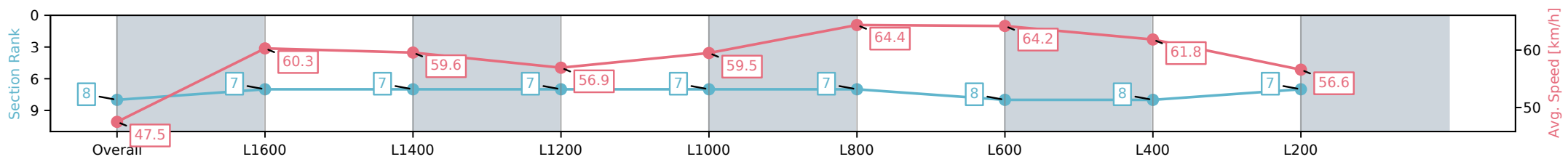
Race 4: Sportsbet Set A Deposit Limit Handicap - 1800m

28 December 2024 - 2:12PM

Track Rating: Good 4, Weather: Overcast, Rail Position: +11m
Entire; Sectional 615m



Section	Overall	L1600	L1400	L1200	L1000	L800	L600	L400	L200
Section Times	1:51.29 [8] (0:15.16)	1:36.13 [7] (0:11.94)	1:24.19 [7] (0:12.23)	1:11.96 [7] (0:12.70)	0:59.26 [7] (0:12.10)	0:47.16 [7] (0:11.30)	0:35.86 [8] (0:11.42)	0:24.44 [8] (0:11.69)	0:12.75 [7] (0:12.75)
Average Speed [km/h]	47.5	60.3	59.6	56.9	59.5	64.4	64.2	61.8	56.6
Top Speed [km/h]	59.6	60.9	60.7	57.6	61.9	65.4	65.8	64.6	59.6
Avg. Dist. to Rail [m]	5.4	2.9	2.3	1.9	2.4	2.2	3.6	5.4	7.7
Avg. Stride Freq. [Hz]	2.2	2.3	2.2	2.2	2.2	2.3	2.3	2.3	2.3
Avg. Stride Length [m]	5.9	7.4	7.4	7.2	7.1	7.6	7.6	7.2	6.8



[] Ranking at each section and finish
 -:-:- No data available at this section
 NA No data available