



RACINGSA

Morphettville SA

Race 3: Sportsbet Handicap - 2500m

28 December 2024 - 1:37PM



Morphettville

Track Rating: Good 4, Weather: Overcast, Rail Position: +11m Entire; Sectional 615m

Section								Overall	L2400	L2200	L2000	L1800	L1600		
Field Times								2:45.43 (0:13.07)	2:32.36 (0:12.71)	2:19.65 (0:12.92)	2:06.73 (0:13.95)	1:52.78 (0:14.19)	1:38.59 (0:13.64)		
Position	#	Horse/Jockey	Barrier	Top Speed [km/h]	Fastest Section	First 400m								Distance Travelled From Winner [m]	
1	1	ARUGAMAMA Taylor Johnstone	6	64.6 600-400	0:11.25 600-400	0:32.18	2:45.43 (0:13.07)	2:32.36 [1] (0:12.71)	2:19.65 [1] (0:12.92)	2:06.73 [1] (0:13.94)	1:52.79 [1] (0:14.19)	1:38.60 [1] (0:13.64)			
2	9	COURS VITE Ben Price	2	65.1 600-400	0:11.22 400-200	0:32.77	2:45.97 (0:13.35)	2:32.62 [4] (0:12.94)	2:19.68 [5] (0:13.09)	2:06.59 [5] (0:13.83)	1:52.76 [5] (0:14.21)	1:38.55 [5] (0:13.68)	+1		
3	4	DUAL FUEL Neil Farley	5	65.6 800-600	0:11.27 400-200	0:33.22	2:46.12 (0:13.68)	2:32.44 [8] (0:12.92)	2:19.52 [7] (0:13.23)	2:06.29 [7] (0:13.78)	1:52.51 [8] (0:14.19)	1:38.32 [8] (0:13.64)	+9		
4	3	DOLCEMENTE Rochelle Milnes	3	64.4 1000-800	0:11.48 600-400	0:32.62	2:46.17 (0:13.39)	2:32.78 [5] (0:12.73)	2:20.05 [4] (0:13.09)	2:06.96 [4] (0:13.89)	1:53.07 [4] (0:14.21)	1:38.86 [4] (0:13.62)	+8		
5	6	MONTEPULCIANO Manoel Nunes	4	64.4 800-600	0:11.31 600-400	0:32.47	2:46.19 (0:13.14)	2:33.05 [2] (0:12.85)	2:20.20 [3] (0:13.02)	2:07.18 [3] (0:13.93)	1:53.25 [3] (0:14.20)	1:39.05 [3] (0:13.63)	+0		
6	8	TEMBU BOY Emily Finnegan	8	63.7 800-600	0:11.50 600-400	0:32.33	2:46.21 (0:13.19)	2:33.02 [3] (0:12.68)	2:20.34 [2] (0:12.98)	2:07.36 [2] (0:13.93)	1:53.43 [2] (0:14.23)	1:39.20 [2] (0:13.61)	+5		
7	7	THE TRUE BELIEVER Alana Kelly	7	64.3 800-600	0:11.48 600-400	0:32.90	2:46.60 (0:13.39)	2:33.21 [6] (0:12.94)	2:20.27 [6] (0:13.17)	2:07.10 [6] (0:13.83)	1:53.27 [6] (0:14.19)	1:39.08 [6] (0:13.67)	+6		
8	2	SOUTHERN STOCK Jacob Opperman	1	64.0 1000-800	0:11.55 600-400	0:33.24	2:47.39 (0:13.56)	2:33.82 [7] (0:13.06)	2:20.76 [8] (0:13.21)	2:07.55 [8] (0:13.61)	1:53.94 [7] (0:14.18)	1:39.76 [7] (0:13.64)	+3		

Scratched: Sentimental Flame (#5), Warrandyte Road (#10)

- [] Position in running at each section and finish
- #: Saddle cloth number
- :--- No data available at this section
- DNF Did not finish
- NA No data available
- DNT Did not track
- █ Background shading for fastest section



RACINGSA

Morphettville SA

Race 3: Sportsbet Handicap - 2500m

28 December 2024 - 1:37PM



Morphettville

Track Rating: Good 4, Weather: Overcast, Rail Position: +11m Entire; Sectional 615m

Section								L1400	L1200	L1000	L800	L600	L400		
Field Times								1:24.95 (0:13.50)	1:11.46 (0:13.32)	0:58.13 (0:12.36)	0:45.77 (0:11.68)	0:34.10 (0:11.25)	0:22.84 (0:11.34)		
Position	#	Horse/Jockey	Barrier	Top Speed [km/h]	Fastest Section	First 400m								Margin	
1	1	ARUGAMAMA Taylor Johnstone	6	64.6 600-400	0:11.25 600-400	0:32.18	1:24.96 [1] (0:13.50)	1:11.46 [1] (0:13.33)	0:58.13 [2] (0:12.35)	0:45.78 [1] (0:11.68)	0:34.10 [1] (0:11.25)	0:22.85 [1] (0:11.35)	2:45.43		
2	9	COURS VITE Ben Price	2	65.1 600-400	0:11.22 400-200	0:32.77	1:24.87 [5] (0:13.53)	1:11.34 [6] (0:13.09)	0:58.25 [6] (0:12.37)	0:45.88 [7] (0:11.80)	0:34.08 [7] (0:11.26)	0:22.82 [7] (0:11.22)	3.48L	+1	
3	4	DUAL FUEL Neil Farley	5	65.6 800-600	0:11.27 400-200	0:33.22	1:24.68 [8] (0:13.38)	1:11.30 [7] (0:13.14)	0:58.16 [7] (0:12.12)	0:46.04 [6] (0:11.69)	0:34.35 [6] (0:11.33)	0:23.02 [6] (0:11.27)	4.5L	+9	
4	3	DOLCEMENTE Rochelle Milnes	3	64.4 1000-800	0:11.48 600-400	0:32.62	1:25.24 [4] (0:13.45)	1:11.79 [4] (0:13.14)	0:58.65 [4] (0:12.38)	0:46.27 [5] (0:11.68)	0:34.59 [5] (0:11.48)	0:23.11 [5] (0:11.51)	4.78L	+8	
5	6	MONTEPULCIANO Manoel Nunes	4	64.4 800-600	0:11.31 600-400	0:32.47	1:25.42 [3] (0:13.50)	1:11.92 [3] (0:13.19)	0:58.73 [3] (0:12.39)	0:46.34 [4] (0:11.70)	0:34.64 [4] (0:11.31)	0:23.33 [3] (0:11.49)	4.89L	+0	
6	8	TEMBU BOY Emily Finnegan	8	63.7 800-600	0:11.50 600-400	0:32.33	1:25.59 [2] (0:13.49)	1:12.10 [2] (0:13.18)	0:58.92 [1] (0:12.40)	0:46.52 [2] (0:11.64)	0:34.88 [2] (0:11.50)	0:23.38 [2] (0:11.50)	5.03L	+5	
7	7	THE TRUE BELIEVER Alana Kelly	7	64.3 800-600	0:11.48 600-400	0:32.90	1:25.41 [6] (0:13.37)	1:12.04 [5] (0:13.06)	0:58.98 [5] (0:12.15)	0:46.83 [3] (0:11.74)	0:35.09 [3] (0:11.48)	0:23.61 [4] (0:11.66)	7.59L	+6	
8	2	SOUTHERN STOCK Jacob Opperman	1	64.0 1000-800	0:11.55 600-400	0:33.24	1:26.12 [7] (0:13.60)	1:12.52 [8] (0:13.19)	0:59.33 [8] (0:12.26)	0:47.07 [8] (0:11.66)	0:35.41 [8] (0:11.55)	0:23.86 [8] (0:11.73)	12.66L	+3	

Scratched: Sentimental Flame (#5), Warrandyte Road (#10)

- [] Position in running at each section and finish
- #: Saddle cloth number
- :--:-- No data available at this section
- DNF Did not finish
- NA No data available
- DNT Did not track
- █ Background shading for fastest section



RACINGSA

Morphettville SA
Race 3: Sportsbet Handicap - 2500m
28 December 2024 - 1:37PM



Morphettville

Track Rating: Good 4, Weather: Overcast, Rail Position: +11m Entire; Sectional 615m

Section L200
Field Times 0:11.50
(0:11.50)

Position	#	Horse/Jockey	Barrier	Top Speed [km/h]	Fastest Section	First 400m								Margin
1	1	ARUGAMAMA Taylor Johnstone	6	64.6 600-400	0:11.25 600-400	0:32.18	0:11.50 [1] (0:11.50)	2:45.43						
2	9	COURS VITE Ben Price	2	65.1 600-400	0:11.22 400-200	0:32.77	0:11.60 [5] (0:11.60)	3.48L						+1
3	4	DUAL FUEL Neil Farley	5	65.6 800-600	0:11.27 400-200	0:33.22	0:11.75 [4] (0:11.75)	4.5L						+9
4	3	DOLCEMENTE Rochelle Milnes	3	64.4 1000-800	0:11.48 600-400	0:32.62	0:11.60 [6] (0:11.60)	4.78L						+8
5	6	MONTEPULCIANO Manoel Nunes	4	64.4 800-600	0:11.31 600-400	0:32.47	0:11.84 [3] (0:11.84)	4.89L						+0
6	8	TEMBU BOY Emily Finnegan	8	63.7 800-600	0:11.50 600-400	0:32.33	0:11.88 [2] (0:11.88)	5.03L						+5
7	7	THE TRUE BELIEVER Alana Kelly	7	64.3 800-600	0:11.48 600-400	0:32.90	0:11.95 [7] (0:11.95)	7.59L						+6
8	2	SOUTHERN STOCK Jacob Opperman	1	64.0 1000-800	0:11.55 600-400	0:33.24	0:12.13 [8] (0:12.13)	12.66L						+3

Scratched: Sentimental Flame (#5), Warrandyte Road (#10)

- [] Position in running at each section and finish
- #: Saddle cloth number
- :--- No data available at this section
- DNF Did not finish
- NA No data available
- DNT Did not track
- █ Background shading for fastest section

Horse/Jockey Name	ARUGAMAMA/Taylor Johnstone
Finish Rank	1
Fastest Section Time (Section)	0:11.25 (L600)
Top Speed [km/h] (Section)	64.6 (L600)
Race State	Finished



Morphettville SA - Professional

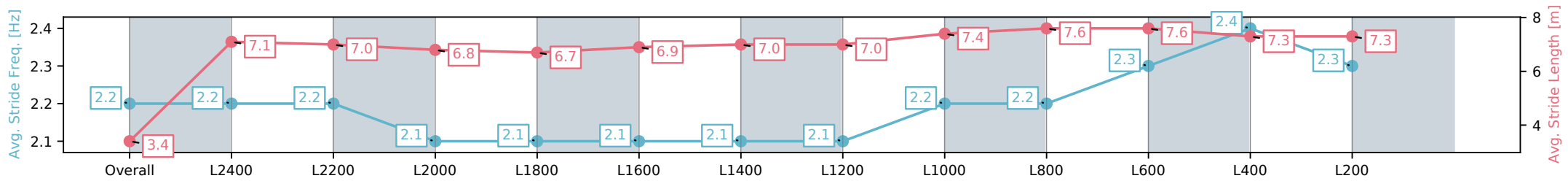
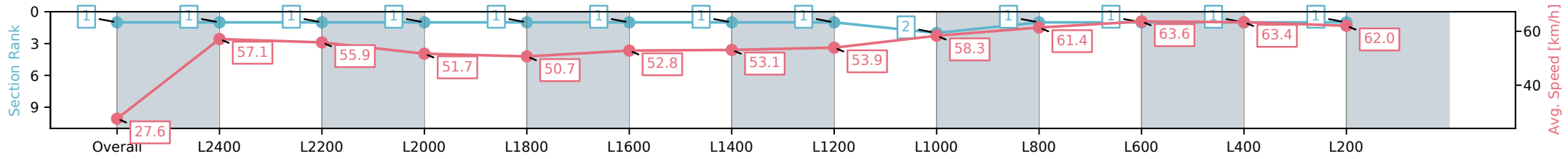
Race 3: Sportsbet Handicap - 2500m

28 December 2024 - 1:37PM

Track Rating: Good 4, Weather: Overcast, Rail Position: +11m
Entire; Sectional 615m



Section	Overall	L2400	L2200	L2000	L1800	L1600	L1400	L1200	L1000	L800	L600	L400	L200
Section Times	2:45.43 [1] (0:13.07)	2:32.36 [1] (0:12.71)	2:19.65 [1] (0:12.92)	2:06.73 [1] (0:13.94)	1:52.79 [1] (0:14.19)	1:38.60 [1] (0:13.64)	1:24.96 [1] (0:13.50)	1:11.46 [1] (0:13.33)	0:58.13 [2] (0:12.35)	0:45.78 [1] (0:11.68)	0:34.10 [1] (0:11.25)	0:22.85 [1] (0:11.35)	0:11.50 [1] (0:11.50)
Average Speed [km/h]	27.6	57.1	55.9	51.7	50.7	52.8	53.1	53.9	58.3	61.4	63.6	63.4	62.0
Top Speed [km/h]	58.0	58.0	57.4	54.2	51.6	53.3	53.6	55.2	59.3	64.3	64.3	64.6	64.0
Avg. Dist. to Rail [m]	9.7	2.0	1.3	0.3	0.5	0.4	0.7	0.4	0.4	0.5	1.3	0.6	0.8
Avg. Stride Freq. [Hz]	2.2	2.2	2.2	2.1	2.1	2.1	2.1	2.1	2.2	2.2	2.3	2.4	2.3
Avg. Stride Length [m]	3.4	7.1	7.0	6.8	6.7	6.9	7.0	7.0	7.4	7.6	7.6	7.3	7.3



[] Ranking at each section and finish
 -:-:- No data available at this section
 NA No data available

Horse/Jockey Name	COURS VITE/Ben Price
Finish Rank	2
Fastest Section Time (Section)	0:11.22 (L400)
Top Speed [km/h] (Section)	65.1 (L600)
Race State	Finished



Morphettville SA - Professional

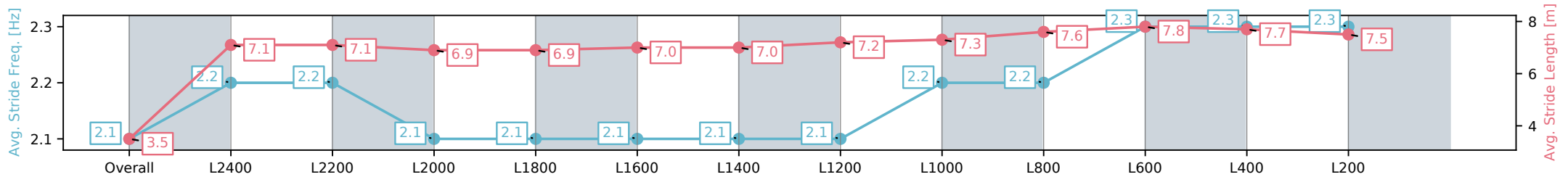
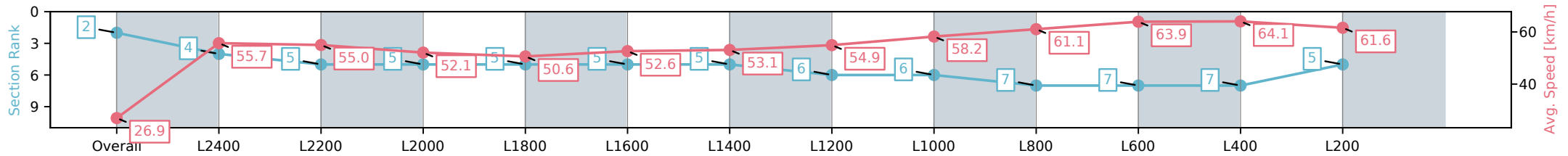
Race 3: Sportsbet Handicap - 2500m

28 December 2024 - 1:37PM

Track Rating: Good 4, Weather: Overcast, Rail Position: +11m
Entire; Sectional 615m



Section	Overall	L2400	L2200	L2000	L1800	L1600	L1400	L1200	L1000	L800	L600	L400	L200
Section Times	2:45.97 [2] (0:13.35)	2:32.62 [4] (0:12.94)	2:19.68 [5] (0:13.09)	2:06.59 [5] (0:13.83)	1:52.76 [5] (0:14.21)	1:38.55 [5] (0:13.68)	1:24.87 [5] (0:13.53)	1:11.34 [6] (0:13.09)	0:58.25 [6] (0:12.37)	0:45.88 [7] (0:11.80)	0:34.08 [7] (0:11.26)	0:22.82 [7] (0:11.22)	0:11.60 [5] (0:11.60)
Average Speed [km/h]	26.9	55.7	55.0	52.1	50.6	52.6	53.1	54.9	58.2	61.1	63.9	64.1	61.6
Top Speed [km/h]	57.3	56.8	55.8	53.8	52.1	53.2	54.5	55.4	60.6	63.0	64.9	65.1	64.0
Avg. Dist. to Rail [m]	6.9	0.2	0.3	0.2	0.1	0.1	0.5	0.4	0.8	0.2	0.3	0.8	3.5
Avg. Stride Freq. [Hz]	2.1	2.2	2.2	2.1	2.1	2.1	2.1	2.1	2.2	2.2	2.3	2.3	2.3
Avg. Stride Length [m]	3.5	7.1	7.1	6.9	6.9	7.0	7.0	7.2	7.3	7.6	7.8	7.7	7.5



[] Ranking at each section and finish
 -:-:- No data available at this section
 NA No data available

Horse/Jockey Name	DUAL FUEL/Neil Farley
Finish Rank	3
Fastest Section Time (Section)	0:11.27 (L400)
Top Speed [km/h] (Section)	65.6 (L800)
Race State	Finished



Morphettville SA - Professional

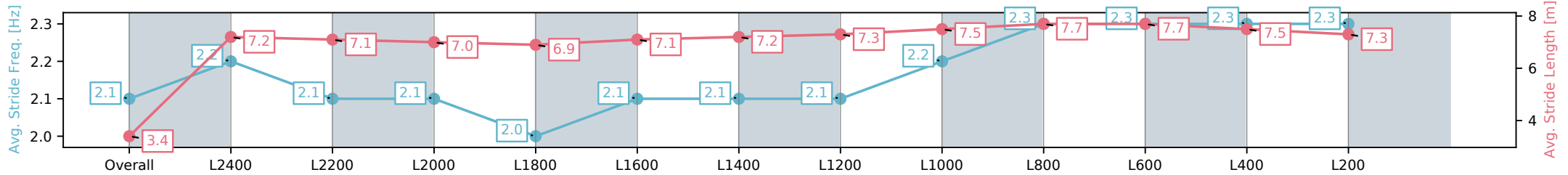
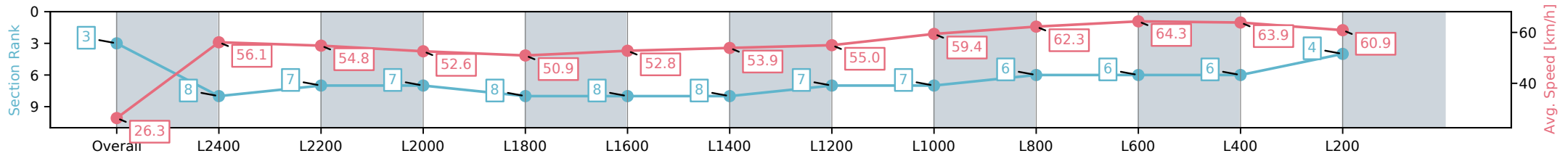
Race 3: Sportsbet Handicap - 2500m

28 December 2024 - 1:37PM

Track Rating: Good 4, Weather: Overcast, Rail Position: +11m
Entire; Sectional 615m



Section	Overall	L2400	L2200	L2000	L1800	L1600	L1400	L1200	L1000	L800	L600	L400	L200
Section Times	2:46.12 [3] (0:13.68)	2:32.44 [8] (0:12.92)	2:19.52 [7] (0:13.23)	2:06.29 [7] (0:13.78)	1:52.51 [8] (0:14.19)	1:38.32 [8] (0:13.64)	1:24.68 [8] (0:13.38)	1:11.30 [7] (0:13.14)	0:58.16 [7] (0:12.12)	0:46.04 [6] (0:11.69)	0:34.35 [6] (0:11.33)	0:23.02 [6] (0:11.27)	0:11.75 [4] (0:11.75)
Average Speed [km/h]	26.3	56.1	54.8	52.6	50.9	52.8	53.9	55.0	59.4	62.3	64.3	63.9	60.9
Top Speed [km/h]	57.9	58.3	56.0	54.1	53.5	54.4	54.6	55.7	63.0	63.6	65.6	65.2	63.3
Avg. Dist. to Rail [m]	8.0	2.1	2.6	1.6	1.1	0.5	0.3	2.1	3.4	2.5	2.4	3.2	5.9
Avg. Stride Freq. [Hz]	2.1	2.2	2.1	2.1	2.0	2.1	2.1	2.1	2.2	2.3	2.3	2.3	2.3
Avg. Stride Length [m]	3.4	7.2	7.1	7.0	6.9	7.1	7.2	7.3	7.5	7.7	7.7	7.5	7.3



- [] Ranking at each section and finish
- :-:- No data available at this section
- NA No data available

Horse/Jockey Name	DOLCEMENTE/Rochelle Milnes
Finish Rank	4
Fastest Section Time (Section)	0:11.48 (L600)
Top Speed [km/h] (Section)	64.4 (L1000)
Race State	Finished



Morphettville SA - Professional

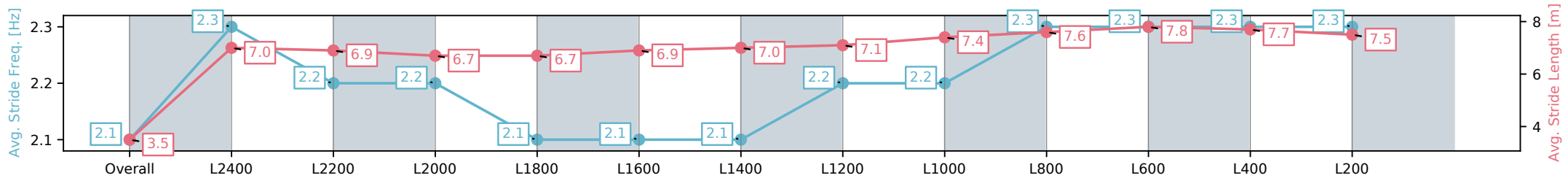
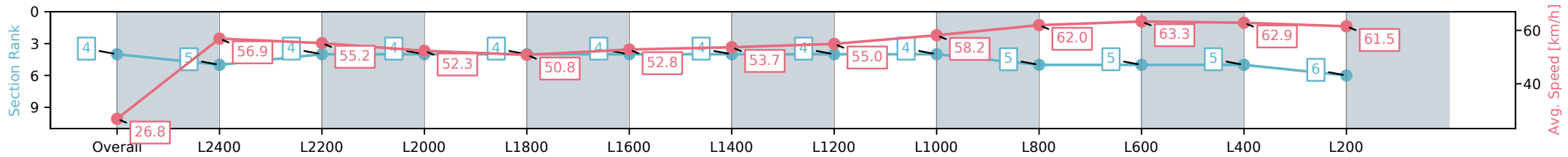
Race 3: Sportsbet Handicap - 2500m

28 December 2024 - 1:37PM

Track Rating: Good 4, Weather: Overcast, Rail Position: +11m
Entire; Sectional 615m



Section	Overall	L2400	L2200	L2000	L1800	L1600	L1400	L1200	L1000	L800	L600	L400	L200
Section Times	2:46.17 [4] (0:13.39)	2:32.78 [5] (0:12.73)	2:20.05 [4] (0:13.09)	2:06.96 [4] (0:13.89)	1:53.07 [4] (0:14.21)	1:38.86 [4] (0:13.62)	1:25.24 [4] (0:13.45)	1:11.79 [4] (0:13.14)	0:58.65 [4] (0:12.38)	0:46.27 [5] (0:11.68)	0:34.59 [5] (0:11.48)	0:23.11 [5] (0:11.51)	0:11.60 [6] (0:11.60)
Average Speed [km/h]	26.8	56.9	55.2	52.3	50.8	52.8	53.7	55.0	58.2	62.0	63.3	62.9	61.5
Top Speed [km/h]	59.1	59.2	55.8	53.6	52.2	53.5	55.0	55.6	61.1	64.4	64.1	63.6	62.7
Avg. Dist. to Rail [m]	8.2	1.8	1.7	1.9	1.5	1.1	0.6	1.5	1.7	1.2	2.1	3.8	1.9
Avg. Stride Freq. [Hz]	2.1	2.3	2.2	2.2	2.1	2.1	2.1	2.2	2.2	2.3	2.3	2.3	2.3
Avg. Stride Length [m]	3.5	7.0	6.9	6.7	6.7	6.9	7.0	7.1	7.4	7.6	7.8	7.7	7.5



[] Ranking at each section and finish
 -:-:- No data available at this section
 NA No data available

Horse/Jockey Name	MONTEPULCIANO/Manoel Nunes
Finish Rank	5
Fastest Section Time (Section)	0:11.31 (L600)
Top Speed [km/h] (Section)	64.4 (L800)
Race State	Finished



Morphettville SA - Professional

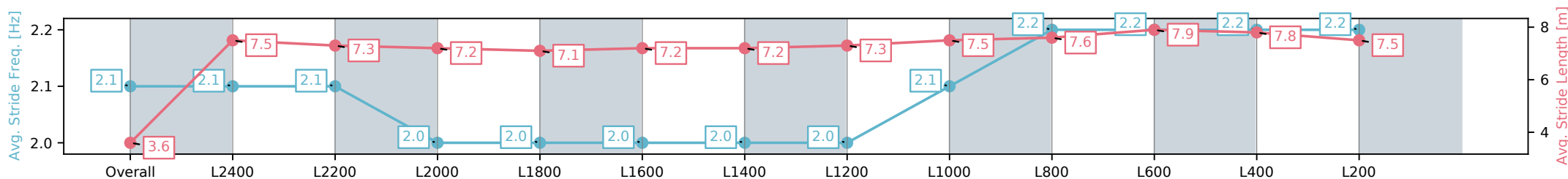
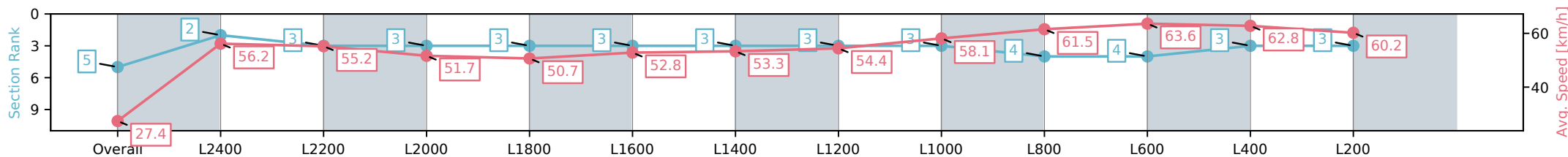
Race 3: Sportsbet Handicap - 2500m

28 December 2024 - 1:37PM

Track Rating: Good 4, Weather: Overcast, Rail Position: +11m
Entire; Sectional 615m



Section	Overall	L2400	L2200	L2000	L1800	L1600	L1400	L1200	L1000	L800	L600	L400	L200
Section Times	2:46.19 [5] (0:13.14)	2:33.05 [2] (0:12.85)	2:20.20 [3] (0:13.02)	2:07.18 [3] (0:13.93)	1:53.25 [3] (0:14.20)	1:39.05 [3] (0:13.63)	1:25.42 [3] (0:13.50)	1:11.92 [3] (0:13.19)	0:58.73 [3] (0:12.39)	0:46.34 [4] (0:11.70)	0:34.64 [4] (0:11.31)	0:23.33 [3] (0:11.49)	0:11.84 [3] (0:11.84)
Average Speed [km/h]	27.4	56.2	55.2	51.7	50.7	52.8	53.3	54.4	58.1	61.5	63.6	62.8	60.2
Top Speed [km/h]	57.5	56.9	56.1	53.3	51.8	53.7	53.7	55.2	60.4	63.2	64.4	63.3	62.1
Avg. Dist. to Rail [m]	8.0	0.7	0.4	0.3	0.4	0.1	0.3	0.3	0.4	0.2	0.2	1.9	5.0
Avg. Stride Freq. [Hz]	2.1	2.1	2.1	2.0	2.0	2.0	2.0	2.0	2.1	2.2	2.2	2.2	2.2
Avg. Stride Length [m]	3.6	7.5	7.3	7.2	7.1	7.2	7.2	7.3	7.5	7.6	7.9	7.8	7.5



- [] Ranking at each section and finish
- :-:- No data available at this section
- NA No data available

Horse/Jockey Name	TEMBU BOY/Emily Finnegan
Finish Rank	6
Fastest Section Time (Section)	0:11.50 (L600)
Top Speed [km/h] (Section)	63.7 (L800)
Race State	Finished



Morphettville SA - Professional

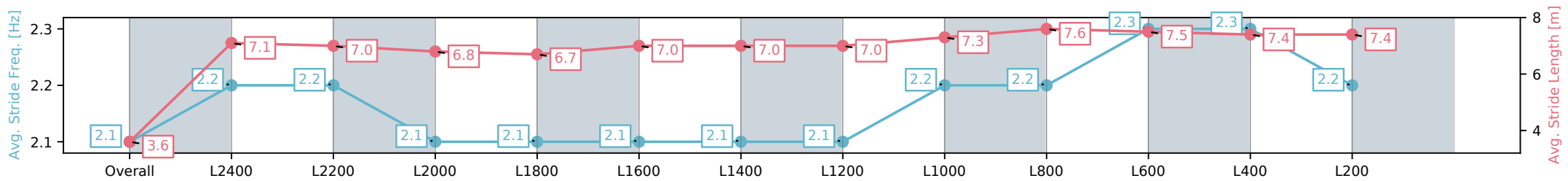
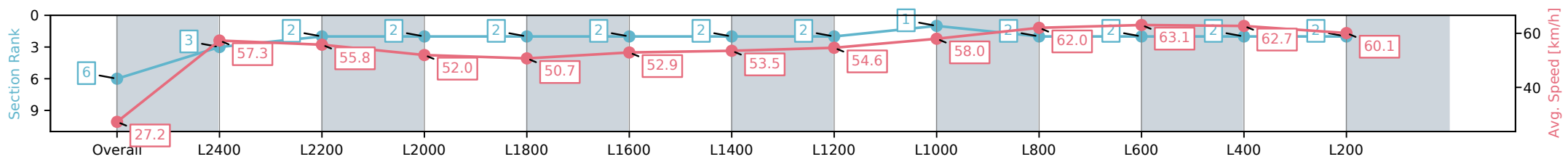
Race 3: Sportsbet Handicap - 2500m

28 December 2024 - 1:37PM

Track Rating: Good 4, Weather: Overcast, Rail Position: +11m
Entire; Sectional 615m



Section	Overall	L2400	L2200	L2000	L1800	L1600	L1400	L1200	L1000	L800	L600	L400	L200
Section Times	2:46.21 [6] (0:13.19)	2:33.02 [3] (0:12.68)	2:20.34 [2] (0:12.98)	2:07.36 [2] (0:13.93)	1:53.43 [2] (0:14.23)	1:39.20 [2] (0:13.61)	1:25.59 [2] (0:13.49)	1:12.10 [2] (0:13.18)	0:58.92 [1] (0:12.40)	0:46.52 [2] (0:11.64)	0:34.88 [2] (0:11.50)	0:23.38 [2] (0:11.50)	0:11.88 [2] (0:11.88)
Average Speed [km/h]	27.2	57.3	55.8	52.0	50.7	52.9	53.5	54.6	58.0	62.0	63.1	62.7	60.1
Top Speed [km/h]	57.4	58.2	56.4	54.1	52.0	53.3	54.2	55.5	60.2	63.5	63.7	63.3	61.9
Avg. Dist. to Rail [m]	10.8	2.6	2.2	1.2	0.9	0.9	0.5	0.4	0.8	0.7	1.2	2.8	5.7
Avg. Stride Freq. [Hz]	2.1	2.2	2.2	2.1	2.1	2.1	2.1	2.1	2.2	2.2	2.3	2.3	2.2
Avg. Stride Length [m]	3.6	7.1	7.0	6.8	6.7	7.0	7.0	7.0	7.3	7.6	7.5	7.4	7.4



[] Ranking at each section and finish
 -:-:- No data available at this section
 NA No data available

Horse/Jockey Name	THE TRUE BELIEVER/Alana Kelly
Finish Rank	7
Fastest Section Time (Section)	0:11.48 (L600)
Top Speed [km/h] (Section)	64.3 (L800)
Race State	Finished



Morphettville SA - Professional

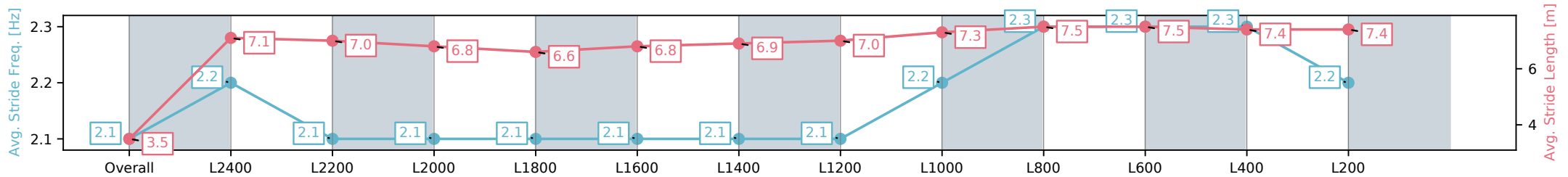
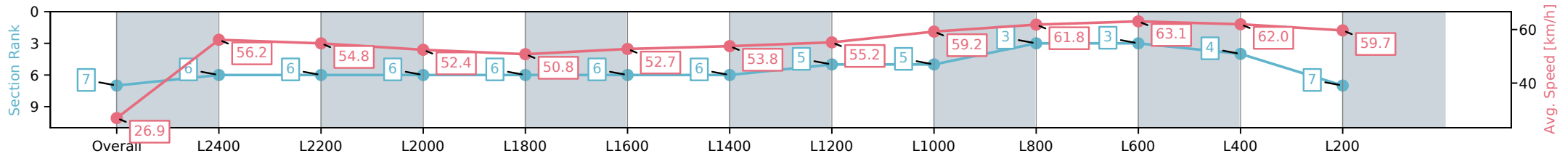
Race 3: Sportsbet Handicap - 2500m

28 December 2024 - 1:37PM

Track Rating: Good 4, Weather: Overcast, Rail Position: +11m
Entire; Sectional 615m



Section	Overall	L2400	L2200	L2000	L1800	L1600	L1400	L1200	L1000	L800	L600	L400	L200
Section Times	2:46.60 [7] (0:13.39)	2:33.21 [6] (0:12.94)	2:20.27 [6] (0:13.17)	2:07.10 [6] (0:13.83)	1:53.27 [6] (0:14.19)	1:39.08 [6] (0:13.67)	1:25.41 [6] (0:13.37)	1:12.04 [5] (0:13.06)	0:58.98 [5] (0:12.15)	0:46.83 [3] (0:11.74)	0:35.09 [3] (0:11.48)	0:23.61 [4] (0:11.66)	0:11.95 [7] (0:11.95)
Average Speed [km/h]	26.9	56.2	54.8	52.4	50.8	52.7	53.8	55.2	59.2	61.8	63.1	62.0	59.7
Top Speed [km/h]	57.4	57.1	55.9	54.2	52.1	53.5	54.7	55.9	63.2	62.9	64.3	62.9	61.5
Avg. Dist. to Rail [m]	9.6	2.2	1.8	1.5	0.8	0.5	0.2	0.7	2.0	1.4	1.6	2.2	5.6
Avg. Stride Freq. [Hz]	2.1	2.2	2.1	2.1	2.1	2.1	2.1	2.1	2.2	2.3	2.3	2.3	2.2
Avg. Stride Length [m]	3.5	7.1	7.0	6.8	6.6	6.8	6.9	7.0	7.3	7.5	7.5	7.4	7.4



- [] Ranking at each section and finish
- :-:- No data available at this section
- NA No data available

Horse/Jockey Name	SOUTHERN STOCK/Jacob Opperman
Finish Rank	8
Fastest Section Time (Section)	0:11.55 (L600)
Top Speed [km/h] (Section)	64.0 (L1000)
Race State	Finished



Morphettville SA - Professional

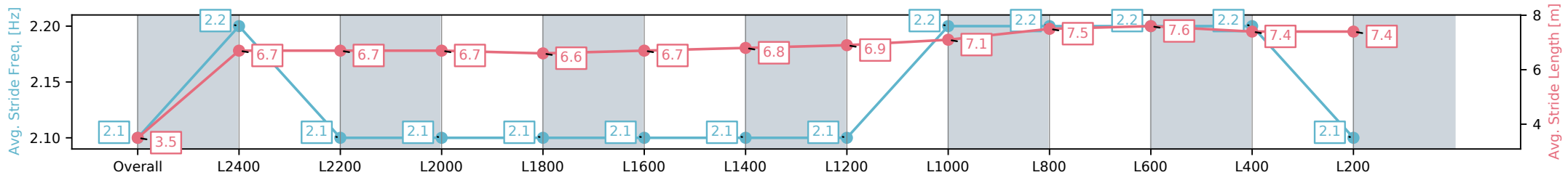
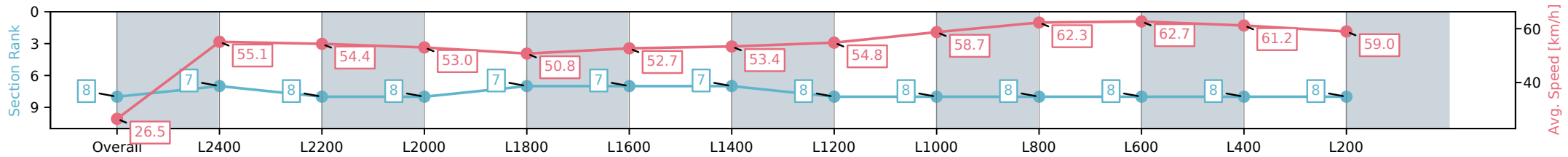
Race 3: Sportsbet Handicap - 2500m

28 December 2024 - 1:37PM

Track Rating: Good 4, Weather: Overcast, Rail Position: +11m
Entire; Sectional 615m



Section	Overall	L2400	L2200	L2000	L1800	L1600	L1400	L1200	L1000	L800	L600	L400	L200
Section Times	2:47.39 [8] (0:13.56)	2:33.82 [7] (0:13.06)	2:20.76 [8] (0:13.21)	2:07.55 [8] (0:13.61)	1:53.94 [7] (0:14.18)	1:39.76 [7] (0:13.64)	1:26.12 [7] (0:13.60)	1:12.52 [8] (0:13.19)	0:59.33 [8] (0:12.26)	0:47.07 [8] (0:11.66)	0:35.41 [8] (0:11.55)	0:23.86 [8] (0:11.73)	0:12.13 [8] (0:12.13)
Average Speed [km/h]	26.5	55.1	54.4	53.0	50.8	52.7	53.4	54.8	58.7	62.3	62.7	61.2	59.0
Top Speed [km/h]	57.7	56.1	54.8	54.2	53.3	53.7	54.4	55.6	61.8	64.0	63.9	62.0	61.0
Avg. Dist. to Rail [m]	6.7	0.4	0.3	0.4	0.5	0.7	1.2	1.6	1.9	2.3	1.2	0.7	2.4
Avg. Stride Freq. [Hz]	2.1	2.2	2.1	2.1	2.1	2.1	2.1	2.1	2.2	2.2	2.2	2.2	2.1
Avg. Stride Length [m]	3.5	6.7	6.7	6.7	6.6	6.7	6.8	6.9	7.1	7.5	7.6	7.4	7.4



- [] Ranking at each section and finish
- :-:- No data available at this section
- NA No data available