



RACINGSA

# Morphettville Parks SA

Race 2: Adelaide Galvanising Industries Two-Year-Old Plate - 1000m

26 December 2024 - 1:33PM

Track Rating: Good 4, Weather: Fine, Rail Position: +9m 1000m-400m, +7m Remainder



Morphettville

## Section Field Times

Overall	L800	L600	L400	L200
0:59.52	0:45.45	0:34.43	0:23.08	0:11.88
(0:14.07)	(0:11.02)	(0:11.35)	(0:11.20)	(0:11.88)

Position	#	Horse/Jockey	Barrier	Top Speed [km/h]	Fastest Section	First 400m	Overall	L800	L600	L400	L200	Margin	Distance Travelled From Winner [m]
1	6	<b>LA ROUX</b> Kayla Crowther	7	67.5	0:11.02	0:25.09	0:59.52 (0:14.07)	0:45.45 [1] (0:11.02)	0:34.43 [1] (0:11.38)	0:23.05 [2] (0:11.17)	0:11.88 [1] (0:11.88)	0:59.52	
2	5	<b>EAGERLY AWAITS</b> Manoel Nunes	8	68.6	0:10.87	0:25.12	0:59.86 (0:14.25)	0:45.61 [2] (0:10.87)	0:34.74 [2] (0:11.32)	0:23.42 [1] (0:11.32)	0:12.10 [2] (0:12.10)	2.29L	+1
3	3	<b>BLISS BOMB</b> Dom Tourneur	9	68.2	0:10.93	0:25.20	0:59.89 (0:14.27)	0:45.62 [3] (0:10.93)	0:34.69 [3] (0:11.36)	0:23.33 [3] (0:11.47)	0:11.86 [3] (0:11.86)	2.47L	+4
4	1	<b>DAMPEN</b> Alana Livesey	4	68.2	0:11.13	0:25.46	1:00.11 (0:14.33)	0:45.78 [5] (0:11.13)	0:34.65 [6] (0:11.37)	0:23.28 [6] (0:11.45)	0:11.83 [4] (0:11.83)	3.96L	+2
5	7	<b>MACCLESFIELD</b> Tala Hutchinson	3	69.9	0:10.93	0:25.32	1:00.25 (0:14.39)	0:45.86 [7] (0:10.93)	0:34.93 [4] (0:11.46)	0:23.47 [5] (0:11.54)	0:11.93 [5] (0:11.93)	4.89L	+3
6	10	<b>TIPTOP TORI</b> Teagan Voorham	10	67.3	0:11.03	0:25.92	1:00.38 (0:14.89)	0:45.49 [10] (0:11.03)	0:34.46 [10] (0:11.32)	0:23.14 [10] (0:11.41)	0:11.73 [8] (0:11.73)	5.73L	+3
7	9	<b>PRETTY PERKY</b> Taylor Johnstone	5	67.4	0:11.07	0:25.60	1:00.49 (0:14.53)	0:45.96 [8] (0:11.07)	0:34.89 [8] (0:11.46)	0:23.43 [7] (0:11.48)	0:11.95 [7] (0:11.95)	6.52L	+6
8	8	<b>OAK PARK MADDISON</b> Rochelle Milnes	6	67.3	0:11.10	0:25.46	1:00.53 (0:14.36)	0:46.17 [6] (0:11.10)	0:35.07 [7] (0:11.61)	0:23.46 [8] (0:11.45)	0:12.01 [6] (0:12.01)	6.74L	+5
9	4	<b>BREAKFAST</b> Felicity Atkinson	2	66.4	0:11.07	0:25.79	1:01.32 (0:14.72)	0:46.60 [9] (0:11.07)	0:35.53 [9] (0:11.30)	0:24.23 [9] (0:11.72)	0:12.51 [10] (0:12.51)	12.02L	+1
10	2	<b>OLDPOP</b> Ben Price	1	68.9	0:11.05	0:25.35	1:01.60 (0:14.30)	0:47.30 [4] (0:11.05)	0:36.25 [5] (0:11.43)	0:24.82 [4] (0:11.94)	0:12.88 [9] (0:12.88)	13.88L	-1

Report Created: Thu 26 December 2024 14:16:21 GMT+11 (Note: Timing is based on positional data)

- [ ] Position in running at each section and finish
- #: Saddle cloth number
- No data available at this section
- DNF Did not finish
- NA No data available
- DNT Did not track
- █ Background shading for fastest section

Horse/Jockey Name	LA ROUX/Kayla Crowther
Finish Rank	1
Fastest Section Time (Section)	0:11.02 (L800)
Top Speed [km/h] (Section)	67.5 (Overall)
Race State	Finished



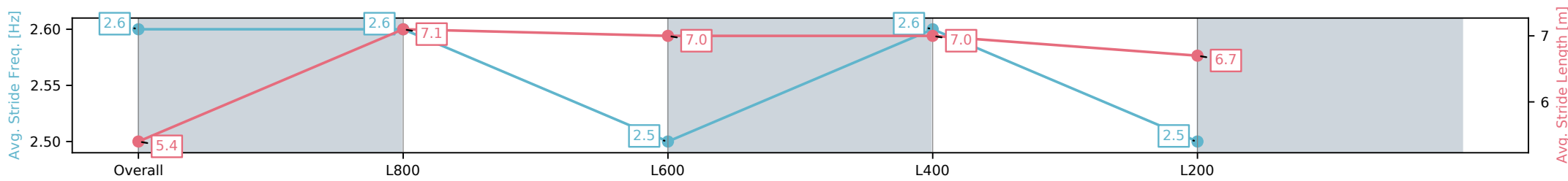
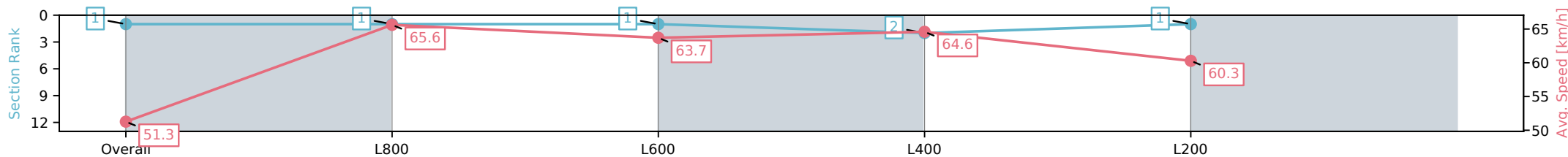
Morphettville Parks SA - Professional  
 Race 2: Adelaide Galvanising Industries Two-Year-Old Plate  
 - 1000m



26 December 2024 - 1:33PM

Track Rating: Good 4, Weather: Fine, Rail Position: +9m  
 1000m-400m, +7m Remainder

Section	Overall	L800	L600	L400	L200
Section Times	0:59.52 [1] (0:14.07)	0:45.45 [1] (0:11.02)	0:34.43 [1] (0:11.38)	0:23.05 [2] (0:11.17)	0:11.88 [1] (0:11.88)
Average Speed [km/h]	51.3	65.6	63.7	64.6	60.3
Top Speed [km/h]	67.5	67.2	64.5	66.2	63.2
Avg. Dist. to Rail [m]	6.7	1.6	1.1	0.5	0.6
Avg. Stride Freq. [Hz]	2.6	2.6	2.5	2.6	2.5
Avg. Stride Length [m]	5.4	7.1	7.0	7.0	6.7



- [ ] Ranking at each section and finish
- :-:- No data available at this section
- NA No data available

Horse/Jockey Name	EAGERLY AWAITS/Manoel Nunes
Finish Rank	2
Fastest Section Time (Section)	0:10.87 (L800)
Top Speed [km/h] (Section)	68.6 (Overall)
Race State	Finished



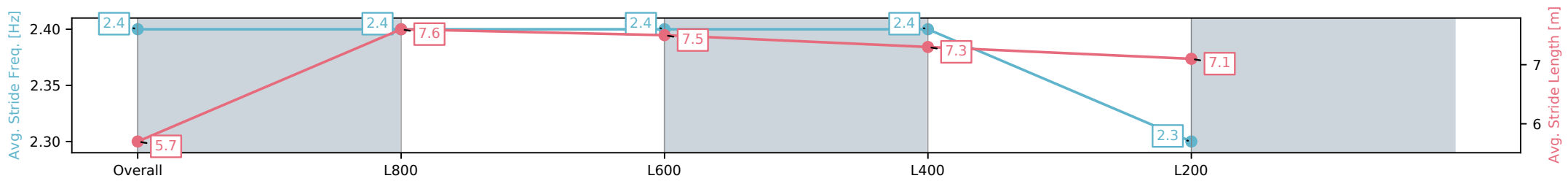
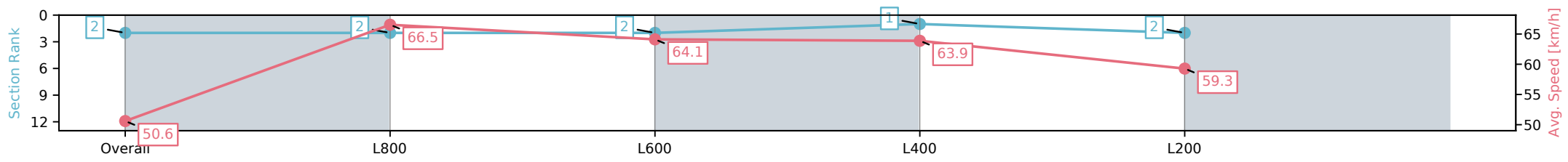
Morphettville Parks SA - Professional  
Race 2: Adelaide Galvanising Industries Two-Year-Old Plate  
- 1000m



26 December 2024 - 1:33PM

Track Rating: Good 4, Weather: Fine, Rail Position: +9m  
1000m-400m, +7m Remainder

Section	Overall	L800	L600	L400	L200
Section Times	0:59.86 [2] (0:14.25)	0:45.61 [2] (0:10.87)	0:34.74 [2] (0:11.32)	0:23.42 [1] (0:11.32)	0:12.10 [2] (0:12.10)
Average Speed [km/h]	50.6	66.5	64.1	63.9	59.3
Top Speed [km/h]	67.8	68.6	65.1	65.4	63.4
Avg. Dist. to Rail [m]	6.9	1.2	1.6	1.9	1.1
Avg. Stride Freq. [Hz]	2.4	2.4	2.4	2.4	2.3
Avg. Stride Length [m]	5.7	7.6	7.5	7.3	7.1



[ ] Ranking at each section and finish  
-:-:- No data available at this section  
NA No data available

Horse/Jockey Name	BLISS BOMB/Dom Tourneur
Finish Rank	3
Fastest Section Time (Section)	0:10.93 (L800)
Top Speed [km/h] (Section)	68.2 (Overall)
Race State	Finished



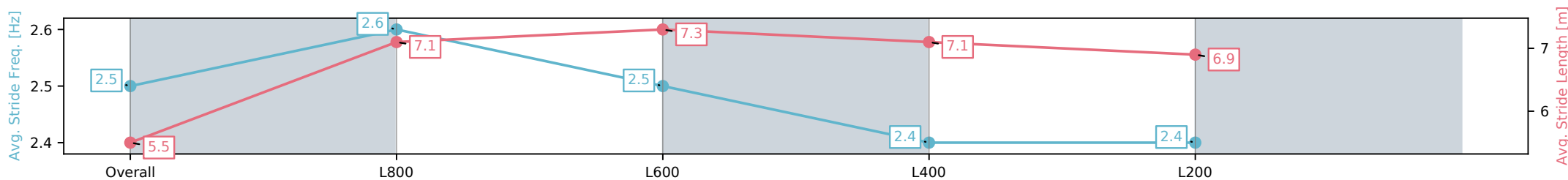
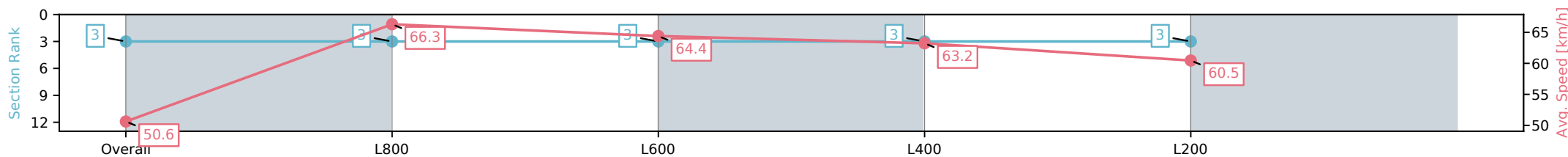
Morphettville Parks SA - Professional  
Race 2: Adelaide Galvanising Industries Two-Year-Old Plate  
- 1000m



26 December 2024 - 1:33PM

Track Rating: Good 4, Weather: Fine, Rail Position: +9m  
1000m-400m, +7m Remainder

Section	Overall	L800	L600	L400	L200
Section Times	0:59.89 [3] (0:14.27)	0:45.62 [3] (0:10.93)	0:34.69 [3] (0:11.36)	0:23.33 [3] (0:11.47)	0:11.86 [3] (0:11.86)
Average Speed [km/h]	50.6	66.3	64.4	63.2	60.5
Top Speed [km/h]	68.0	68.2	66.0	64.7	61.8
Avg. Dist. to Rail [m]	9.0	2.9	2.5	4.2	4.1
Avg. Stride Freq. [Hz]	2.5	2.6	2.5	2.4	2.4
Avg. Stride Length [m]	5.5	7.1	7.3	7.1	6.9



- [ ] Ranking at each section and finish
- :-:- No data available at this section
- NA No data available

Horse/Jockey Name	DAMPEN/Alana Livesey
Finish Rank	4
Fastest Section Time (Section)	0:11.13 (L800)
Top Speed [km/h] (Section)	68.2 (Overall)
Race State	Finished



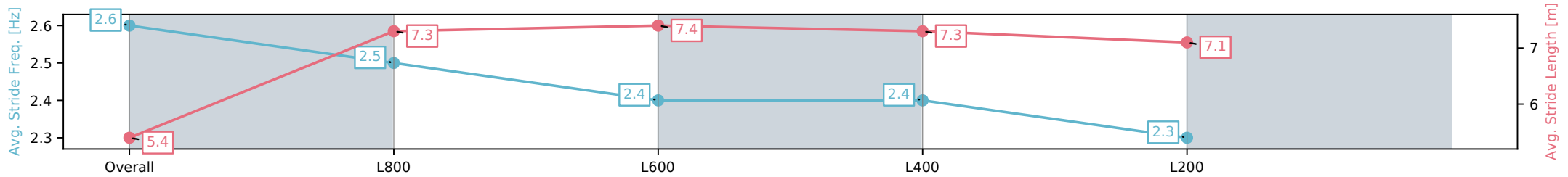
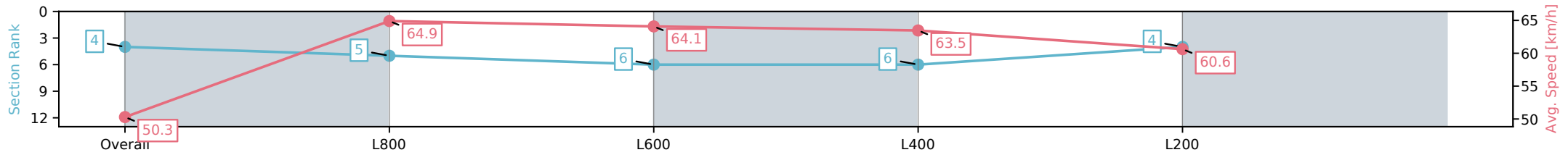
Morphettville Parks SA - Professional  
 Race 2: Adelaide Galvanising Industries Two-Year-Old Plate  
 - 1000m



26 December 2024 - 1:33PM

Track Rating: Good 4, Weather: Fine, Rail Position: +9m  
 1000m-400m, +7m Remainder

Section	Overall	L800	L600	L400	L200
Section Times	1:00.11 [4] (0:14.33)	0:45.78 [5] (0:11.13)	0:34.65 [6] (0:11.37)	0:23.28 [6] (0:11.45)	0:11.83 [4] (0:11.83)
Average Speed [km/h]	50.3	64.9	64.1	63.5	60.6
Top Speed [km/h]	68.2	67.3	65.1	65.0	62.9
Avg. Dist. to Rail [m]	2.9	0.8	2.2	3.1	1.8
Avg. Stride Freq. [Hz]	2.6	2.5	2.4	2.4	2.3
Avg. Stride Length [m]	5.4	7.3	7.4	7.3	7.1



- [ ] Ranking at each section and finish
- :-:- No data available at this section
- NA No data available

Horse/Jockey Name	MACCLESFIELD/Tala Hutchinson
Finish Rank	5
Fastest Section Time (Section)	0:10.93 (L800)
Top Speed [km/h] (Section)	69.9 (Overall)
Race State	Finished



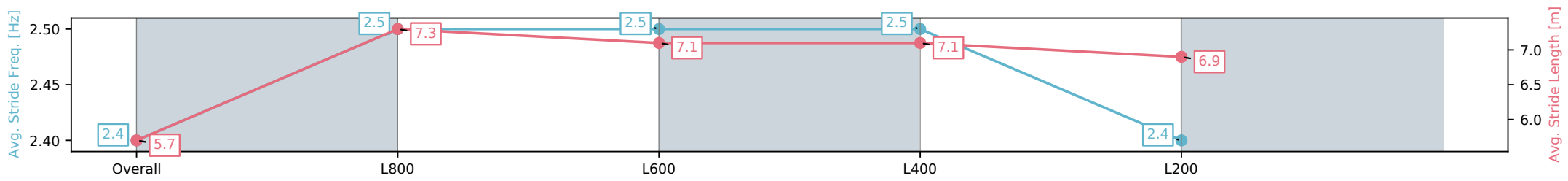
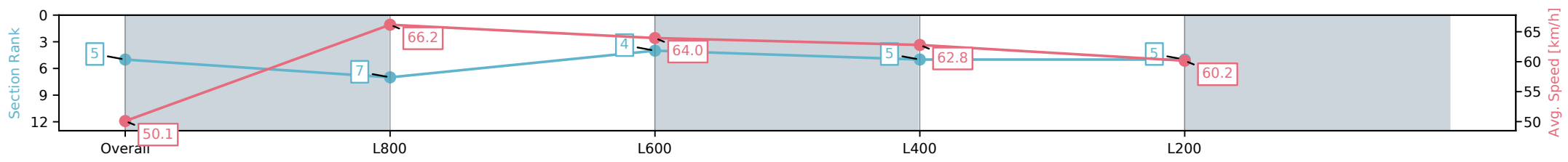
Morphettville Parks SA - Professional  
 Race 2: Adelaide Galvanising Industries Two-Year-Old Plate  
 - 1000m



26 December 2024 - 1:33PM

Track Rating: Good 4, Weather: Fine, Rail Position: +9m  
 1000m-400m, +7m Remainder

Section	Overall	L800	L600	L400	L200
Section Times	1:00.25 [5] (0:14.39)	0:45.86 [7] (0:10.93)	0:34.93 [4] (0:11.46)	0:23.47 [5] (0:11.54)	0:11.93 [5] (0:11.93)
Average Speed [km/h]	50.1	66.2	64.0	62.8	60.2
Top Speed [km/h]	69.9	69.7	65.3	64.6	62.6
Avg. Dist. to Rail [m]	4.0	1.6	3.1	2.4	1.4
Avg. Stride Freq. [Hz]	2.4	2.5	2.5	2.5	2.4
Avg. Stride Length [m]	5.7	7.3	7.1	7.1	6.9



[ ] Ranking at each section and finish  
 -:-:- No data available at this section  
 NA No data available

Horse/Jockey Name	TIPTOP TORI/Teagan Voorham
Finish Rank	6
Fastest Section Time (Section)	0:11.03 (L800)
Top Speed [km/h] (Section)	67.3 (Overall)
Race State	Finished



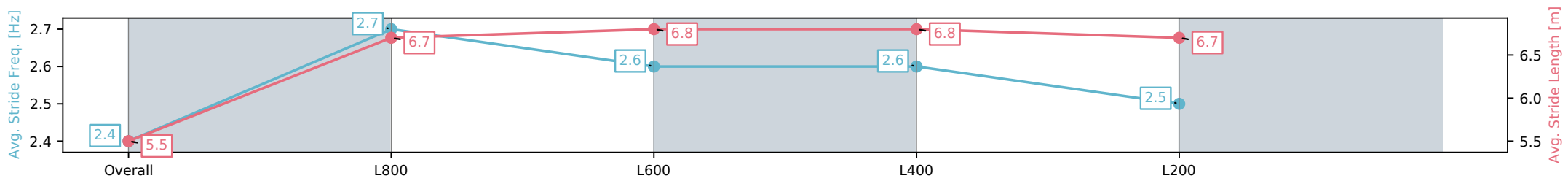
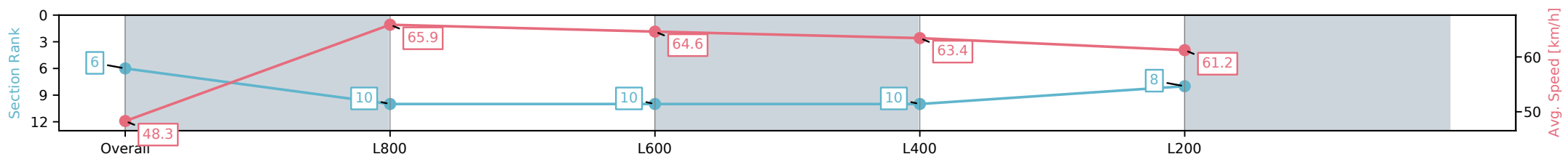
Morphettville Parks SA - Professional  
 Race 2: Adelaide Galvanising Industries Two-Year-Old Plate  
 - 1000m



26 December 2024 - 1:33PM

Track Rating: Good 4, Weather: Fine, Rail Position: +9m  
 1000m-400m, +7m Remainder

Section	Overall	L800	L600	L400	L200
Section Times	1:00.38 [6] (0:14.89)	0:45.49 [10] (0:11.03)	0:34.46 [10] (0:11.32)	0:23.14 [10] (0:11.41)	0:11.73 [8] (0:11.73)
Average Speed [km/h]	48.3	65.9	64.6	63.4	61.2
Top Speed [km/h]	67.1	67.3	65.5	64.5	62.8
Avg. Dist. to Rail [m]	7.8	2.7	2.6	3.4	1.4
Avg. Stride Freq. [Hz]	2.4	2.7	2.6	2.6	2.5
Avg. Stride Length [m]	5.5	6.7	6.8	6.8	6.7



[ ] Ranking at each section and finish  
 -:-:- No data available at this section  
 NA No data available

Horse/Jockey Name	PRETTY PERKY/Taylor Johnstone
Finish Rank	7
Fastest Section Time (Section)	0:11.07 (L800)
Top Speed [km/h] (Section)	67.4 (Overall)
Race State	Finished



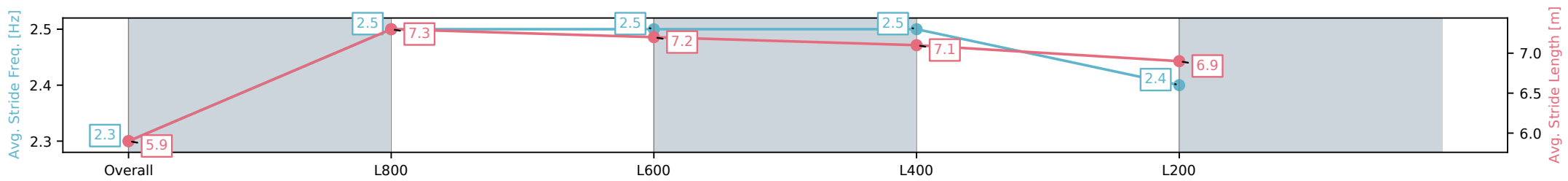
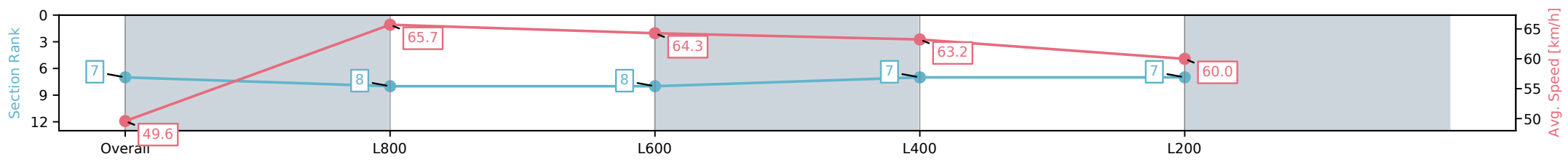
Morphettville Parks SA - Professional  
 Race 2: Adelaide Galvanising Industries Two-Year-Old Plate  
 - 1000m



26 December 2024 - 1:33PM

Track Rating: Good 4, Weather: Fine, Rail Position: +9m  
 1000m-400m, +7m Remainder

Section	Overall	L800	L600	L400	L200
Section Times	1:00.49 [7] (0:14.53)	0:45.96 [8] (0:11.07)	0:34.89 [8] (0:11.46)	0:23.43 [7] (0:11.48)	0:11.95 [7] (0:11.95)
Average Speed [km/h]	49.6	65.7	64.3	63.2	60.0
Top Speed [km/h]	67.4	67.3	65.8	64.4	62.7
Avg. Dist. to Rail [m]	6.4	3.4	4.0	5.0	5.9
Avg. Stride Freq. [Hz]	2.3	2.5	2.5	2.5	2.4
Avg. Stride Length [m]	5.9	7.3	7.2	7.1	6.9



[ ] Ranking at each section and finish  
 -:-:- No data available at this section  
 NA No data available



Horse/Jockey Name	OAK PARK MADDISON/Rochelle Milnes
Finish Rank	8
Fastest Section Time (Section)	0:11.10 (L800)
Top Speed [km/h] (Section)	67.3 (Overall)
Race State	Finished



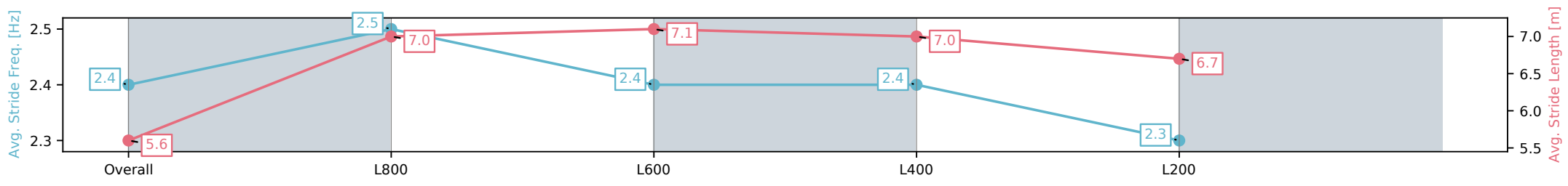
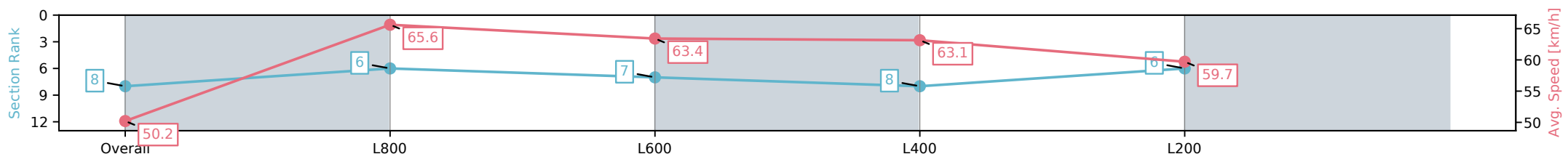
Morphettville Parks SA - Professional  
 Race 2: Adelaide Galvanising Industries Two-Year-Old Plate  
 - 1000m



26 December 2024 - 1:33PM

Track Rating: Good 4, Weather: Fine, Rail Position: +9m  
 1000m-400m, +7m Remainder

Section	Overall	L800	L600	L400	L200
Section Times	1:00.53 [8] (0:14.36)	0:46.17 [6] (0:11.10)	0:35.07 [7] (0:11.61)	0:23.46 [8] (0:11.45)	0:12.01 [6] (0:12.01)
Average Speed [km/h]	50.2	65.6	63.4	63.1	59.7
Top Speed [km/h]	67.3	67.3	64.6	64.2	62.2
Avg. Dist. to Rail [m]	6.9	4.2	3.5	3.3	3.3
Avg. Stride Freq. [Hz]	2.4	2.5	2.4	2.4	2.3
Avg. Stride Length [m]	5.6	7.0	7.1	7.0	6.7



[ ] Ranking at each section and finish  
 -:-:- No data available at this section  
 NA No data available

Horse/Jockey Name	BREAKFAST/Felicity Atkinson
Finish Rank	9
Fastest Section Time (Section)	0:11.07 (L800)
Top Speed [km/h] (Section)	66.4 (Overall)
Race State	Finished



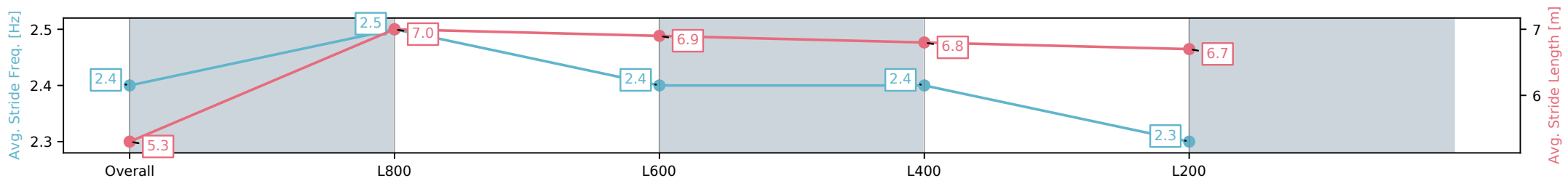
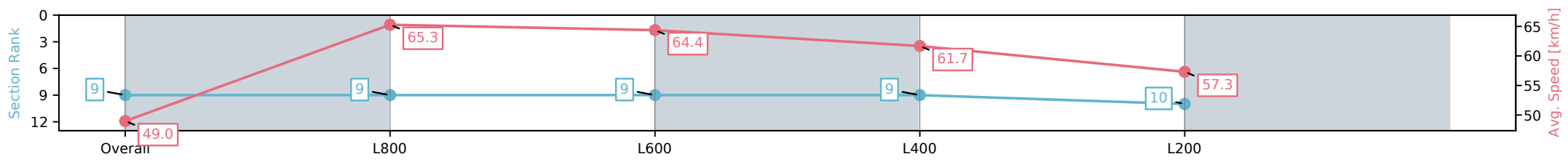
Morphettville Parks SA - Professional  
 Race 2: Adelaide Galvanising Industries Two-Year-Old Plate  
 - 1000m



26 December 2024 - 1:33PM

Track Rating: Good 4, Weather: Fine, Rail Position: +9m  
 1000m-400m, +7m Remainder

Section	Overall	L800	L600	L400	L200
Section Times	1:01.32 [9] (0:14.72)	0:46.60 [9] (0:11.07)	0:35.53 [9] (0:11.30)	0:24.23 [9] (0:11.72)	0:12.51 [10] (0:12.51)
Average Speed [km/h]	49.0	65.3	64.4	61.7	57.3
Top Speed [km/h]	65.6	66.4	64.9	63.0	59.9
Avg. Dist. to Rail [m]	3.4	1.1	1.8	2.2	2.6
Avg. Stride Freq. [Hz]	2.4	2.5	2.4	2.4	2.3
Avg. Stride Length [m]	5.3	7.0	6.9	6.8	6.7



[ ] Ranking at each section and finish  
 -:-:- No data available at this section  
 NA No data available

Horse/Jockey Name	OLDPOP/Ben Price
Finish Rank	10
Fastest Section Time (Section)	0:11.05 (L800)
Top Speed [km/h] (Section)	68.9 (Overall)
Race State	Finished



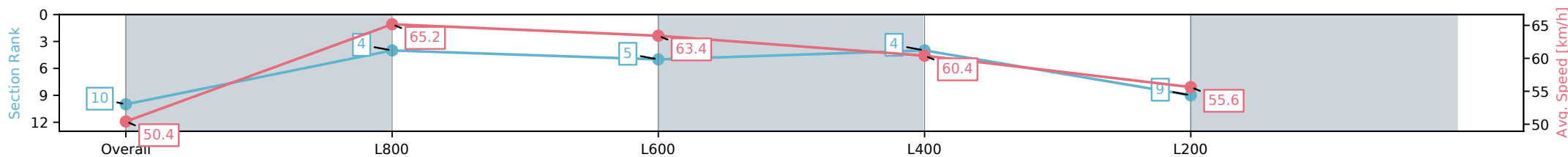
Morphettville Parks SA - Professional  
 Race 2: Adelaide Galvanising Industries Two-Year-Old Plate  
 - 1000m



26 December 2024 - 1:33PM

Track Rating: Good 4, Weather: Fine, Rail Position: +9m  
 1000m-400m, +7m Remainder

Section	Overall	L800	L600	L400	L200
Section Times	1:01.60 [10] (0:14.30)	0:47.30 [4] (0:11.05)	0:36.25 [5] (0:11.43)	0:24.82 [4] (0:11.94)	0:12.88 [9] (0:12.88)
Average Speed [km/h]	50.4	65.2	63.4	60.4	55.6
Top Speed [km/h]	68.6	68.9	64.3	62.6	58.2
Avg. Dist. to Rail [m]	2.0	0.6	1.2	0.6	0.3
Avg. Stride Freq. [Hz]	2.4	2.4	2.3	2.3	2.2
Avg. Stride Length [m]	5.8	7.5	7.5	7.3	6.9



- [ ] Ranking at each section and finish
- :-:- No data available at this section
- NA No data available