



RACINGSA

Morphettville SA

Race 1: Sportsbet Maiden Plate - 1050m

13 December 2024 - 2:52PM



Morphettville

Track Rating: Good 4, Weather: Fine, Rail Position: +11m Entire

Section								Overall	L1000	L800	L600	L400	L200		
Field Times								1:01.74 (0:05.96)	0:55.78 (0:10.66)	0:45.12 (0:10.37)	0:34.76 (0:10.71)	0:24.04 (0:11.71)	0:12.33 (0:12.33)	Margin	Distance Travelled From Winner [m]
Position	#	Horse/Jockey	Barrier	Top Speed [km/h]	Fastest Section	First 400m									
1	5	HIDDEN WITNESS Jacob Opperman	5	68.6 1000-800	0:10.69 800-600	0:25.39	1:01.74 (0:06.55)	0:55.19 [7] (0:10.85)	0:44.34 [7] (0:10.69)	0:33.65 [7] (0:10.90)	0:22.75 [6] (0:11.08)	0:11.67 [4] (0:11.67)	1:01.74		
2	7	RICH LADY Jake Toeroek	7	70.2 1000-800	0:10.49 800-600	0:24.61	1:02.06 (0:06.08)	0:55.98 [4] (0:10.66)	0:45.32 [2] (0:10.49)	0:34.83 [2] (0:10.82)	0:24.01 [2] (0:11.36)	0:12.65 [1] (0:12.65)	2.16L	+1	
3	8	SUPREME VALKYRIE Dom Tourneur	4	68.6 1200-1000	0:10.67 800-600	0:25.21	1:02.28 (0:06.31)	0:55.97 [6] (0:10.84)	0:45.13 [6] (0:10.67)	0:34.46 [5] (0:10.99)	0:23.47 [4] (0:11.26)	0:12.21 [5] (0:12.21)	3.59L	+1	
4	1	RADIANT KNIGHT Jessica Tzaferis	3	68.9 1000-800	0:10.53 800-600	0:24.92	1:02.36 (0:05.98)	0:56.38 [3] (0:10.95)	0:45.43 [4] (0:10.53)	0:34.90 [3] (0:11.05)	0:23.85 [3] (0:11.49)	0:12.36 [3] (0:12.36)	4.12L	+1	
5	3	CARIBBEAN BREEZE Taylor Johnstone	2	71.3 1000-800	0:10.37 800-600	0:24.48	1:02.43 (0:05.96)	0:56.47 [1] (0:10.65)	0:45.82 [1] (0:10.37)	0:35.45 [1] (0:10.72)	0:24.73 [1] (0:11.81)	0:12.92 [2] (0:12.92)	4.58L	+0	
6	6	ON THE LIST Alan Lai	6	68.3 1000-800	0:10.77 800-600	0:25.25	1:02.92 (0:06.11)	0:56.81 [5] (0:10.99)	0:45.82 [5] (0:10.77)	0:35.05 [6] (0:11.21)	0:23.84 [7] (0:11.75)	0:12.09 [7] (0:12.09)	7.87L	+4	
7	4	CRACKLING ROYALE Felicity Atkinson	1	68.6 1000-800	0:10.73 800-600	0:24.91	1:03.28 (0:05.97)	0:57.31 [2] (0:10.87)	0:46.44 [3] (0:10.73)	0:35.71 [4] (0:11.24)	0:24.47 [4] (0:11.85)	0:12.62 [6] (0:12.62)	10.24L	+2	

Scratched: Twilight Knight (#2)

- [] Position in running at each section and finish
- #: Saddle cloth number
- :--:-- No data available at this section
- DNF Did not finish
- NA No data available
- DNT Did not track
- █ Background shading for fastest section

Horse/Jockey Name	HIDDEN WITNESS/Jacob Opperman
Finish Rank	1
Fastest Section Time (Section)	0:10.69 (L800)
Top Speed [km/h] (Section)	68.6 (L1000)
Race State	Finished



Morphettville SA - Professional

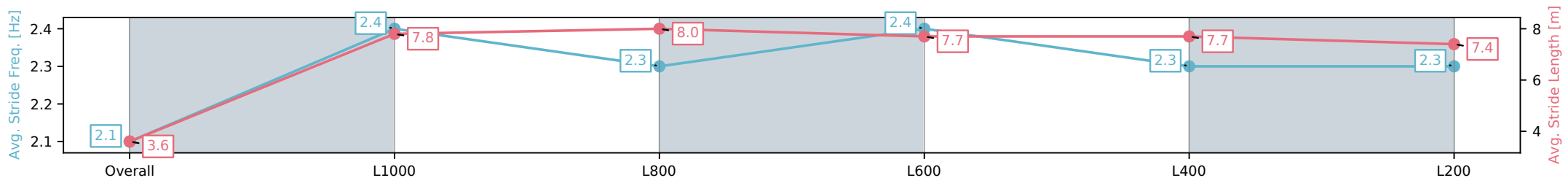
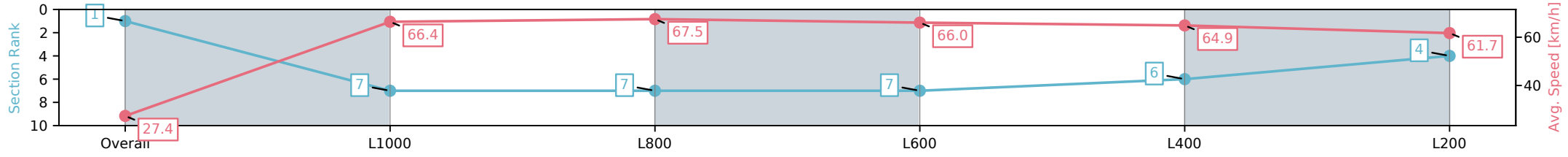
Race 1: Sportsbet Maiden Plate - 1050m

13 December 2024 - 2:52PM

Track Rating: Good 4, Weather: Fine, Rail Position: +11m Entire



Section	Overall	L1000	L800	L600	L400	L200
Section Times	1:01.74 [1] (0:06.55)	0:55.19 [7] (0:10.85)	0:44.34 [7] (0:10.69)	0:33.65 [7] (0:10.90)	0:22.75 [6] (0:11.08)	0:11.67 [4] (0:11.67)
Average Speed [km/h]	27.4	66.4	67.5	66.0	64.9	61.7
Top Speed [km/h]	59.1	68.3	68.6	67.1	65.3	65.0
Avg. Dist. to Rail [m]	5.1	1.6	0.6	0.4	0.3	1.7
Avg. Stride Freq. [Hz]	2.1	2.4	2.3	2.4	2.3	2.3
Avg. Stride Length [m]	3.6	7.8	8.0	7.7	7.7	7.4



[] Ranking at each section and finish
 -:-:- No data available at this section
 NA No data available

Horse/Jockey Name	RICH LADY/Jake Toeroek
Finish Rank	2
Fastest Section Time (Section)	0:10.49 (L800)
Top Speed [km/h] (Section)	70.2 (L1000)
Race State	Finished



Morphettville SA - Professional

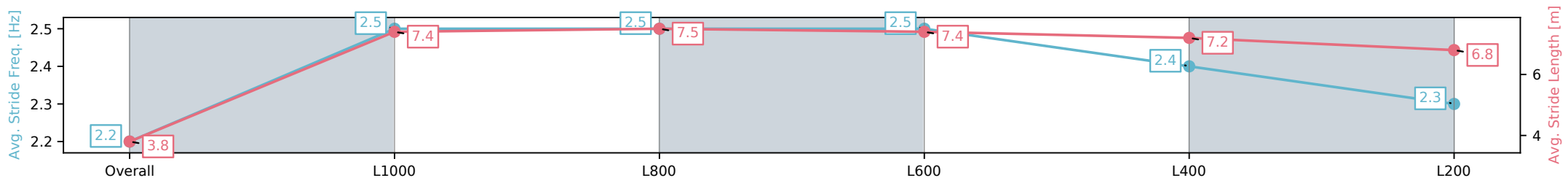
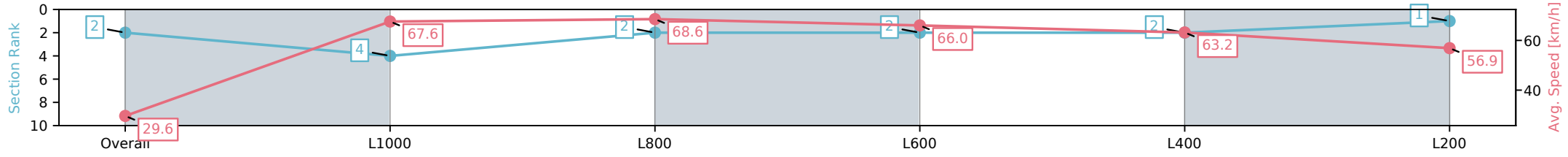
Race 1: Sportsbet Maiden Plate - 1050m

13 December 2024 - 2:52PM

Track Rating: Good 4, Weather: Fine, Rail Position: +11m Entire



Section	Overall	L1000	L800	L600	L400	L200
Section Times	1:02.06 [2] (0:06.08)	0:55.98 [4] (0:10.66)	0:45.32 [2] (0:10.49)	0:34.83 [2] (0:10.82)	0:24.01 [2] (0:11.36)	0:12.65 [1] (0:12.65)
Average Speed [km/h]	29.6	67.6	68.6	66.0	63.2	56.9
Top Speed [km/h]	59.1	70.2	70.2	67.3	64.9	59.9
Avg. Dist. to Rail [m]	5.6	0.9	0.3	1.3	1.8	0.6
Avg. Stride Freq. [Hz]	2.2	2.5	2.5	2.5	2.4	2.3
Avg. Stride Length [m]	3.8	7.4	7.5	7.4	7.2	6.8



[] Ranking at each section and finish
 -:-:- No data available at this section
 NA No data available

Horse/Jockey Name	SUPREME VALKYRIE/Dom Tourneur
Finish Rank	3
Fastest Section Time (Section)	0:10.67 (L800)
Top Speed [km/h] (Section)	68.6 (Overall)
Race State	Finished



Morphettville SA - Professional

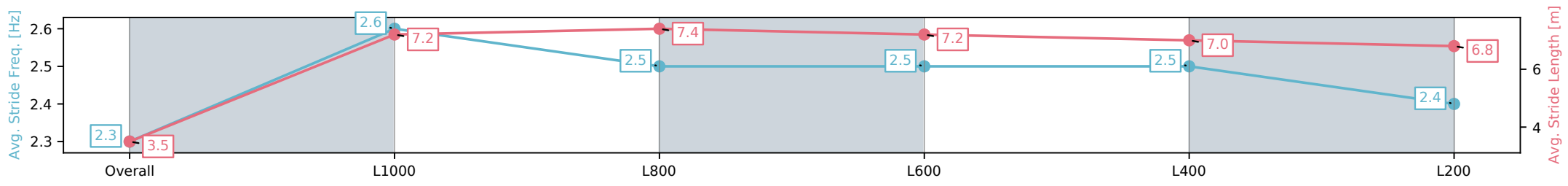
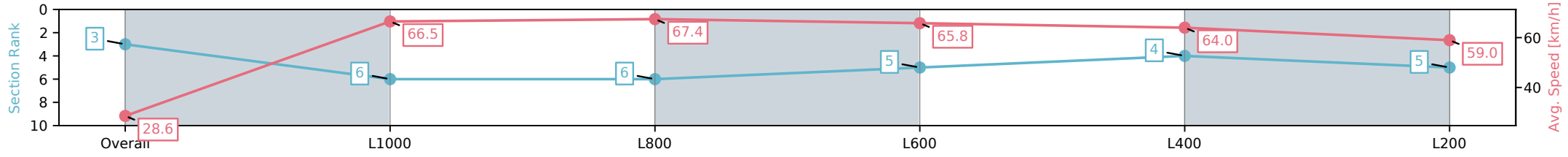
Race 1: Sportsbet Maiden Plate - 1050m

13 December 2024 - 2:52PM

Track Rating: Good 4, Weather: Fine, Rail Position: +11m Entire



Section	Overall	L1000	L800	L600	L400	L200
Section Times	1:02.28 [3] (0:06.31)	0:55.97 [6] (0:10.84)	0:45.13 [6] (0:10.67)	0:34.46 [5] (0:10.99)	0:23.47 [4] (0:11.26)	0:12.21 [5] (0:12.21)
Average Speed [km/h]	28.6	66.5	67.4	65.8	64.0	59.0
Top Speed [km/h]	57.7	68.6	68.4	66.2	65.3	62.3
Avg. Dist. to Rail [m]	4.8	1.3	0.5	0.7	1.2	2.5
Avg. Stride Freq. [Hz]	2.3	2.6	2.5	2.5	2.5	2.4
Avg. Stride Length [m]	3.5	7.2	7.4	7.2	7.0	6.8



[] Ranking at each section and finish
 -:-:- No data available at this section
 NA No data available

Horse/Jockey Name	RADIANT KNIGHT/Jessica Tzaferis
Finish Rank	4
Fastest Section Time (Section)	0:10.53 (L800)
Top Speed [km/h] (Section)	68.9 (L1000)
Race State	Finished



Morphettville SA - Professional

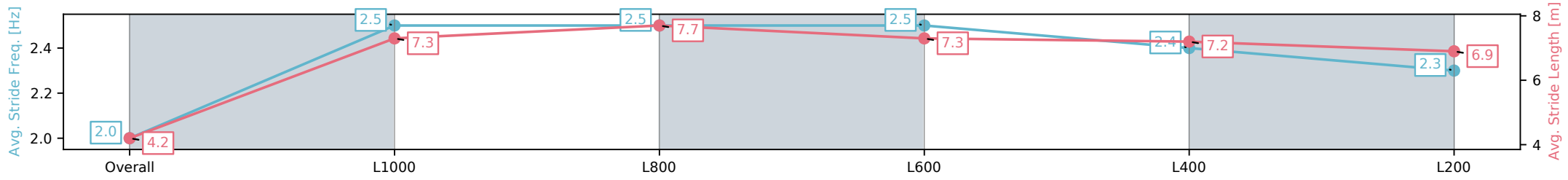
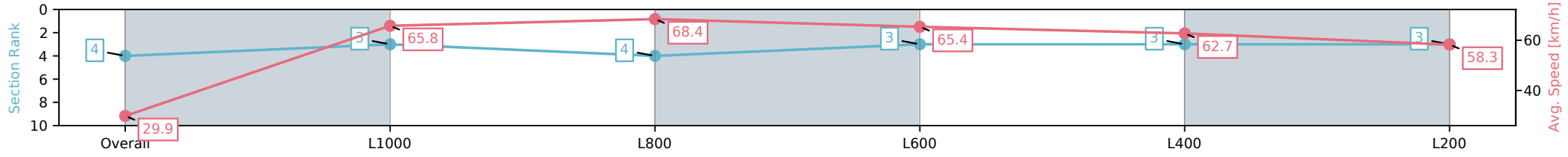
Race 1: Sportsbet Maiden Plate - 1050m

13 December 2024 - 2:52PM

Track Rating: Good 4, Weather: Fine, Rail Position: +11m Entire



Section	Overall	L1000	L800	L600	L400	L200
Section Times	1:02.36 [4] (0:05.98)	0:56.38 [3] (0:10.95)	0:45.43 [4] (0:10.53)	0:34.90 [3] (0:11.05)	0:23.85 [3] (0:11.49)	0:12.36 [3] (0:12.36)
Average Speed [km/h]	29.9	65.8	68.4	65.4	62.7	58.3
Top Speed [km/h]	58.3	68.2	68.9	68.2	64.3	61.9
Avg. Dist. to Rail [m]	4.0	1.0	0.4	0.7	2.0	2.8
Avg. Stride Freq. [Hz]	2.0	2.5	2.5	2.5	2.4	2.3
Avg. Stride Length [m]	4.2	7.3	7.7	7.3	7.2	6.9



[] Ranking at each section and finish
 -:-:- No data available at this section
 NA No data available

Horse/Jockey Name	CARIBBEAN BREEZE/Taylor Johnstone
Finish Rank	5
Fastest Section Time (Section)	0:10.37 (L800)
Top Speed [km/h] (Section)	71.3 (L1000)
Race State	Finished



Morphettville SA - Professional

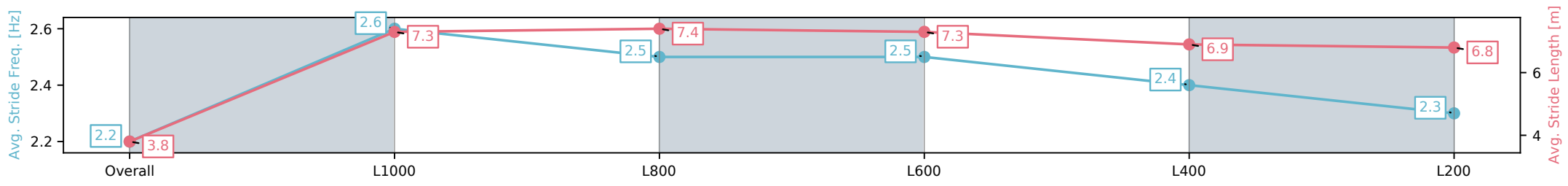
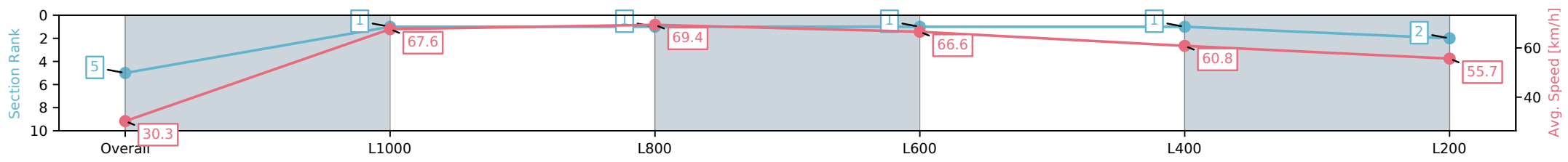
Race 1: Sportsbet Maiden Plate - 1050m

13 December 2024 - 2:52PM

Track Rating: Good 4, Weather: Fine, Rail Position: +11m Entire



Section	Overall	L1000	L800	L600	L400	L200
Section Times	1:02.43 [5] (0:05.96)	0:56.47 [1] (0:10.65)	0:45.82 [1] (0:10.37)	0:35.45 [1] (0:10.72)	0:24.73 [1] (0:11.81)	0:12.92 [2] (0:12.92)
Average Speed [km/h]	30.3	67.6	69.4	66.6	60.8	55.7
Top Speed [km/h]	58.4	70.4	71.3	69.0	64.5	58.6
Avg. Dist. to Rail [m]	3.1	0.4	0.3	1.7	1.5	0.4
Avg. Stride Freq. [Hz]	2.2	2.6	2.5	2.5	2.4	2.3
Avg. Stride Length [m]	3.8	7.3	7.4	7.3	6.9	6.8



[] Ranking at each section and finish
 -:-:- No data available at this section
 NA No data available

Horse/Jockey Name	ON THE LIST/Alan Lai
Finish Rank	6
Fastest Section Time (Section)	0:10.77 (L800)
Top Speed [km/h] (Section)	68.3 (L1000)
Race State	Finished



Morphettville SA - Professional

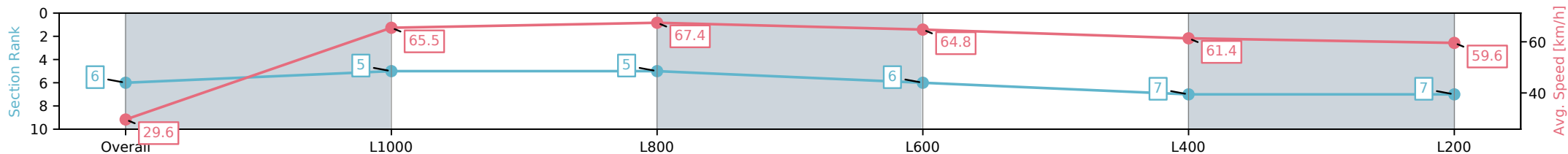
Race 1: Sportsbet Maiden Plate - 1050m

13 December 2024 - 2:52PM

Track Rating: Good 4, Weather: Fine, Rail Position: +11m Entire



Section	Overall	L1000	L800	L600	L400	L200
Section Times	1:02.92 [6] (0:06.11)	0:56.81 [5] (0:10.99)	0:45.82 [5] (0:10.77)	0:35.05 [6] (0:11.21)	0:23.84 [7] (0:11.75)	0:12.09 [7] (0:12.09)
Average Speed [km/h]	29.6	65.5	67.4	64.8	61.4	59.6
Top Speed [km/h]	58.6	67.9	68.3	66.7	63.8	60.7
Avg. Dist. to Rail [m]	6.3	2.3	2.1	2.0	1.1	2.7
Avg. Stride Freq. [Hz]	2.4	2.5	2.4	2.4	2.3	2.3
Avg. Stride Length [m]	3.5	7.3	7.7	7.5	7.4	7.3



- [] Ranking at each section and finish
- :-:- No data available at this section
- NA No data available

Horse/Jockey Name	CRACKLING ROYALE/Felicity Atkinson
Finish Rank	7
Fastest Section Time (Section)	0:10.73 (L800)
Top Speed [km/h] (Section)	68.6 (L1000)
Race State	Finished



Morphettville SA - Professional

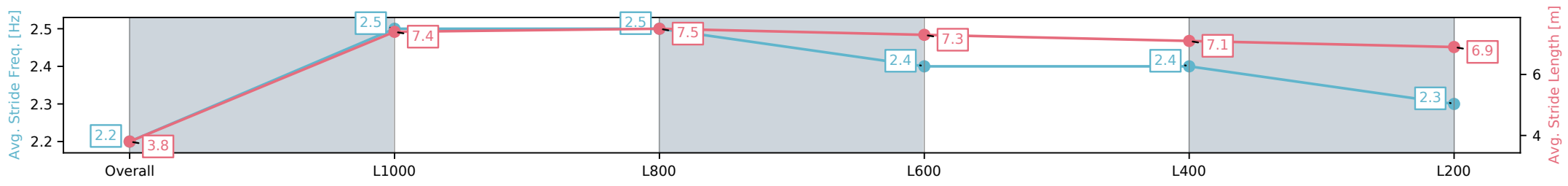
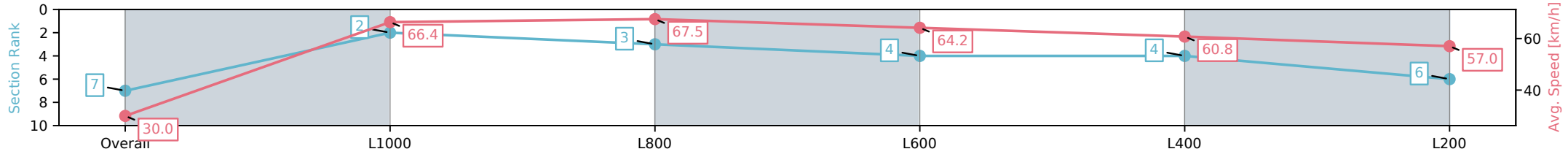
Race 1: Sportsbet Maiden Plate - 1050m

13 December 2024 - 2:52PM

Track Rating: Good 4, Weather: Fine, Rail Position: +11m Entire



Section	Overall	L1000	L800	L600	L400	L200
Section Times	1:03.28 [7] (0:05.97)	0:57.31 [2] (0:10.87)	0:46.44 [3] (0:10.73)	0:35.71 [4] (0:11.24)	0:24.47 [4] (0:11.85)	0:12.62 [6] (0:12.62)
Average Speed [km/h]	30.0	66.4	67.5	64.2	60.8	57.0
Top Speed [km/h]	57.6	68.2	68.6	66.0	61.8	59.9
Avg. Dist. to Rail [m]	3.2	0.6	1.6	0.8	0.5	1.9
Avg. Stride Freq. [Hz]	2.2	2.5	2.5	2.4	2.4	2.3
Avg. Stride Length [m]	3.8	7.4	7.5	7.3	7.1	6.9



[] Ranking at each section and finish
 -:-:- No data available at this section
 NA No data available