



RACINGSA

# Morphettville Parks SA

Race 2: PFD Food Services Handicap (Heat of Sportsbet Rebel Raider Series) - 1250m

16 November 2024 - 1:44PM

Track Rating: Good 4, Weather: Fine, Rail Position: True



Morphettville

Section Field Times							Overall	L1000	L800	L600	L400	L200		
							1:14.49 (0:16.47)	0:58.03 (0:11.28)	0:46.75 (0:11.75)	0:35.00 (0:11.55)	0:23.45 (0:11.35)	0:12.10 (0:12.10)		
Position	#	Horse/Jockey	Barrier	Top Speed [km/h]	Fastest Section	First 400m						Margin	Distance Travelled From Winner [m]	
1	3	<b>DANCING STORM</b> Manoel Nunes	2	67.2 1400-1200	0:11.28 1000-800	0:24.88	1:14.49 (0:16.46)	0:58.03 [1] (0:11.28)	0:46.74 [2] (0:11.75)	0:34.99 [2] (0:11.54)	0:23.45 [1] (0:11.35)	0:12.10 [1] (0:12.10)	1:14.49	
2	6	<b>SNORE ROOM</b> Alana Livesey	3	66.6 1400-1200	0:11.27 1000-800	0:25.10	1:14.72 (0:16.70)	0:58.02 [4] (0:11.27)	0:46.75 [3] (0:11.75)	0:35.00 [3] (0:11.60)	0:23.40 [3] (0:11.30)	0:12.10 [2] (0:12.10)	1.5L	+1
3	2	<b>PURE AQUA</b> Jake Toeroek	6	66.4 800-600	0:11.15 400-200	0:25.44	1:14.72 (0:16.84)	0:57.88 [5] (0:11.53)	0:46.35 [5] (0:11.65)	0:34.70 [5] (0:11.48)	0:23.22 [5] (0:11.15)	0:12.07 [4] (0:12.07)	1.52L	+7
4	4	<b>ROYAL MAJESTY</b> Ben Price	4	65.9 1400-1200	0:11.21 400-200	0:25.20	1:14.83 (0:16.68)	0:58.15 [3] (0:11.44)	0:46.71 [4] (0:11.71)	0:35.00 [4] (0:11.62)	0:23.38 [4] (0:11.21)	0:12.17 [5] (0:12.17)	2.2L	+6
5	1	<b>COLMAR</b> Samuel Payne	5	68.6 1400-1200	0:11.23 1000-800	0:24.81	1:15.17 (0:16.51)	0:58.66 [2] (0:11.23)	0:47.43 [1] (0:11.75)	0:35.68 [1] (0:11.67)	0:24.01 [2] (0:11.47)	0:12.54 [3] (0:12.54)	4.37L	+3

Scratched: Sav On Ice (#5)

- [ ] Position in running at each section and finish
- #: Saddle cloth number
- :--:-- No data available at this section
- DNF Did not finish
- NA No data available
- DNT Did not track
- █ Background shading for fastest section

Horse/Jockey Name	DANCING STORM/Manoel Nunes
Finish Rank	1
Fastest Section Time (Section)	0:11.28 (L800)
Top Speed [km/h] (Section)	67.2 (Overall)
Race State	Finished



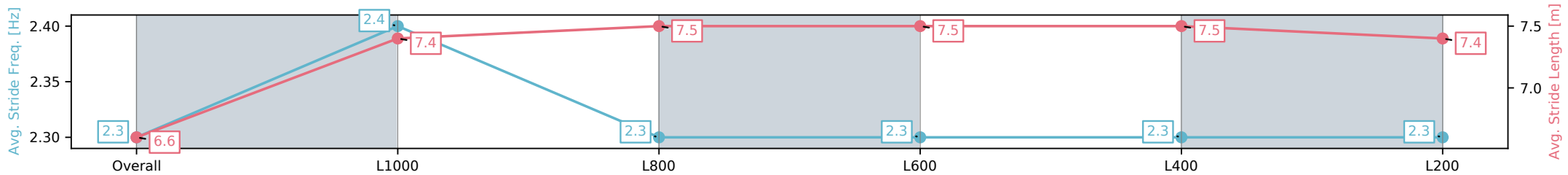
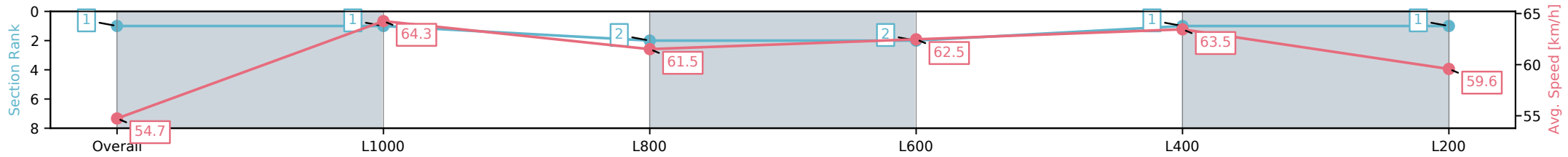
Morphettville Parks SA - Professional  
 Race 2: PFD Food Services Handicap (Heat of Sportsbet Rebel Raider Series) - 1250m



16 November 2024 - 1:44PM

Track Rating: Good 4, Weather: Fine, Rail Position: True

Section	Overall	L1000	L800	L600	L400	L200
Section Times	1:14.49 [1] (0:16.46)	0:58.03 [1] (0:11.28)	0:46.74 [2] (0:11.75)	0:34.99 [2] (0:11.54)	0:23.45 [1] (0:11.35)	0:12.10 [1] (0:12.10)
Average Speed [km/h]	54.7	64.3	61.5	62.5	63.5	59.6
Top Speed [km/h]	67.1	67.2	63.0	64.1	65.3	62.4
Avg. Dist. to Rail [m]	1.4	1.7	1.4	0.5	0.9	1.1
Avg. Stride Freq. [Hz]	2.3	2.4	2.3	2.3	2.3	2.3
Avg. Stride Length [m]	6.6	7.4	7.5	7.5	7.5	7.4



[ ] Ranking at each section and finish  
 -:-:- No data available at this section  
 NA No data available

Horse/Jockey Name	SNORE ROOM/Alana Livesey
Finish Rank	2
Fastest Section Time (Section)	0:11.27 (L800)
Top Speed [km/h] (Section)	66.6 (Overall)
Race State	Finished



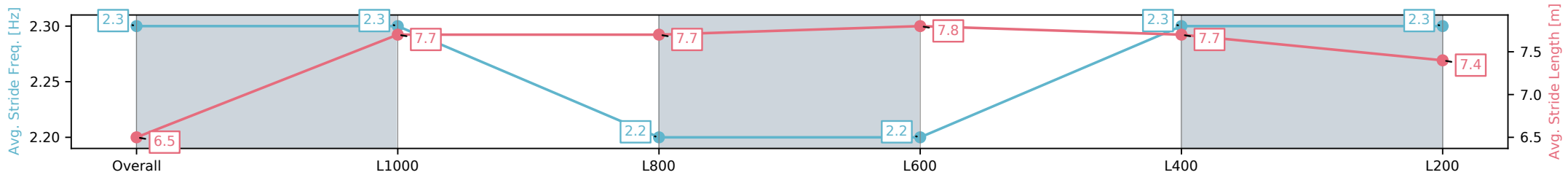
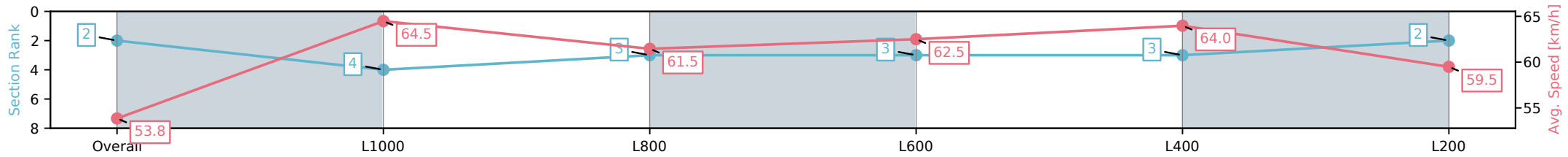
Morphettville Parks SA - Professional  
 Race 2: PFD Food Services Handicap (Heat of Sportsbet Rebel Raider Series) - 1250m



16 November 2024 - 1:44PM

Track Rating: Good 4, Weather: Fine, Rail Position: True

Section	Overall	L1000	L800	L600	L400	L200
Section Times	1:14.72 [2] (0:16.70)	0:58.02 [4] (0:11.27)	0:46.75 [3] (0:11.75)	0:35.00 [3] (0:11.60)	0:23.40 [3] (0:11.30)	0:12.10 [2] (0:12.10)
Average Speed [km/h]	53.8	64.5	61.5	62.5	64.0	59.5
Top Speed [km/h]	66.6	66.4	63.7	64.1	65.0	62.9
Avg. Dist. to Rail [m]	2.1	1.5	1.1	1.3	1.4	2.1
Avg. Stride Freq. [Hz]	2.3	2.3	2.2	2.2	2.3	2.3
Avg. Stride Length [m]	6.5	7.7	7.7	7.8	7.7	7.4



[ ] Ranking at each section and finish  
 -:-:- No data available at this section  
 NA No data available

Horse/Jockey Name	PURE AQUA/Jake Toeroek
Finish Rank	3
Fastest Section Time (Section)	0:11.15 (L200)
Top Speed [km/h] (Section)	66.4 (L600)
Race State	Finished



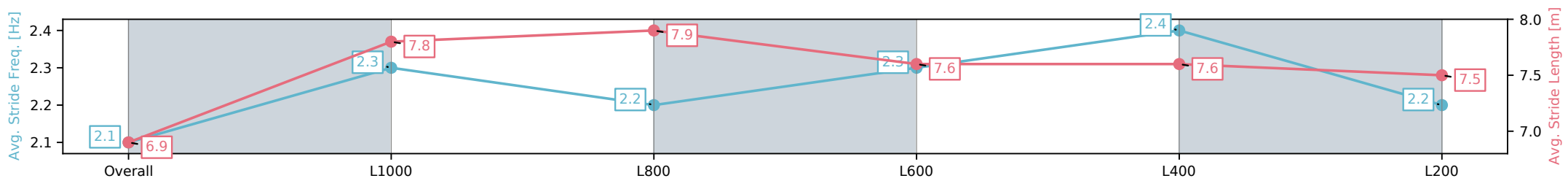
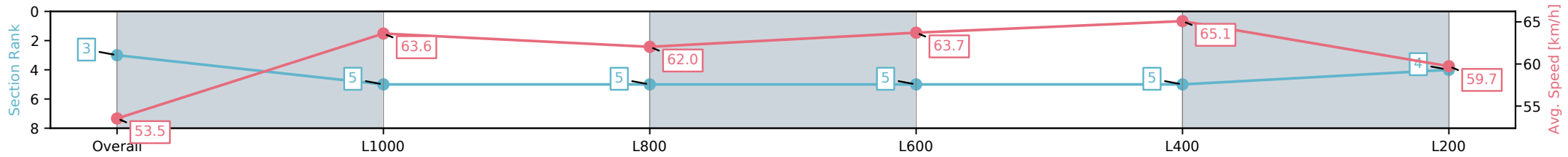
Morphettville Parks SA - Professional  
 Race 2: PFD Food Services Handicap (Heat of Sportsbet Rebel Raider Series) - 1250m



16 November 2024 - 1:44PM

Track Rating: Good 4, Weather: Fine, Rail Position: True

Section	Overall	L1000	L800	L600	L400	L200
Section Times	1:14.72 [3] (0:16.84)	0:57.88 [5] (0:11.53)	0:46.35 [5] (0:11.65)	0:34.70 [5] (0:11.48)	0:23.22 [5] (0:11.15)	0:12.07 [4] (0:12.07)
Average Speed [km/h]	53.5	63.6	62.0	63.7	65.1	59.7
Top Speed [km/h]	65.1	64.5	63.3	66.1	66.4	63.9
Avg. Dist. to Rail [m]	3.7	3.2	2.6	2.7	4.9	4.5
Avg. Stride Freq. [Hz]	2.1	2.3	2.2	2.3	2.4	2.2
Avg. Stride Length [m]	6.9	7.8	7.9	7.6	7.6	7.5



[ ] Ranking at each section and finish  
 -:-:- No data available at this section  
 NA No data available

Horse/Jockey Name	ROYAL MAJESTY/Ben Price
Finish Rank	4
Fastest Section Time (Section)	0:11.21 (L200)
Top Speed [km/h] (Section)	65.9 (Overall)
Race State	Finished



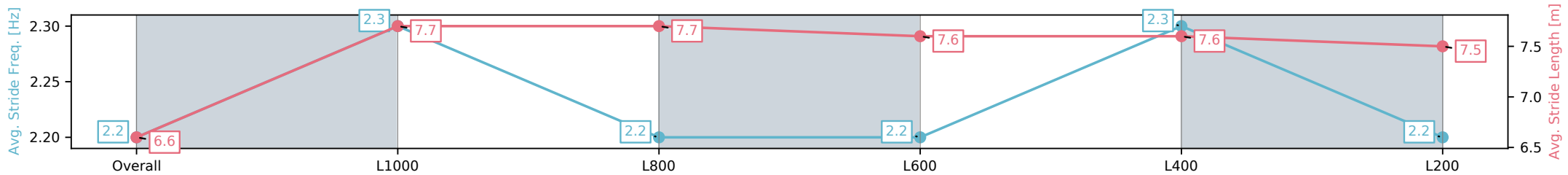
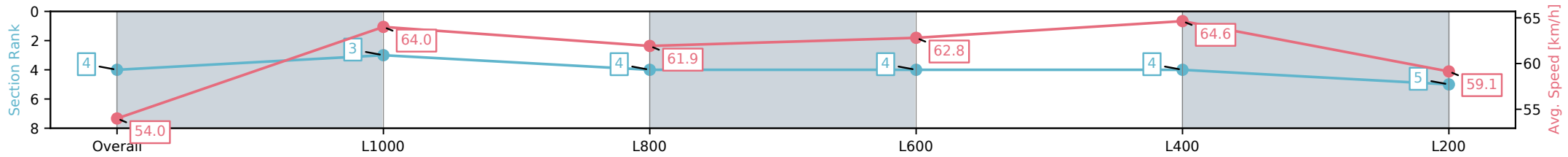
Morphettville Parks SA - Professional  
 Race 2: PFD Food Services Handicap (Heat of Sportsbet Rebel Raider Series) - 1250m



16 November 2024 - 1:44PM

Track Rating: Good 4, Weather: Fine, Rail Position: True

Section	Overall	L1000	L800	L600	L400	L200
Section Times	1:14.83 [4] (0:16.68)	0:58.15 [3] (0:11.44)	0:46.71 [4] (0:11.71)	0:35.00 [4] (0:11.62)	0:23.38 [4] (0:11.21)	0:12.17 [5] (0:12.17)
Average Speed [km/h]	54.0	64.0	61.9	62.8	64.6	59.1
Top Speed [km/h]	65.3	65.9	63.2	65.6	65.2	63.1
Avg. Dist. to Rail [m]	2.9	3.2	2.7	2.4	3.9	4.7
Avg. Stride Freq. [Hz]	2.2	2.3	2.2	2.2	2.3	2.2
Avg. Stride Length [m]	6.6	7.7	7.7	7.6	7.6	7.5



[ ] Ranking at each section and finish  
 -:-:- No data available at this section  
 NA No data available

Horse/Jockey Name	COLMAR/Samuel Payne
Finish Rank	5
Fastest Section Time (Section)	0:11.23 (L800)
Top Speed [km/h] (Section)	68.6 (Overall)
Race State	Finished



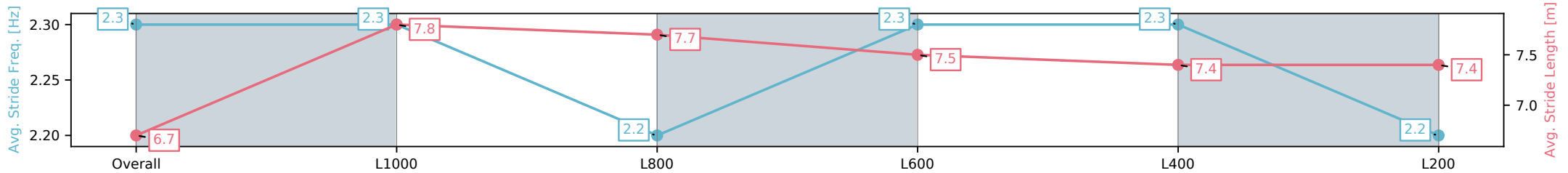
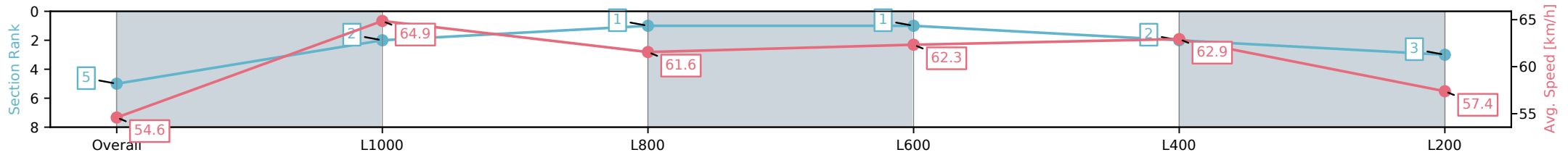
Morphettville Parks SA - Professional  
 Race 2: PFD Food Services Handicap (Heat of Sportsbet Rebel Raider Series) - 1250m



16 November 2024 - 1:44PM

Track Rating: Good 4, Weather: Fine, Rail Position: True

Section	Overall	L1000	L800	L600	L400	L200
Section Times	1:15.17 [5] (0:16.51)	0:58.66 [2] (0:11.23)	0:47.43 [1] (0:11.75)	0:35.68 [1] (0:11.67)	0:24.01 [2] (0:11.47)	0:12.54 [3] (0:12.54)
Average Speed [km/h]	54.6	64.9	61.6	62.3	62.9	57.4
Top Speed [km/h]	68.6	68.3	63.1	63.8	65.2	61.2
Avg. Dist. to Rail [m]	3.8	2.2	2.3	1.7	2.4	2.5
Avg. Stride Freq. [Hz]	2.3	2.3	2.2	2.3	2.3	2.2
Avg. Stride Length [m]	6.7	7.8	7.7	7.5	7.4	7.4



- [ ] Ranking at each section and finish
- :-:- No data available at this section
- NA No data available