



RACINGSA

# Morphettville Parks SA

Race 1: Thomas Farms Handicap (Heat of Sportsbet Happy Trails Series) - 1550m

16 November 2024 - 1:07PM

Track Rating: Good 4, Weather: Fine, Rail Position: True



Morphettville

Section								Overall	L1400	L1200	L1000	L800	L600		
Field Times								1:33.38 (0:11.47)	1:21.91 (0:11.36)	1:10.55 (0:11.80)	0:58.76 (0:12.01)	0:46.74 (0:11.74)	0:35.01 (0:11.81)		
Position	#	Horse/Jockey	Barrier	Top Speed [km/h]	Fastest Section	First 400m									Distance Travelled From Winner [m]
1	3	<b>JENKINS</b> Lachlan Neindorf	4	65.0 600-400	0:11.28 1400-1200	0:26.17	1:33.38 (0:11.99)	1:21.39 [5] (0:11.28)	1:10.10 [5] (0:11.83)	0:58.27 [5] (0:12.12)	0:46.15 [5] (0:11.73)	0:34.42 [5] (0:11.50)			
2	1	<b>ROYAL MILE</b> Kayla Crowther	5	64.6 1400-1200	0:11.27 1400-1200	0:26.04	1:33.84 (0:11.88)	1:21.96 [4] (0:11.27)	1:10.69 [3] (0:11.72)	0:58.97 [3] (0:12.11)	0:46.86 [3] (0:11.76)	0:35.10 [3] (0:11.68)		-4	
3	4	<b>FRANCE'S BOY</b> Zoe Lloyd	1	64.1 1400-1200	0:11.40 1400-1200	0:25.83	1:34.31 (0:11.53)	1:22.78 [2] (0:11.40)	1:11.38 [2] (0:11.70)	0:59.68 [2] (0:12.00)	0:47.68 [1] (0:11.74)	0:35.94 [1] (0:11.81)		-8	
4	5	<b>ICHIBANSAN</b> Alan Lai	3	63.9 1400-1200	0:11.40 1400-1200	0:26.10	1:34.39 (0:11.85)	1:22.54 [3] (0:11.40)	1:11.14 [4] (0:11.67)	0:59.47 [4] (0:12.08)	0:47.39 [4] (0:11.78)	0:35.61 [4] (0:11.78)		-8	
5	6	<b>MARINA</b> Alana Livesey	2	64.1 1400-1200	0:11.35 1400-1200	0:25.78	1:35.42 (0:11.47)	1:23.95 [1] (0:11.35)	1:12.60 [1] (0:11.80)	1:00.80 [1] (0:12.10)	0:48.70 [2] (0:11.74)	0:36.96 [2] (0:11.88)		-6	

Scratched: Eye Of The Eagle (#2)

- [ ] Position in running at each section and finish
- #: Saddle cloth number
- :--:-- No data available at this section
- DNF Did not finish
- NA No data available
- DNT Did not track
- █ Background shading for fastest section



RACINGSA

# Morphettville Parks SA

Race 1: Thomas Farms Handicap (Heat of Sportsbet Happy Trails Series) - 1550m

16 November 2024 - 1:07PM

Track Rating: Good 4, Weather: Fine, Rail Position: True



Morphettville

## Section Field Times

L400 0:23.20 (0:11.65)  
L200 0:11.55 (0:11.55)

Position	#	Horse/Jockey	Barrier	Top Speed [km/h]	Fastest Section	First 400m	L400	L200	Margin	Distance Travelled From Winner [m]
1	3	<b>JENKINS</b> Lachlan Neindorf	4	65.0 600-400	0:11.28 1400-1200	0:26.17	0:22.92 [4] (0:11.37)	0:11.55 [1] (0:11.55)	1:33.38	
2	1	<b>ROYAL MILE</b> Kayla Crowther	5	64.6 1400-1200	0:11.27 1400-1200	0:26.04	0:23.42 [3] (0:11.63)	0:11.79 [2] (0:11.79)	3.0L	-4
3	4	<b>FRANCE'S BOY</b> Zoe Lloyd	1	64.1 1400-1200	0:11.40 1400-1200	0:25.83	0:24.13 [1] (0:11.88)	0:12.25 [3] (0:12.25)	6.01L	-8
4	5	<b>ICHIBANSAN</b> Alan Lai	3	63.9 1400-1200	0:11.40 1400-1200	0:26.10	0:23.83 [5] (0:11.91)	0:11.92 [4] (0:11.92)	6.52L	-8
5	6	<b>MARINA</b> Alana Livesey	2	64.1 1400-1200	0:11.35 1400-1200	0:25.78	0:25.08 [2] (0:12.17)	0:12.91 [5] (0:12.91)	13.16L	-6

Scratched: Eye Of The Eagle (#2)

- [ ] Position in running at each section and finish
- #: Saddle cloth number
- :--:-- No data available at this section
- DNF Did not finish
- NA No data available
- DNT Did not track
- █ Background shading for fastest section

Horse/Jockey Name	JENKINS/Lachlan Neindorf
Finish Rank	1
Fastest Section Time (Section)	0:11.28 (L1400)
Top Speed [km/h] (Section)	65.0 (L600)
Race State	Finished



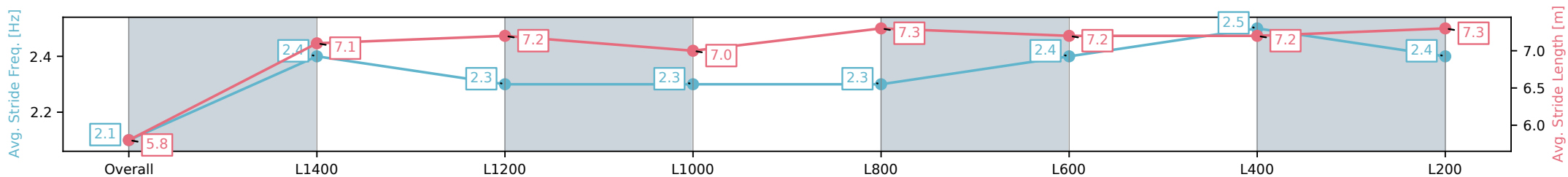
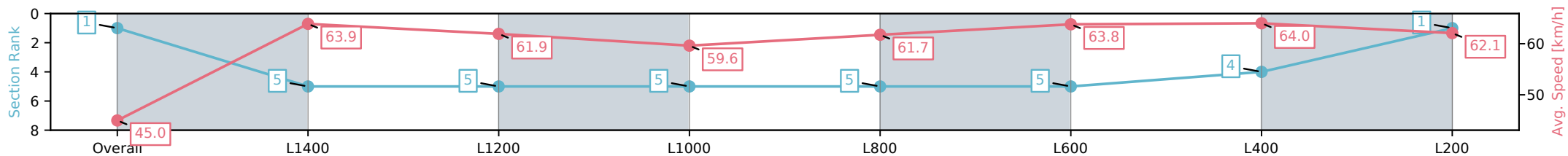
Morphettville Parks SA - Professional  
 Race 1: Thomas Farms Handicap (Heat of Sportsbet Happy Trails Series) - 1550m



16 November 2024 - 1:07PM

Track Rating: Good 4, Weather: Fine, Rail Position: True

Section	Overall	L1400	L1200	L1000	L800	L600	L400	L200
Section Times	1:33.38 [1] (0:11.99)	1:21.39 [5] (0:11.28)	1:10.10 [5] (0:11.83)	0:58.27 [5] (0:12.12)	0:46.15 [5] (0:11.73)	0:34.42 [5] (0:11.50)	0:22.92 [4] (0:11.37)	0:11.55 [1] (0:11.55)
Average Speed [km/h]	45.0	63.9	61.9	59.6	61.7	63.8	64.0	62.1
Top Speed [km/h]	64.1	64.6	63.6	60.9	63.1	65.0	64.7	64.2
Avg. Dist. to Rail [m]	4.6	2.7	3.0	3.6	2.8	3.5	5.1	7.1
Avg. Stride Freq. [Hz]	2.1	2.4	2.3	2.3	2.3	2.4	2.5	2.4
Avg. Stride Length [m]	5.8	7.1	7.2	7.0	7.3	7.2	7.2	7.3



- [ ] Ranking at each section and finish
- :-:- No data available at this section
- NA No data available

Horse/Jockey Name	ROYAL MILE/Kayla Crowther
Finish Rank	2
Fastest Section Time (Section)	0:11.27 (L1400)
Top Speed [km/h] (Section)	64.6 (L1400)
Race State	Finished



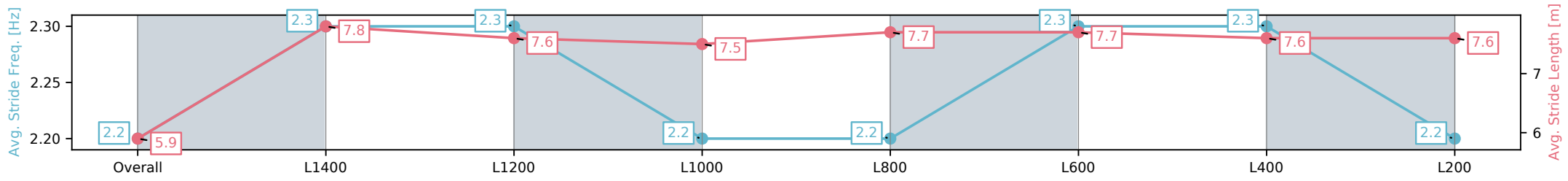
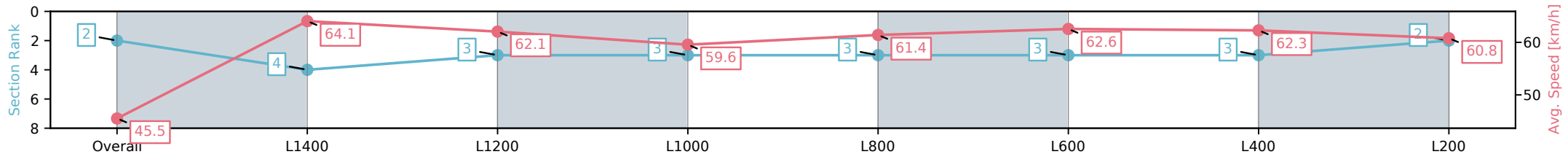
Morphettville Parks SA - Professional  
 Race 1: Thomas Farms Handicap (Heat of Sportsbet Happy Trails Series) - 1550m



16 November 2024 - 1:07PM

Track Rating: Good 4, Weather: Fine, Rail Position: True

Section	Overall	L1400	L1200	L1000	L800	L600	L400	L200
Section Times	1:33.84 [2] (0:11.88)	1:21.96 [4] (0:11.27)	1:10.69 [3] (0:11.72)	0:58.97 [3] (0:12.11)	0:46.86 [3] (0:11.76)	0:35.10 [3] (0:11.68)	0:23.42 [3] (0:11.63)	0:11.79 [2] (0:11.79)
Average Speed [km/h]	45.5	64.1	62.1	59.6	61.4	62.6	62.3	60.8
Top Speed [km/h]	64.0	64.6	63.6	60.6	62.4	63.0	62.8	61.9
Avg. Dist. to Rail [m]	5.7	2.7	1.8	2.2	1.6	2.4	3.5	5.0
Avg. Stride Freq. [Hz]	2.2	2.3	2.3	2.2	2.2	2.3	2.3	2.2
Avg. Stride Length [m]	5.9	7.8	7.6	7.5	7.7	7.7	7.6	7.6



[ ] Ranking at each section and finish  
 -:-:- No data available at this section  
 NA No data available

Horse/Jockey Name	FRANCE'S BOY/Zoe Lloyd
Finish Rank	3
Fastest Section Time (Section)	0:11.40 (L1400)
Top Speed [km/h] (Section)	64.1 (L1400)
Race State	Finished



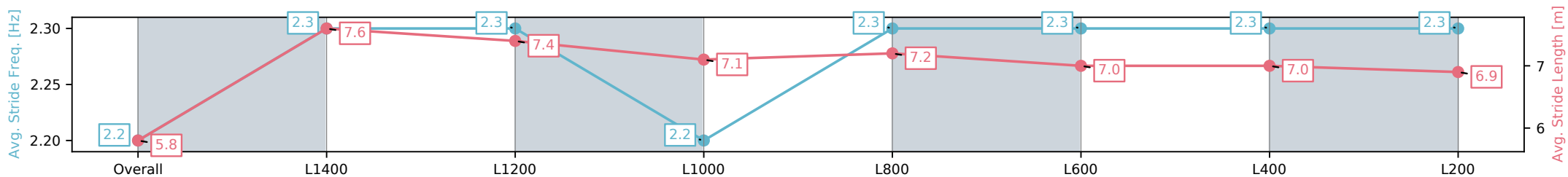
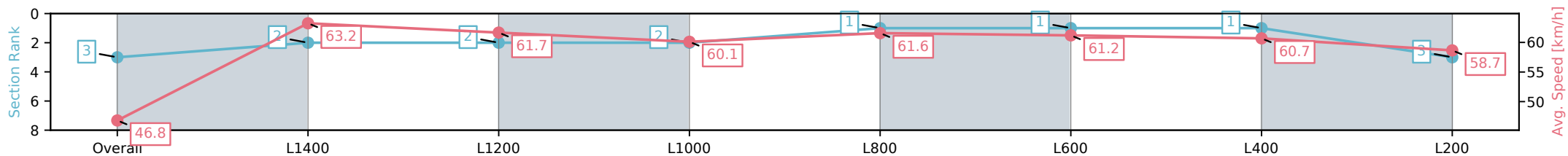
Morphettville Parks SA - Professional  
 Race 1: Thomas Farms Handicap (Heat of Sportsbet Happy Trails Series) - 1550m



16 November 2024 - 1:07PM

Track Rating: Good 4, Weather: Fine, Rail Position: True

Section	Overall	L1400	L1200	L1000	L800	L600	L400	L200
Section Times	1:34.31 [3] (0:11.53)	1:22.78 [2] (0:11.40)	1:11.38 [2] (0:11.70)	0:59.68 [2] (0:12.00)	0:47.68 [1] (0:11.74)	0:35.94 [1] (0:11.81)	0:24.13 [1] (0:11.88)	0:12.25 [3] (0:12.25)
Average Speed [km/h]	46.8	63.2	61.7	60.1	61.6	61.2	60.7	58.7
Top Speed [km/h]	61.7	64.1	62.8	60.8	62.0	62.1	61.0	60.5
Avg. Dist. to Rail [m]	0.9	0.5	0.5	1.8	1.2	1.1	0.8	0.7
Avg. Stride Freq. [Hz]	2.2	2.3	2.3	2.2	2.3	2.3	2.3	2.3
Avg. Stride Length [m]	5.8	7.6	7.4	7.1	7.2	7.0	7.0	6.9



- [ ] Ranking at each section and finish
- :-:- No data available at this section
- NA No data available

Horse/Jockey Name	ICHIBANSAN/Alan Lai
Finish Rank	4
Fastest Section Time (Section)	0:11.40 (L1400)
Top Speed [km/h] (Section)	63.9 (L1400)
Race State	Finished



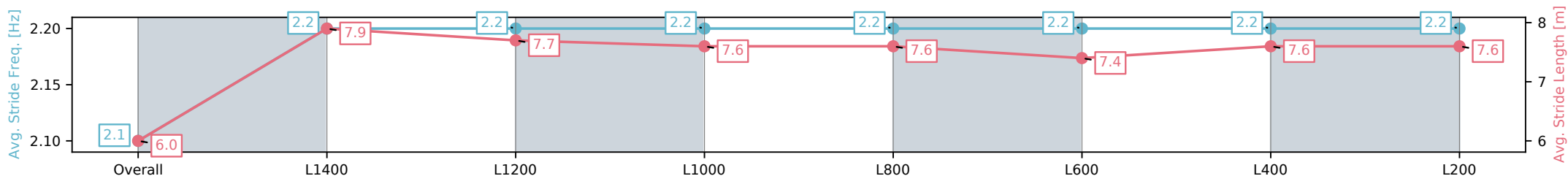
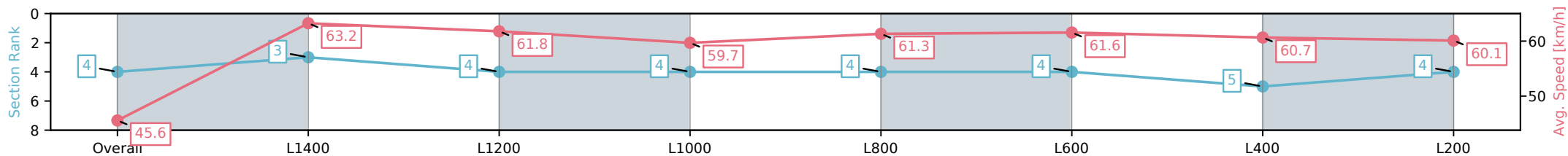
Morphettville Parks SA - Professional  
Race 1: Thomas Farms Handicap (Heat of Sportsbet Happy Trails Series) - 1550m



16 November 2024 - 1:07PM

Track Rating: Good 4, Weather: Fine, Rail Position: True

Section	Overall	L1400	L1200	L1000	L800	L600	L400	L200
Section Times	1:34.39 [4] (0:11.85)	1:22.54 [3] (0:11.40)	1:11.14 [4] (0:11.67)	0:59.47 [4] (0:12.08)	0:47.39 [4] (0:11.78)	0:35.61 [4] (0:11.78)	0:23.83 [5] (0:11.91)	0:11.92 [4] (0:11.92)
Average Speed [km/h]	45.6	63.2	61.8	59.7	61.3	61.6	60.7	60.1
Top Speed [km/h]	63.4	63.9	62.8	60.8	62.2	62.5	61.3	61.6
Avg. Dist. to Rail [m]	3.2	1.1	0.4	1.0	0.9	1.5	1.9	4.5
Avg. Stride Freq. [Hz]	2.1	2.2	2.2	2.2	2.2	2.2	2.2	2.2
Avg. Stride Length [m]	6.0	7.9	7.7	7.6	7.6	7.4	7.6	7.6



- [ ] Ranking at each section and finish
- :-:- No data available at this section
- NA No data available

Horse/Jockey Name	MARINA/Alana Livesey
Finish Rank	5
Fastest Section Time (Section)	0:11.35 (L1400)
Top Speed [km/h] (Section)	64.1 (L1400)
Race State	Finished



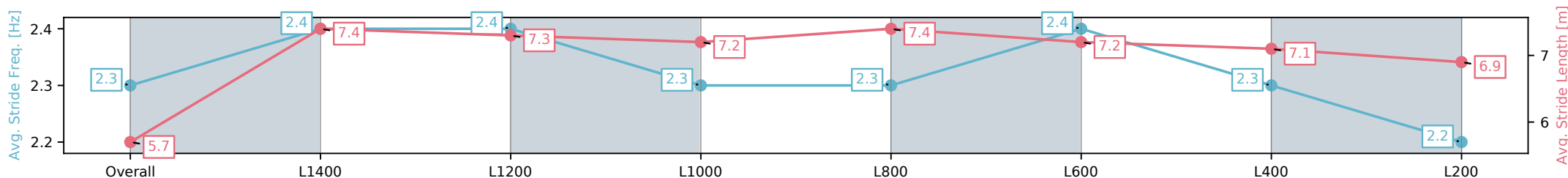
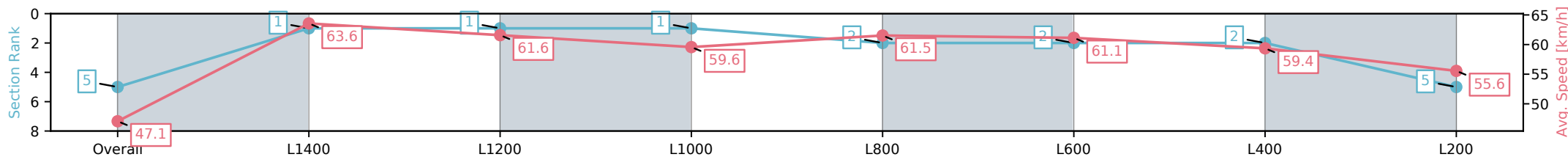
Morphettville Parks SA - Professional  
 Race 1: Thomas Farms Handicap (Heat of Sportsbet Happy Trails Series) - 1550m



16 November 2024 - 1:07PM

Track Rating: Good 4, Weather: Fine, Rail Position: True

Section	Overall	L1400	L1200	L1000	L800	L600	L400	L200
Section Times	1:35.42 [5] (0:11.47)	1:23.95 [1] (0:11.35)	1:12.60 [1] (0:11.80)	1:00.80 [1] (0:12.10)	0:48.70 [2] (0:11.74)	0:36.96 [2] (0:11.88)	0:25.08 [2] (0:12.17)	0:12.91 [5] (0:12.91)
Average Speed [km/h]	47.1	63.6	61.6	59.6	61.5	61.1	59.4	55.6
Top Speed [km/h]	63.0	64.1	62.4	60.3	62.6	62.7	60.6	58.6
Avg. Dist. to Rail [m]	2.8	2.0	1.6	2.4	1.8	1.5	2.9	7.1
Avg. Stride Freq. [Hz]	2.3	2.4	2.4	2.3	2.3	2.4	2.3	2.2
Avg. Stride Length [m]	5.7	7.4	7.3	7.2	7.4	7.2	7.1	6.9



- [ ] Ranking at each section and finish
- :-:- No data available at this section
- NA No data available