



RACINGSA

Morphettville SA

Race 9: Sportsbet Same Race Multi Handicap (Heat of Sportsbet Riziz Series) - 1200m

05 November 2024 - 6:12PM

Track Rating: Good 4, Weather: Overcast, Rail Position: +9m 1200m-0m, +12m Remainder



Morphettville

Section Field Times							Overall	L1000	L800	L600	L400	L200		
							1:09.89 (0:13.66)	0:56.23 (0:10.85)	0:45.38 (0:10.82)	0:34.56 (0:11.11)	0:23.46 (0:11.38)	0:12.07 (0:12.07)		
Position	#	Horse/Jockey	Barrier	Top Speed [km/h]	Fastest Section	First 400m						Margin	Distance Travelled From Winner [m]	
1	1	SHOOTOOSE Manoel Nunes	2	67.8 800-600	0:10.91 400-200	0:25.18	1:09.89 (0:14.03)	0:55.86 [6] (0:11.15)	0:44.71 [6] (0:11.23)	0:33.48 [6] (0:11.01)	0:22.47 [6] (0:10.91)	0:11.56 [5] (0:11.56)	1:09.89	
2	15	COSTLESS Dom Tourneur	3	68.2 1000-800	0:10.90 800-600	0:24.56	1:09.90 (0:13.66)	0:56.24 [1] (0:10.91)	0:45.33 [2] (0:10.90)	0:34.43 [2] (0:11.04)	0:23.39 [2] (0:11.30)	0:12.09 [1] (0:12.09)	0.07L	-3
3	14	ARTICULATING Samuel Payne	11	68.3 1200-1000	0:10.67 1000-800	0:24.50	1:09.95 (0:13.83)	0:56.12 [4] (0:10.67)	0:45.45 [1] (0:10.82)	0:34.63 [1] (0:11.11)	0:23.52 [1] (0:11.42)	0:12.10 [2] (0:12.10)	0.39L	-1
4	10	THE BRILL BUILDING Lachlan Neindorf	7	67.3 800-600	0:11.06 400-200	0:24.87	1:09.96 (0:13.73)	0:56.23 [2] (0:11.14)	0:45.09 [4] (0:11.23)	0:33.86 [4] (0:11.07)	0:22.79 [5] (0:11.06)	0:11.73 [3] (0:11.73)	0.43L	+3
5	3	THE JOURNO Jacob Opperman	9	68.8 800-600	0:10.81 400-200	0:25.46	1:09.97 (0:14.13)	0:55.84 [9] (0:11.33)	0:44.51 [11] (0:11.38)	0:33.13 [11] (0:10.95)	0:22.18 [9] (0:10.81)	0:11.37 [8] (0:11.37)	0.51L	+5
6	16	MASTER AT ARMS Rochelle Milnes	6	69.1 600-400	0:10.86 400-200	0:25.30	1:10.12 (0:14.23)	0:55.89 [10] (0:11.07)	0:44.82 [9] (0:11.30)	0:33.52 [8] (0:11.13)	0:22.39 [8] (0:10.86)	0:11.53 [7] (0:11.53)	1.46L	+2
7	13	DUNREAL Jason Holder	5	68.0 600-400	0:10.97 400-200	0:25.41	1:10.22 (0:14.26)	0:55.96 [11] (0:11.15)	0:44.81 [10] (0:11.25)	0:33.56 [10] (0:11.03)	0:22.53 [7] (0:10.97)	0:11.56 [9] (0:11.56)	2.1L	-1
8	7	IMPORTANT PRODUCT Justin Potter	10	67.2 1200-1000	0:10.94 1000-800	0:24.74	1:10.31 (0:13.80)	0:56.51 [3] (0:10.94)	0:45.57 [3] (0:11.23)	0:34.34 [3] (0:11.17)	0:23.17 [4] (0:11.19)	0:11.98 [4] (0:11.98)	2.63L	+0
9	4	GIVE SOME LIP Todd Pannell	8	67.2 800-600	0:11.15 600-400	0:25.20	1:10.45 (0:13.96)	0:56.49 [5] (0:11.24)	0:45.25 [7] (0:11.44)	0:33.81 [9] (0:11.15)	0:22.66 [10] (0:11.19)	0:11.47 [11] (0:11.47)	3.52L	+5
10	12	PRODIGAL LAD Ben Price	4	66.9 800-600	0:11.08 1000-800	0:25.20	1:10.53 (0:14.12)	0:56.41 [8] (0:11.08)	0:45.33 [8] (0:11.36)	0:33.97 [7] (0:11.24)	0:22.73 [11] (0:11.12)	0:11.61 [10] (0:11.61)	4.02L	+1

Scratched: Braveman'sgame (#2), Schroder's Mistake (#6), Astrodean (#8), Free Beer (#9), The Golden Fist (#11)

Report Created: Tue 05 November 2024 18:55:57 GMT+11 (Note: Timing is based on positional data)

- [] Position in running at each section and finish
- #: Saddle cloth number
- :--:-- No data available at this section
- DNF Did not finish
- NA No data available
- DNT Did not track
- █ Background shading for fastest section



RACINGSA

Morphettville SA

Race 9: Sportsbet Same Race Multi Handicap (Heat of Sportsbet Riziz Series) - 1200m

05 November 2024 - 6:12PM

Track Rating: Good 4, Weather: Overcast, Rail Position: +9m 1200m-0m, +12m Remainder



Morphettville

Section							Overall	L1000	L800	L600	L400	L200		
Field Times							1:09.89 (0:13.66)	0:56.23 (0:10.85)	0:45.38 (0:10.82)	0:34.56 (0:11.11)	0:23.46 (0:11.38)	0:12.07 (0:12.07)	Margin	Distance Travelled From Winner [m]
Position	#	Horse/Jockey	Barrier	Top Speed [km/h]	Fastest Section	First 400m								
11	5	KARAKA KIWI	1	66.8	0:10.96	0:25.02	1:10.54	0:56.50 [7]	0:45.52 [5]	0:34.39 [5]	0:23.43 [3]	0:12.03 [6]	4.08L	-6
		Callan Murray		800-600	600-400		(0:14.04)	(0:10.98)	(0:11.13)	(0:10.96)	(0:11.40)	(0:12.03)		

Scratched: Braveman'sgame (#2), Schroder's Mistake (#6), Astrodean (#8), Free Beer (#9), The Golden Fist (#11)

- [] Position in running at each section and finish
- #: Saddle cloth number
- :-:--: No data available at this section
- DNF: Did not finish
- NA: No data available
- DNT: Did not track
- █ Background shading for fastest section

Horse/Jockey Name	SHOOTOOSE/Manoel Nunes
Finish Rank	1
Fastest Section Time (Section)	0:10.91 (L400)
Top Speed [km/h] (Section)	67.8 (L800)
Race State	Finished



Morphettville SA - Professional

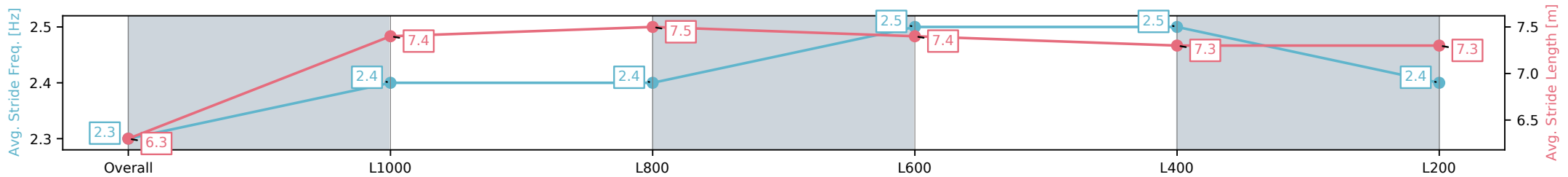
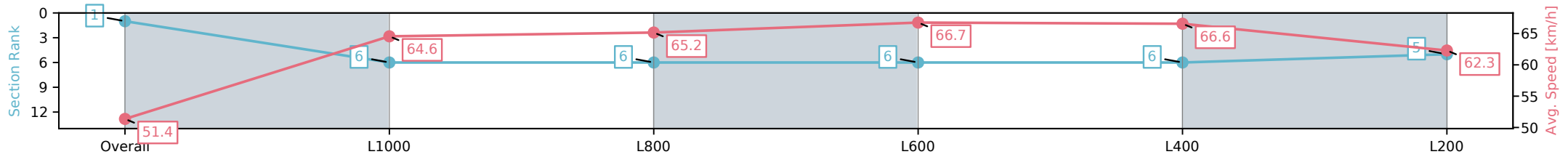
Race 9: Sportsbet Same Race Multi Handicap (Heat of Sportsbet Riziz Series) - 1200m

05 November 2024 - 6:12PM

Track Rating: Good 4, Weather: Overcast, Rail Position: +9m 1200m-0m, +12m Remainder



Section	Overall	L1000	L800	L600	L400	L200
Section Times	1:09.89 [1] (0:14.03)	0:55.86 [6] (0:11.15)	0:44.71 [6] (0:11.23)	0:33.48 [6] (0:11.01)	0:22.47 [6] (0:10.91)	0:11.56 [5] (0:11.56)
Average Speed [km/h]	51.4	64.6	65.2	66.7	66.6	62.3
Top Speed [km/h]	64.9	65.7	66.5	67.8	67.3	65.6
Avg. Dist. to Rail [m]	4.2	4.2	4.1	4.1	7.5	9.6
Avg. Stride Freq. [Hz]	2.3	2.4	2.4	2.5	2.5	2.4
Avg. Stride Length [m]	6.3	7.4	7.5	7.4	7.3	7.3



[] Ranking at each section and finish
 -:-:- No data available at this section
 NA No data available

Horse/Jockey Name	COSTLESS/Dom Tourneur
Finish Rank	2
Fastest Section Time (Section)	0:10.90 (L800)
Top Speed [km/h] (Section)	68.2 (L1000)
Race State	Finished



Morphettville SA - Professional

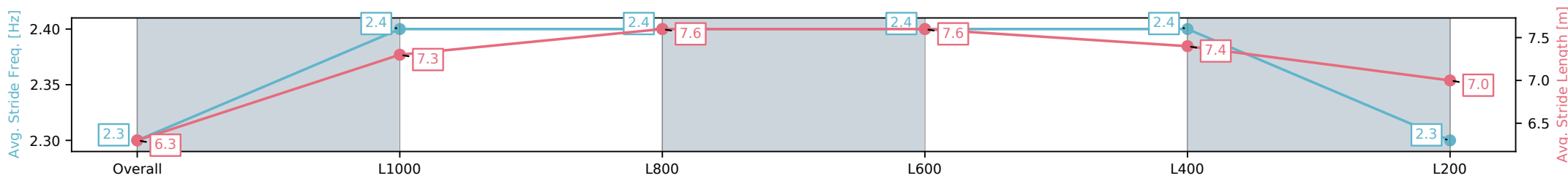
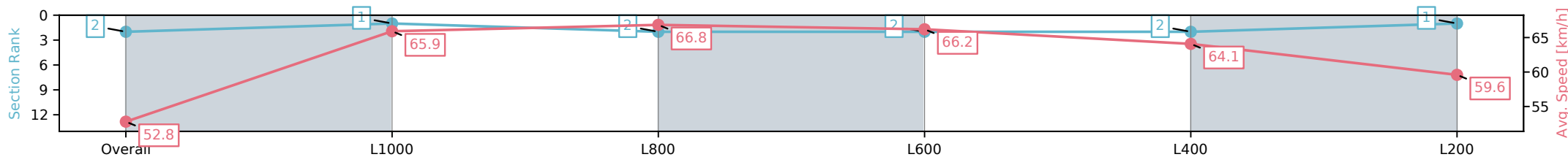
Race 9: Sportsbet Same Race Multi Handicap (Heat of Sportsbet Riziz Series) - 1200m

05 November 2024 - 6:12PM

Track Rating: Good 4, Weather: Overcast, Rail Position: +9m 1200m-0m, +12m Remainder



Section	Overall	L1000	L800	L600	L400	L200
Section Times	1:09.90 [2] (0:13.66)	0:56.24 [1] (0:10.91)	0:45.33 [2] (0:10.90)	0:34.43 [2] (0:11.04)	0:23.39 [2] (0:11.30)	0:12.09 [1] (0:12.09)
Average Speed [km/h]	52.8	65.9	66.8	66.2	64.1	59.6
Top Speed [km/h]	65.2	67.0	68.2	68.1	65.3	62.5
Avg. Dist. to Rail [m]	5.1	3.7	3.0	3.1	4.1	5.0
Avg. Stride Freq. [Hz]	2.3	2.4	2.4	2.4	2.4	2.3
Avg. Stride Length [m]	6.3	7.3	7.6	7.6	7.4	7.0



[] Ranking at each section and finish
 -:-:- No data available at this section
 NA No data available

Horse/Jockey Name	ARTICULATING/Samuel Payne
Finish Rank	3
Fastest Section Time (Section)	0:10.67 (L1000)
Top Speed [km/h] (Section)	68.3 (Overall)
Race State	Finished



Morphettville SA - Professional

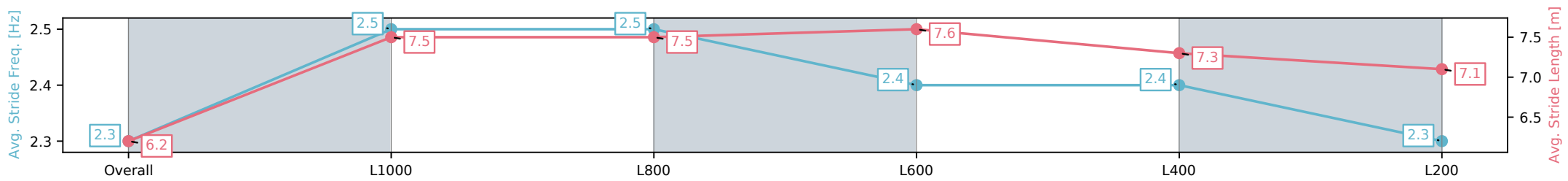
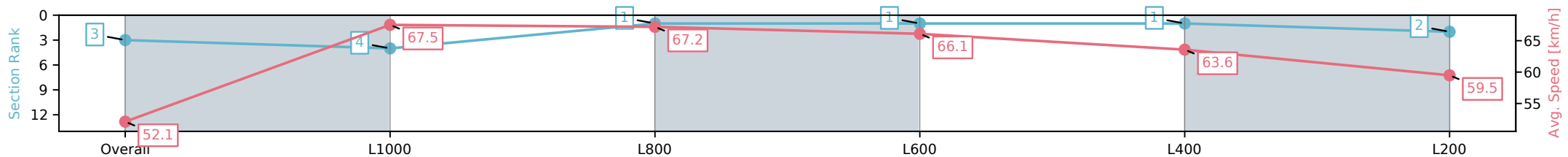
Race 9: Sportsbet Same Race Multi Handicap (Heat of Sportsbet Riziz Series) - 1200m

05 November 2024 - 6:12PM

Track Rating: Good 4, Weather: Overcast, Rail Position: +9m 1200m-0m, +12m Remainder



Section	Overall	L1000	L800	L600	L400	L200
Section Times	1:09.95 [3] (0:13.83)	0:56.12 [4] (0:10.67)	0:45.45 [1] (0:10.82)	0:34.63 [1] (0:11.11)	0:23.52 [1] (0:11.42)	0:12.10 [2] (0:12.10)
Average Speed [km/h]	52.1	67.5	67.2	66.1	63.6	59.5
Top Speed [km/h]	65.8	68.3	68.3	67.3	64.8	62.4
Avg. Dist. to Rail [m]	11.3	4.9	2.3	4.1	6.8	7.5
Avg. Stride Freq. [Hz]	2.3	2.5	2.5	2.4	2.4	2.3
Avg. Stride Length [m]	6.2	7.5	7.5	7.6	7.3	7.1



[] Ranking at each section and finish
 -:-:- No data available at this section
 NA No data available

Horse/Jockey Name	THE BRILL BUILDING/Lachlan Neindorf
Finish Rank	4
Fastest Section Time (Section)	0:11.06 (L400)
Top Speed [km/h] (Section)	67.3 (L800)
Race State	Finished



Morphettville SA - Professional

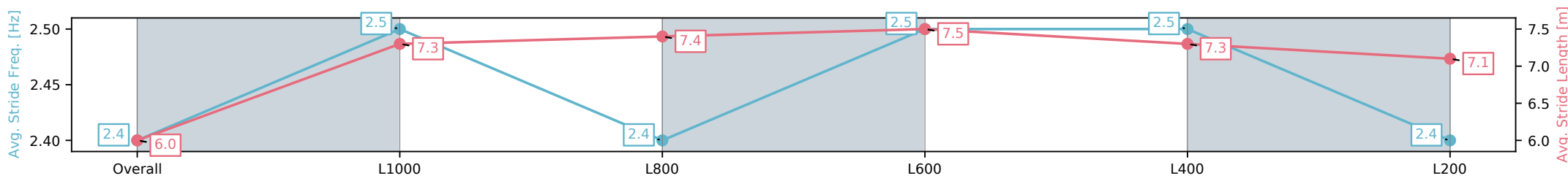
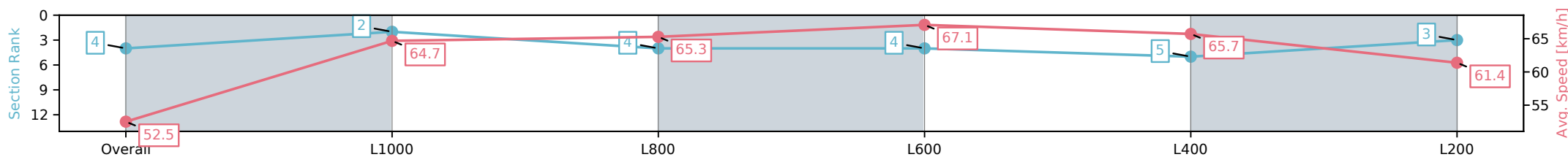
Race 9: Sportsbet Same Race Multi Handicap (Heat of Sportsbet Riziz Series) - 1200m

05 November 2024 - 6:12PM

Track Rating: Good 4, Weather: Overcast, Rail Position: +9m 1200m-0m, +12m Remainder



Section	Overall	L1000	L800	L600	L400	L200
Section Times	1:09.96 [4] (0:13.73)	0:56.23 [2] (0:11.14)	0:45.09 [4] (0:11.23)	0:33.86 [4] (0:11.07)	0:22.79 [5] (0:11.06)	0:11.73 [3] (0:11.73)
Average Speed [km/h]	52.5	64.7	65.3	67.1	65.7	61.4
Top Speed [km/h]	63.8	65.7	66.6	67.3	67.0	65.0
Avg. Dist. to Rail [m]	7.9	4.3	4.7	5.8	9.3	11.0
Avg. Stride Freq. [Hz]	2.4	2.5	2.4	2.5	2.5	2.4
Avg. Stride Length [m]	6.0	7.3	7.4	7.5	7.3	7.1



[] Ranking at each section and finish
 -:-:- No data available at this section
 NA No data available

Horse/Jockey Name	THE JOURNO/Jacob Opperman
Finish Rank	5
Fastest Section Time (Section)	0:10.81 (L400)
Top Speed [km/h] (Section)	68.8 (L800)
Race State	Finished



Morphettville SA - Professional

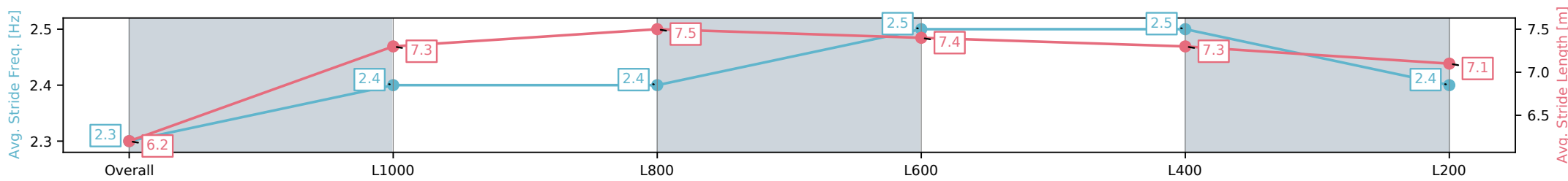
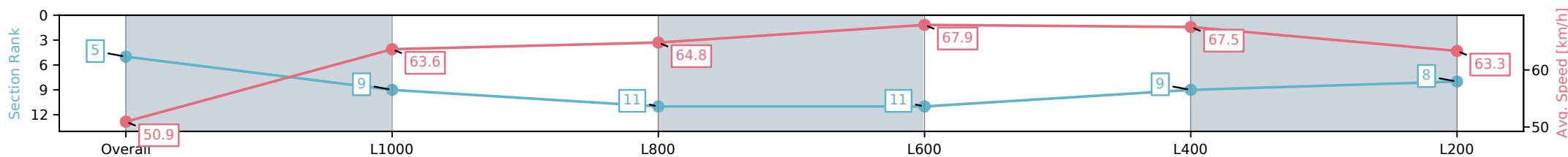
Race 9: Sportsbet Same Race Multi Handicap (Heat of Sportsbet Riziz Series) - 1200m



05 November 2024 - 6:12PM

Track Rating: Good 4, Weather: Overcast, Rail Position: +9m 1200m-0m, +12m Remainder

Section	Overall	L1000	L800	L600	L400	L200
Section Times	1:09.97 [5] (0:14.13)	0:55.84 [9] (0:11.33)	0:44.51 [11] (0:11.38)	0:33.13 [11] (0:10.95)	0:22.18 [9] (0:10.81)	0:11.37 [8] (0:11.37)
Average Speed [km/h]	50.9	63.6	64.8	67.9	67.5	63.3
Top Speed [km/h]	63.8	64.2	67.4	68.8	68.8	67.1
Avg. Dist. to Rail [m]	10.1	7.1	5.9	6.5	11.9	13.9
Avg. Stride Freq. [Hz]	2.3	2.4	2.4	2.5	2.5	2.4
Avg. Stride Length [m]	6.2	7.3	7.5	7.4	7.3	7.1



[] Ranking at each section and finish
 -:-:- No data available at this section
 NA No data available

Horse/Jockey Name	MASTER AT ARMS/Rochelle Milnes
Finish Rank	6
Fastest Section Time (Section)	0:10.86 (L400)
Top Speed [km/h] (Section)	69.1 (L600)
Race State	Finished



Morphettville SA - Professional

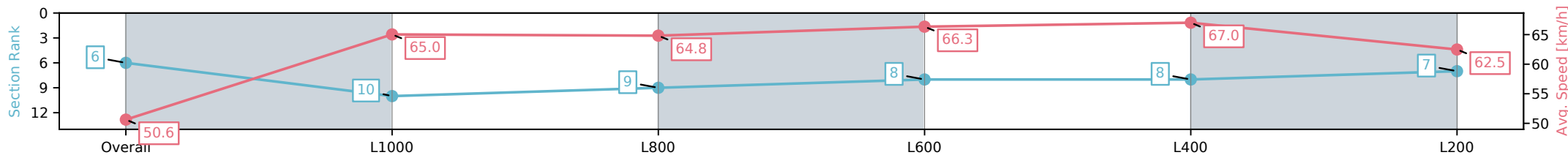
Race 9: Sportsbet Same Race Multi Handicap (Heat of Sportsbet Riziz Series) - 1200m

05 November 2024 - 6:12PM

Track Rating: Good 4, Weather: Overcast, Rail Position: +9m 1200m-0m, +12m Remainder



Section	Overall	L1000	L800	L600	L400	L200
Section Times	1:10.12 [6] (0:14.23)	0:55.89 [10] (0:11.07)	0:44.82 [9] (0:11.30)	0:33.52 [8] (0:11.13)	0:22.39 [8] (0:10.86)	0:11.53 [7] (0:11.53)
Average Speed [km/h]	50.6	65.0	64.8	66.3	67.0	62.5
Top Speed [km/h]	63.8	65.9	65.9	67.2	69.1	66.9
Avg. Dist. to Rail [m]	7.3	5.1	4.1	5.1	9.7	11.3
Avg. Stride Freq. [Hz]	2.2	2.3	2.3	2.3	2.4	2.3
Avg. Stride Length [m]	6.4	7.8	7.8	7.8	7.7	7.6



- [] Ranking at each section and finish
- :-:- No data available at this section
- NA No data available

Horse/Jockey Name	DUNREAL/Jason Holder
Finish Rank	7
Fastest Section Time (Section)	0:10.97 (L400)
Top Speed [km/h] (Section)	68.0 (L600)
Race State	Finished



Morphettville SA - Professional

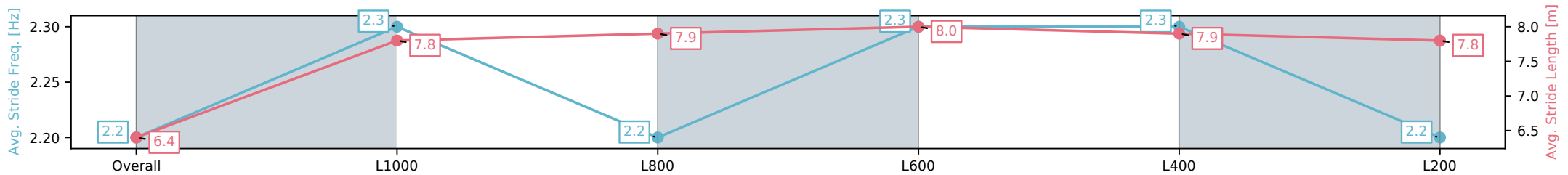
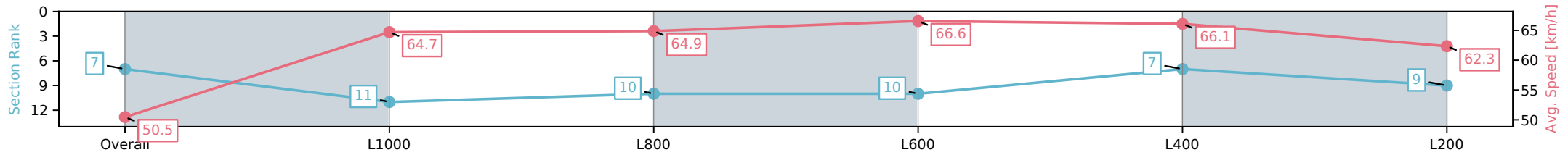
Race 9: Sportsbet Same Race Multi Handicap (Heat of Sportsbet Riziz Series) - 1200m

05 November 2024 - 6:12PM

Track Rating: Good 4, Weather: Overcast, Rail Position: +9m
1200m-0m, +12m Remainder



Section	Overall	L1000	L800	L600	L400	L200
Section Times	1:10.22 [7] (0:14.26)	0:55.96 [11] (0:11.15)	0:44.81 [10] (0:11.25)	0:33.56 [10] (0:11.03)	0:22.53 [7] (0:10.97)	0:11.56 [9] (0:11.56)
Average Speed [km/h]	50.5	64.7	64.9	66.6	66.1	62.3
Top Speed [km/h]	64.9	65.6	66.8	67.1	68.0	66.6
Avg. Dist. to Rail [m]	7.1	5.0	3.9	3.7	7.0	8.1
Avg. Stride Freq. [Hz]	2.2	2.3	2.2	2.3	2.3	2.2
Avg. Stride Length [m]	6.4	7.8	7.9	8.0	7.9	7.8



- [] Ranking at each section and finish
- :-:- No data available at this section
- NA No data available

Horse/Jockey Name	IMPORTANT PRODUCT/Justin Potter
Finish Rank	8
Fastest Section Time (Section)	0:10.94 (L1000)
Top Speed [km/h] (Section)	67.2 (Overall)
Race State	Finished



Morphettville SA - Professional

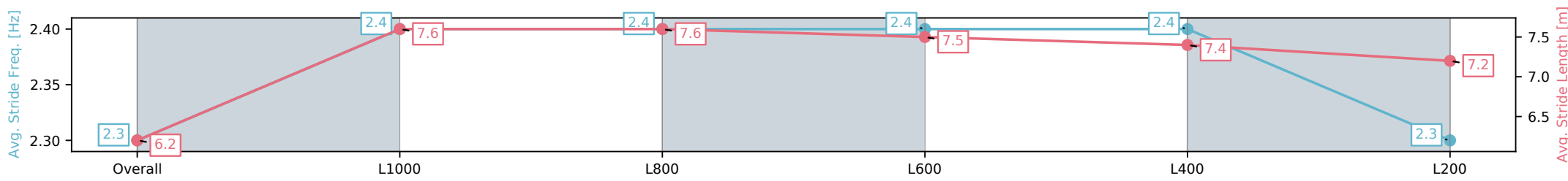
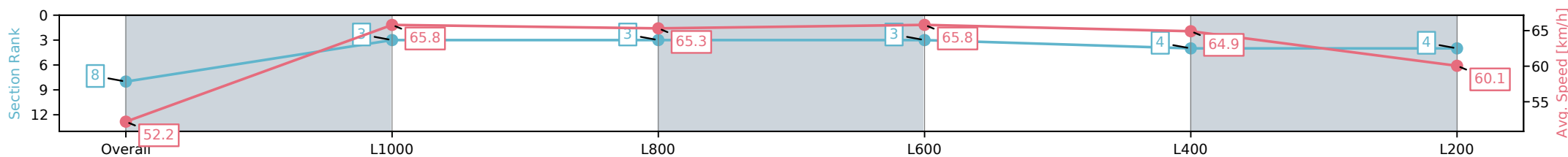
Race 9: Sportsbet Same Race Multi Handicap (Heat of Sportsbet Riziz Series) - 1200m

05 November 2024 - 6:12PM

Track Rating: Good 4, Weather: Overcast, Rail Position: +9m 1200m-0m, +12m Remainder



Section	Overall	L1000	L800	L600	L400	L200
Section Times	1:10.31 [8] (0:13.80)	0:56.51 [3] (0:10.94)	0:45.57 [3] (0:11.23)	0:34.34 [3] (0:11.17)	0:23.17 [4] (0:11.19)	0:11.98 [4] (0:11.98)
Average Speed [km/h]	52.2	65.8	65.3	65.8	64.9	60.1
Top Speed [km/h]	65.7	67.2	66.3	67.0	65.9	63.3
Avg. Dist. to Rail [m]	10.3	5.5	4.6	4.3	6.3	7.4
Avg. Stride Freq. [Hz]	2.3	2.4	2.4	2.4	2.4	2.3
Avg. Stride Length [m]	6.2	7.6	7.6	7.5	7.4	7.2



[] Ranking at each section and finish
 -:-:- No data available at this section
 NA No data available

Horse/Jockey Name	GIVE SOME LIP/Todd Pannell
Finish Rank	9
Fastest Section Time (Section)	0:11.15 (L600)
Top Speed [km/h] (Section)	67.2 (L800)
Race State	Finished



Morphettville SA - Professional

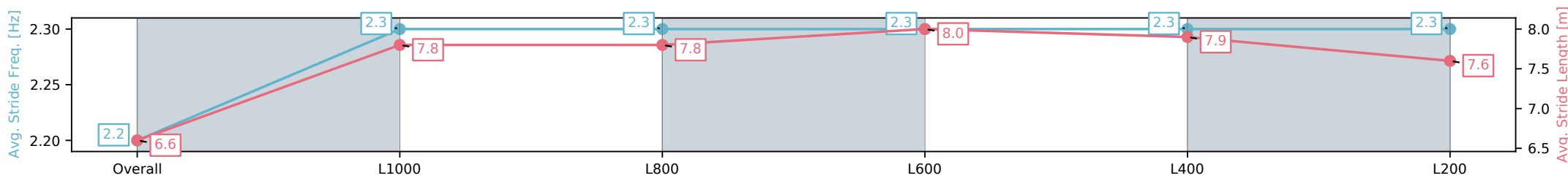
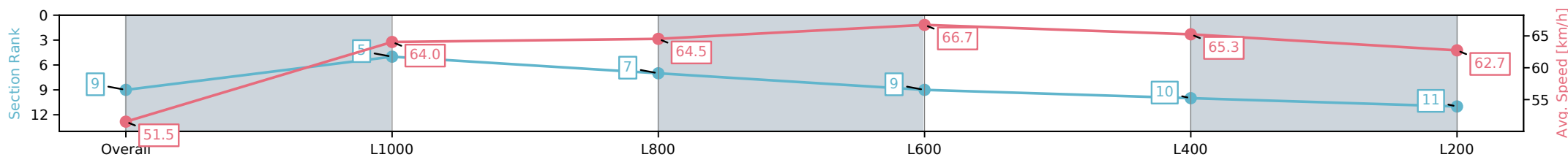
Race 9: Sportsbet Same Race Multi Handicap (Heat of Sportsbet Riziz Series) - 1200m

05 November 2024 - 6:12PM

Track Rating: Good 4, Weather: Overcast, Rail Position: +9m 1200m-0m, +12m Remainder



Section	Overall	L1000	L800	L600	L400	L200
Section Times	1:10.45 [9] (0:13.96)	0:56.49 [5] (0:11.24)	0:45.25 [7] (0:11.44)	0:33.81 [9] (0:11.15)	0:22.66 [10] (0:11.19)	0:11.47 [11] (0:11.47)
Average Speed [km/h]	51.5	64.0	64.5	66.7	65.3	62.7
Top Speed [km/h]	63.5	64.7	66.7	67.2	66.3	65.1
Avg. Dist. to Rail [m]	12.1	8.3	6.2	6.5	12.3	13.3
Avg. Stride Freq. [Hz]	2.2	2.3	2.3	2.3	2.3	2.3
Avg. Stride Length [m]	6.6	7.8	7.8	8.0	7.9	7.6



[] Ranking at each section and finish
 -:-:- No data available at this section
 NA No data available

Horse/Jockey Name	PRODIGAL LAD/Ben Price
Finish Rank	10
Fastest Section Time (Section)	0:11.08 (L1000)
Top Speed [km/h] (Section)	66.9 (L800)
Race State	Finished



Morphettville SA - Professional

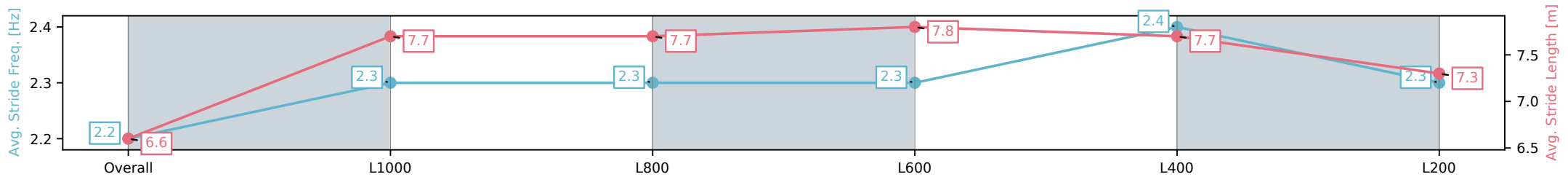
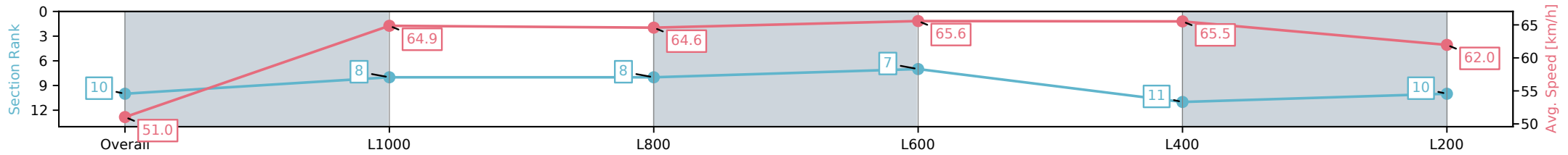
Race 9: Sportsbet Same Race Multi Handicap (Heat of Sportsbet Riziz Series) - 1200m

05 November 2024 - 6:12PM

Track Rating: Good 4, Weather: Overcast, Rail Position: +9m 1200m-0m, +12m Remainder



Section	Overall	L1000	L800	L600	L400	L200
Section Times	1:10.53 [10] (0:14.12)	0:56.41 [8] (0:11.08)	0:45.33 [8] (0:11.36)	0:33.97 [7] (0:11.24)	0:22.73 [11] (0:11.12)	0:11.61 [10] (0:11.61)
Average Speed [km/h]	51.0	64.9	64.6	65.6	65.5	62.0
Top Speed [km/h]	64.6	66.1	66.0	66.9	66.8	65.4
Avg. Dist. to Rail [m]	6.1	5.4	4.5	4.9	9.2	10.0
Avg. Stride Freq. [Hz]	2.2	2.3	2.3	2.3	2.4	2.3
Avg. Stride Length [m]	6.6	7.7	7.7	7.8	7.7	7.3



- [] Ranking at each section and finish
- :-:- No data available at this section
- NA No data available

Horse/Jockey Name	KARAKA KIWI/Callan Murray
Finish Rank	11
Fastest Section Time (Section)	0:10.96 (L600)
Top Speed [km/h] (Section)	66.8 (L800)
Race State	Finished



Morphettville SA - Professional

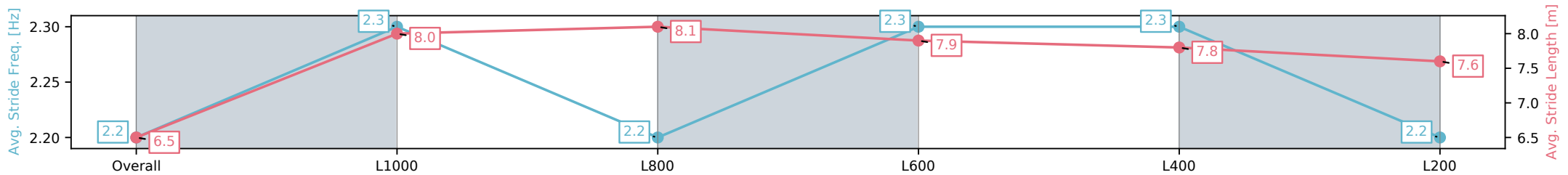
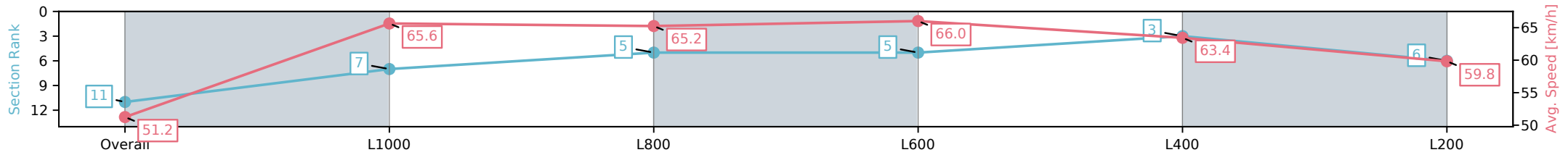
Race 9: Sportsbet Same Race Multi Handicap (Heat of Sportsbet Riziz Series) - 1200m

05 November 2024 - 6:12PM

Track Rating: Good 4, Weather: Overcast, Rail Position: +9m
1200m-0m, +12m Remainder



Section	Overall	L1000	L800	L600	L400	L200
Section Times	1:10.54 [11] (0:14.04)	0:56.50 [7] (0:10.98)	0:45.52 [5] (0:11.13)	0:34.39 [5] (0:10.96)	0:23.43 [3] (0:11.40)	0:12.03 [6] (0:12.03)
Average Speed [km/h]	51.2	65.6	65.2	66.0	63.4	59.8
Top Speed [km/h]	65.2	66.5	66.1	66.8	65.2	62.3
Avg. Dist. to Rail [m]	3.0	2.8	2.4	1.2	3.9	6.2
Avg. Stride Freq. [Hz]	2.2	2.3	2.2	2.3	2.3	2.2
Avg. Stride Length [m]	6.5	8.0	8.1	7.9	7.8	7.6



- [] Ranking at each section and finish
- :-:- No data available at this section
- NA No data available