



RACINGSA

# Morphettville SA

Race 8: Piper Heidsieck Champagne Handicap (Heat of Sportsbet Viddora Series) - 1200m

05 November 2024 - 5:40PM



Morphettville

Track Rating: Good 4, Weather: Overcast, Rail Position: +9m 1200m-0m, +12m Remainder

Section								Overall	L1000	L800	L600	L400	L200		
Field Times								1:10.49 (0:14.12)	0:56.38 (0:11.22)	0:45.15 (0:11.59)	0:33.56 (0:11.45)	0:22.11 (0:10.91)	0:11.20 (0:11.20)		
Position	#	Horse/Jockey	Barrier	Top Speed [km/h]	Fastest Section	First 400m							Margin	Distance Travelled From Winner [m]	
1	3	SEEKING STARDOM Jason Holder	10	70.8 600-400	0:10.78 400-200	0:25.78	1:10.49 (0:14.48)	0:56.01 [9] (0:11.30)	0:44.71 [9] (0:11.63)	0:33.08 [9] (0:11.40)	0:21.68 [10] (0:10.78)	0:10.90 [7] (0:10.90)	1:10.49		
2	2	JILLADORA Alan Lai	6	69.2 600-400	0:10.72 400-200	0:25.52	1:10.49 (0:14.26)	0:56.23 [6] (0:11.26)	0:44.97 [5] (0:11.64)	0:33.33 [5] (0:11.45)	0:21.88 [4] (0:10.72)	0:11.16 [3] (0:11.16)	0.06L	-2	
3	12	VALENTINA CHARM Rochelle Milnes	8	67.7 600-400	0:10.87 400-200	0:25.41	1:10.51 (0:14.25)	0:56.26 [5] (0:11.16)	0:45.10 [2] (0:11.59)	0:33.51 [2] (0:11.41)	0:22.10 [2] (0:10.87)	0:11.23 [1] (0:11.23)	0.17L	-5	
4	7	TRES BELLE Alana Livesey	9	71.0 600-400	0:10.81 400-200	0:25.84	1:10.70 (0:14.51)	0:56.19 [10] (0:11.33)	0:44.86 [10] (0:11.65)	0:33.21 [10] (0:11.24)	0:21.97 [8] (0:10.81)	0:11.16 [5] (0:11.16)	1.48L	-6	
5	9	LAPILLI Manoel Nunes	7	67.3 600-400	0:10.94 400-200	0:25.33	1:10.73 (0:14.11)	0:56.62 [1] (0:11.22)	0:45.40 [1] (0:11.60)	0:33.80 [1] (0:11.44)	0:22.36 [1] (0:10.94)	0:11.42 [2] (0:11.42)	1.66L	-10	
6	5	DAWNBURST Zoe Lloyd	3	69.8 600-400	0:10.88 400-200	0:25.47	1:10.77 (0:14.22)	0:56.55 [4] (0:11.25)	0:45.30 [3] (0:11.60)	0:33.70 [3] (0:11.49)	0:22.21 [3] (0:10.88)	0:11.33 [4] (0:11.33)	1.93L	-7	
7	6	OUR SHINING STAR Jake Toeroek	4	68.8 600-400	0:10.89 400-200	0:25.66	1:10.93 (0:14.36)	0:56.57 [7] (0:11.30)	0:45.27 [8] (0:11.67)	0:33.60 [7] (0:11.32)	0:22.28 [5] (0:10.89)	0:11.39 [5] (0:11.39)	3.08L	-3	
8	13	DEVIL'S DEXTER Callan Murray	1	66.7 600-400	0:11.07 400-200	0:25.48	1:11.07 (0:14.22)	0:56.85 [3] (0:11.26)	0:45.59 [4] (0:11.67)	0:33.92 [4] (0:11.53)	0:22.39 [6] (0:11.07)	0:11.32 [9] (0:11.32)	4.0L	-10	
9	8	IN THE DARKNESS Jessica Eaton	5	68.8 600-400	0:11.00 400-200	0:25.62	1:11.18 (0:14.44)	0:56.74 [8] (0:11.18)	0:45.56 [7] (0:11.72)	0:33.84 [8] (0:11.40)	0:22.44 [9] (0:11.00)	0:11.44 [8] (0:11.44)	4.79L	-10	
10	11	PRETENTIOUS LASS Kayla Crowther	2	66.7 600-400	0:11.04 400-200	0:25.54	1:11.40 (0:14.21)	0:57.19 [2] (0:11.33)	0:45.86 [6] (0:11.75)	0:34.11 [6] (0:11.43)	0:22.68 [7] (0:11.04)	0:11.64 [10] (0:11.64)	6.31L	-7	

Scratched: Dantela (#1), Spirit Of Camelot (#4), Global Turn (#10)

Report Created: Tue 05 November 2024 18:24:18 GMT+11 (Note: Timing is based on positional data)

- [ ] Position in running at each section and finish
- #: Saddle cloth number
- :--:-- No data available at this section
- DNF Did not finish
- NA No data available
- DNT Did not track
- █ Background shading for fastest section

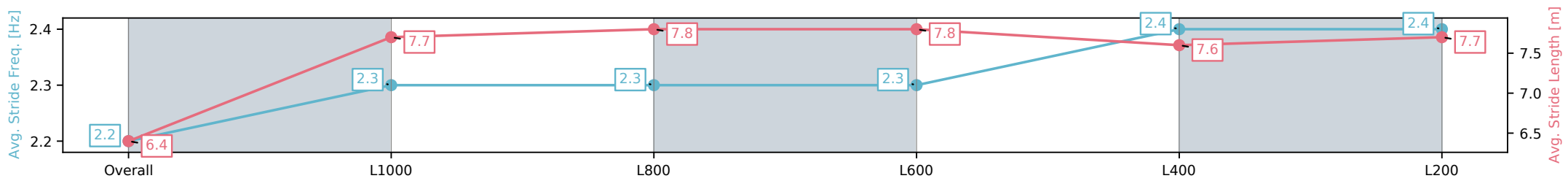
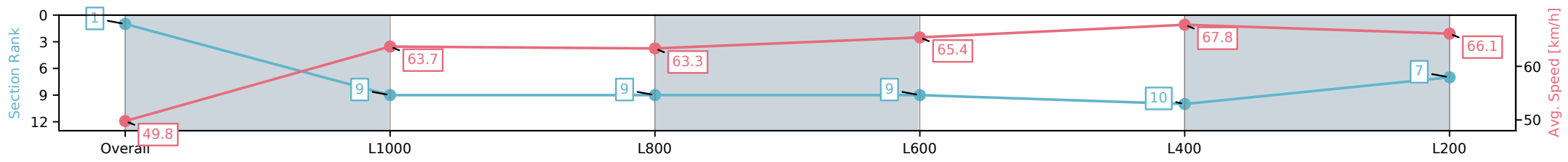
Horse/Jockey Name	SEEKING STARDOM/Jason Holder
Finish Rank	1
Fastest Section Time (Section)	0:10.78 (L400)
Top Speed [km/h] (Section)	70.8 (L600)
Race State	Finished



**Morphettville SA - Professional**  
**Race 8: Piper Heidsieck Champagne Handicap (Heat of Sportsbet Viddora Series) - 1200m**  
 05 November 2024 - 5:40PM  
 Track Rating: Good 4, Weather: Overcast, Rail Position: +9m  
 1200m-0m, +12m Remainder



Section	Overall	L1000	L800	L600	L400	L200
Section Times	1:10.49 [1] (0:14.48)	0:56.01 [9] (0:11.30)	0:44.71 [9] (0:11.63)	0:33.08 [9] (0:11.40)	0:21.68 [10] (0:10.78)	0:10.90 [7] (0:10.90)
Average Speed [km/h]	49.8	63.7	63.3	65.4	67.8	66.1
Top Speed [km/h]	62.9	64.7	65.0	67.5	70.8	68.1
Avg. Dist. to Rail [m]	10.1	6.3	5.5	7.0	11.0	11.0
Avg. Stride Freq. [Hz]	2.2	2.3	2.3	2.3	2.4	2.4
Avg. Stride Length [m]	6.4	7.7	7.8	7.8	7.6	7.7



[ ] Ranking at each section and finish  
 -:-:- No data available at this section  
 NA No data available

Horse/Jockey Name	JILLADORA/Alan Lai
Finish Rank	2
Fastest Section Time (Section)	0:10.72 (L400)
Top Speed [km/h] (Section)	69.2 (L600)
Race State	Finished



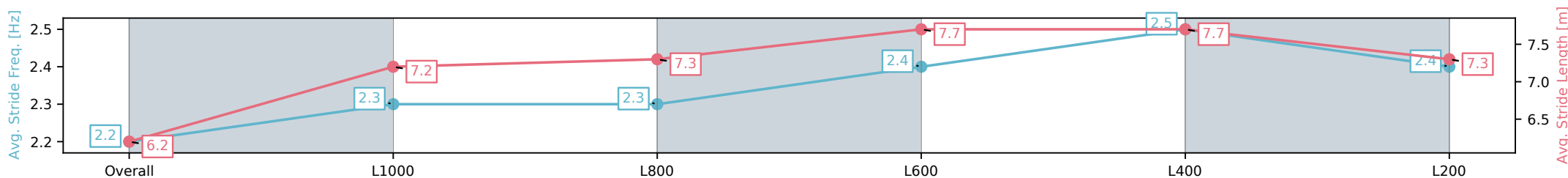
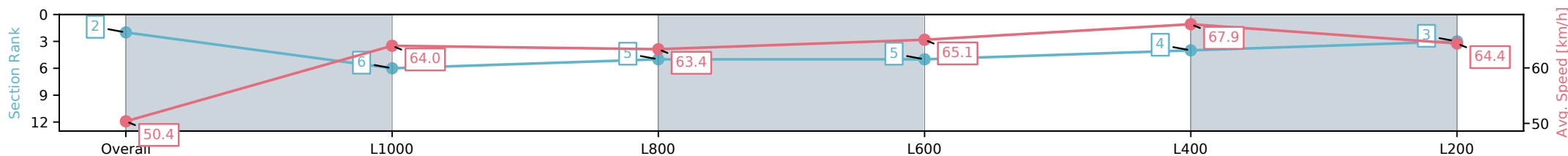
Morphettville SA - Professional  
 Race 8: Piper Heidsieck Champagne Handicap (Heat of Sportsbet Viddora Series) - 1200m



05 November 2024 - 5:40PM

Track Rating: Good 4, Weather: Overcast, Rail Position: +9m  
 1200m-0m, +12m Remainder

Section	Overall	L1000	L800	L600	L400	L200
Section Times	1:10.49 [2] (0:14.26)	0:56.23 [6] (0:11.26)	0:44.97 [5] (0:11.64)	0:33.33 [5] (0:11.45)	0:21.88 [4] (0:10.72)	0:11.16 [3] (0:11.16)
Average Speed [km/h]	50.4	64.0	63.4	65.1	67.9	64.4
Top Speed [km/h]	63.2	65.0	64.3	66.8	69.2	66.9
Avg. Dist. to Rail [m]	7.8	6.1	6.0	6.6	8.9	9.8
Avg. Stride Freq. [Hz]	2.2	2.3	2.3	2.4	2.5	2.4
Avg. Stride Length [m]	6.2	7.2	7.3	7.7	7.7	7.3



- [ ] Ranking at each section and finish
- :-:- No data available at this section
- NA No data available

Horse/Jockey Name	VALENTINA CHARM/Rochelle Milnes
Finish Rank	3
Fastest Section Time (Section)	0:10.87 (L400)
Top Speed [km/h] (Section)	67.7 (L600)
Race State	Finished



Morphettville SA - Professional

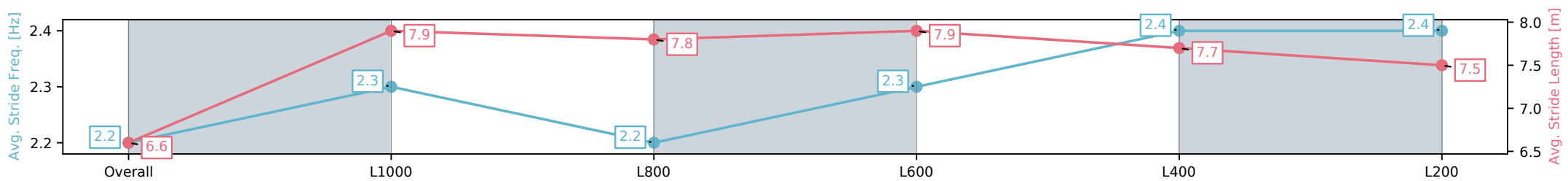
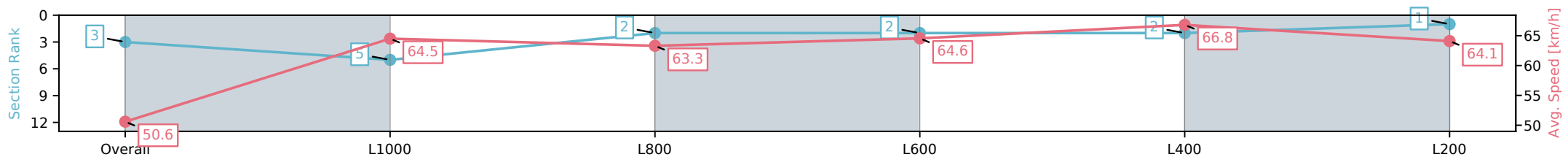
Race 8: Piper Heidsieck Champagne Handicap (Heat of Sportsbet Viddora Series) - 1200m

05 November 2024 - 5:40PM

Track Rating: Good 4, Weather: Overcast, Rail Position: +9m  
1200m-0m, +12m Remainder



Section	Overall	L1000	L800	L600	L400	L200
Section Times	1:10.51 [3] (0:14.25)	0:56.26 [5] (0:11.16)	0:45.10 [2] (0:11.59)	0:33.51 [2] (0:11.41)	0:22.10 [2] (0:10.87)	0:11.23 [1] (0:11.23)
Average Speed [km/h]	50.6	64.5	63.3	64.6	66.8	64.1
Top Speed [km/h]	63.1	65.3	65.0	65.4	67.7	66.3
Avg. Dist. to Rail [m]	8.6	6.2	4.7	4.8	6.5	7.4
Avg. Stride Freq. [Hz]	2.2	2.3	2.2	2.3	2.4	2.4
Avg. Stride Length [m]	6.6	7.9	7.8	7.9	7.7	7.5



[ ] Ranking at each section and finish  
 -:-:- No data available at this section  
 NA No data available

Horse/Jockey Name	TRES BELLE/Alana Livesey
Finish Rank	4
Fastest Section Time (Section)	0:10.81 (L400)
Top Speed [km/h] (Section)	71.0 (L600)
Race State	Finished



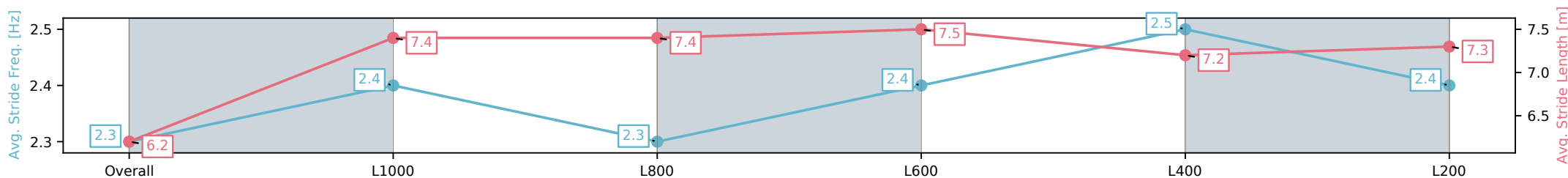
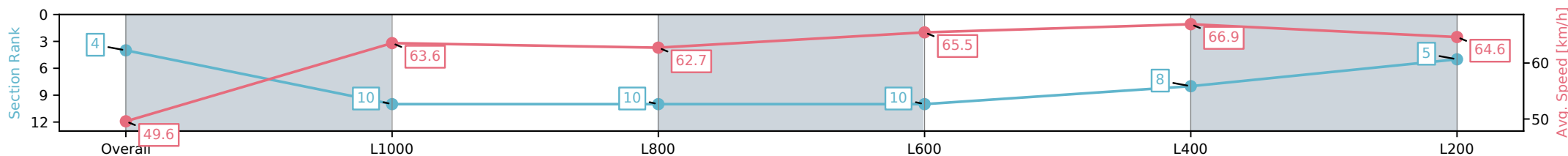
Morphettville SA - Professional  
Race 8: Piper Heidsieck Champagne Handicap (Heat of Sportsbet Viddora Series) - 1200m



05 November 2024 - 5:40PM

Track Rating: Good 4, Weather: Overcast, Rail Position: +9m  
1200m-0m, +12m Remainder

Section	Overall	L1000	L800	L600	L400	L200
Section Times	1:10.70 [4] (0:14.51)	0:56.19 [10] (0:11.33)	0:44.86 [10] (0:11.65)	0:33.21 [10] (0:11.24)	0:21.97 [8] (0:10.81)	0:11.16 [5] (0:11.16)
Average Speed [km/h]	49.6	63.6	62.7	65.5	66.9	64.6
Top Speed [km/h]	65.4	64.9	65.8	67.7	71.0	69.6
Avg. Dist. to Rail [m]	8.2	4.9	4.0	4.0	6.3	7.1
Avg. Stride Freq. [Hz]	2.3	2.4	2.3	2.4	2.5	2.4
Avg. Stride Length [m]	6.2	7.4	7.4	7.5	7.2	7.3



- [ ] Ranking at each section and finish
- :-:- No data available at this section
- NA No data available

Horse/Jockey Name	LAPILLI/Manoel Nunes
Finish Rank	5
Fastest Section Time (Section)	0:10.94 (L400)
Top Speed [km/h] (Section)	67.3 (L600)
Race State	Finished



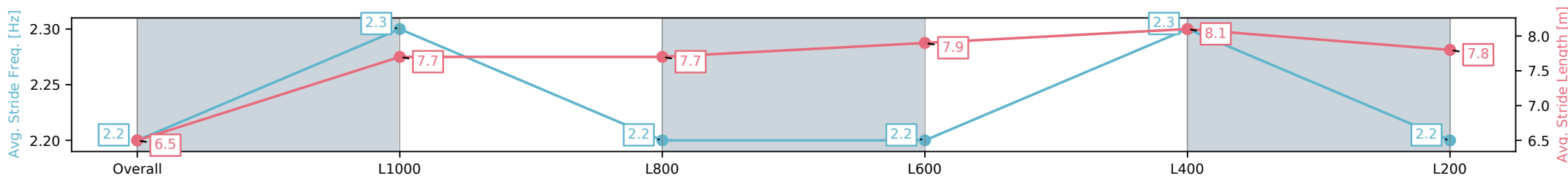
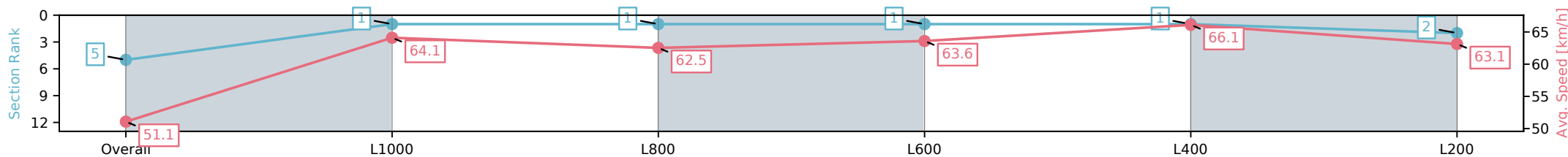
Morphettville SA - Professional  
Race 8: Piper Heidsieck Champagne Handicap (Heat of Sportsbet Viddora Series) - 1200m



05 November 2024 - 5:40PM

Track Rating: Good 4, Weather: Overcast, Rail Position: +9m  
1200m-0m, +12m Remainder

Section	Overall	L1000	L800	L600	L400	L200
Section Times	1:10.73 [5] (0:14.11)	0:56.62 [1] (0:11.22)	0:45.40 [1] (0:11.60)	0:33.80 [1] (0:11.44)	0:22.36 [1] (0:10.94)	0:11.42 [2] (0:11.42)
Average Speed [km/h]	51.1	64.1	62.5	63.6	66.1	63.1
Top Speed [km/h]	63.7	65.6	63.3	65.2	67.3	65.6
Avg. Dist. to Rail [m]	7.7	4.0	2.0	2.0	3.8	4.7
Avg. Stride Freq. [Hz]	2.2	2.3	2.2	2.2	2.3	2.2
Avg. Stride Length [m]	6.5	7.7	7.7	7.9	8.1	7.8



[ ] Ranking at each section and finish  
-:-:- No data available at this section  
NA No data available

Horse/Jockey Name	DAWNBURST/Zoe Lloyd
Finish Rank	6
Fastest Section Time (Section)	0:10.88 (L400)
Top Speed [km/h] (Section)	69.8 (L600)
Race State	Finished



### Morphettville SA - Professional

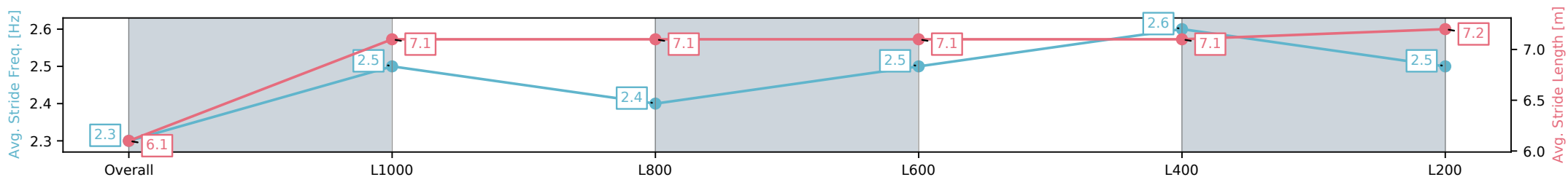
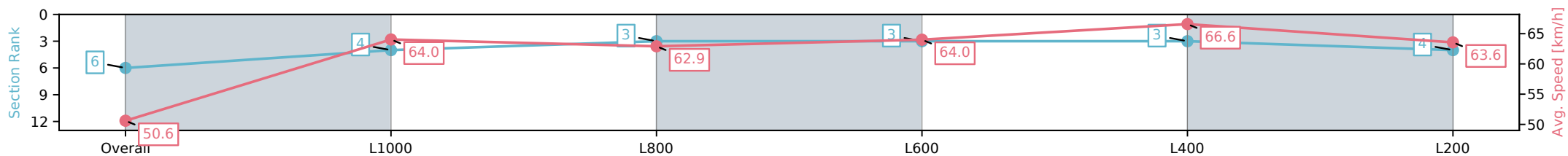
Race 8: Piper Heidsieck Champagne Handicap (Heat of Sportsbet Viddora Series) - 1200m

05 November 2024 - 5:40PM

Track Rating: Good 4, Weather: Overcast, Rail Position: +9m  
1200m-0m, +12m Remainder



Section	Overall	L1000	L800	L600	L400	L200
Section Times	1:10.77 [6] (0:14.22)	0:56.55 [4] (0:11.25)	0:45.30 [3] (0:11.60)	0:33.70 [3] (0:11.49)	0:22.21 [3] (0:10.88)	0:11.33 [4] (0:11.33)
Average Speed [km/h]	50.6	64.0	62.9	64.0	66.6	63.6
Top Speed [km/h]	63.3	64.9	64.9	66.5	69.8	67.9
Avg. Dist. to Rail [m]	5.3	4.2	3.7	4.0	5.7	6.4
Avg. Stride Freq. [Hz]	2.3	2.5	2.4	2.5	2.6	2.5
Avg. Stride Length [m]	6.1	7.1	7.1	7.1	7.1	7.2



- [ ] Ranking at each section and finish
- :-:- No data available at this section
- NA No data available

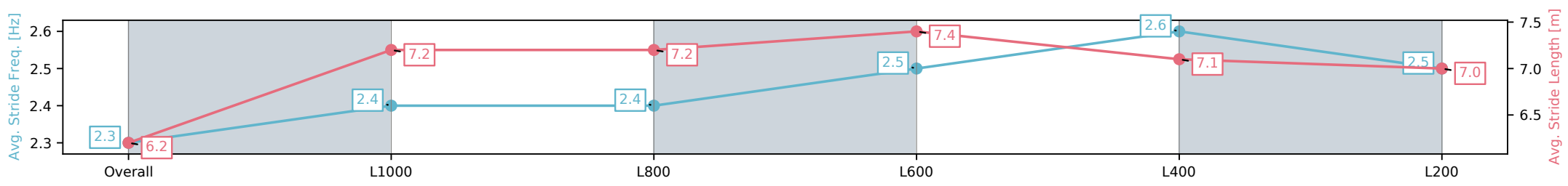
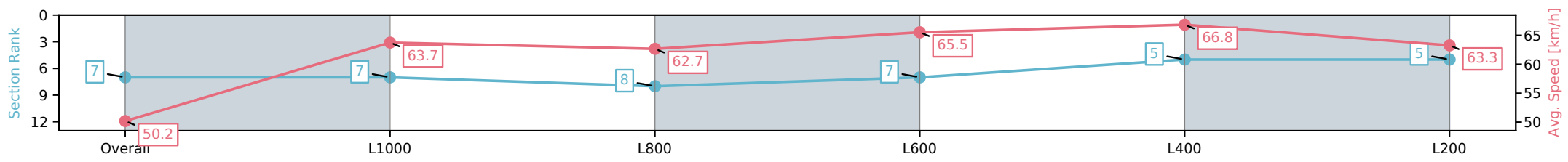
Horse/Jockey Name	OUR SHINING STAR/Jake Toeroek
Finish Rank	7
Fastest Section Time (Section)	0:10.89 (L400)
Top Speed [km/h] (Section)	68.8 (L600)
Race State	Finished



Morphettville SA - Professional  
 Race 8: Piper Heidsieck Champagne Handicap (Heat of Sportsbet Viddora Series) - 1200m  
 05 November 2024 - 5:40PM  
 Track Rating: Good 4, Weather: Overcast, Rail Position: +9m 1200m-0m, +12m Remainder



Section	Overall	L1000	L800	L600	L400	L200
Section Times	1:10.93 [7] (0:14.36)	0:56.57 [7] (0:11.30)	0:45.27 [8] (0:11.67)	0:33.60 [7] (0:11.32)	0:22.28 [5] (0:10.89)	0:11.39 [5] (0:11.39)
Average Speed [km/h]	50.2	63.7	62.7	65.5	66.8	63.3
Top Speed [km/h]	64.2	64.8	63.6	67.2	68.8	67.0
Avg. Dist. to Rail [m]	5.3	4.0	4.0	5.7	10.2	10.4
Avg. Stride Freq. [Hz]	2.3	2.4	2.4	2.5	2.6	2.5
Avg. Stride Length [m]	6.2	7.2	7.2	7.4	7.1	7.0



[ ] Ranking at each section and finish  
 -:-:- No data available at this section  
 NA No data available



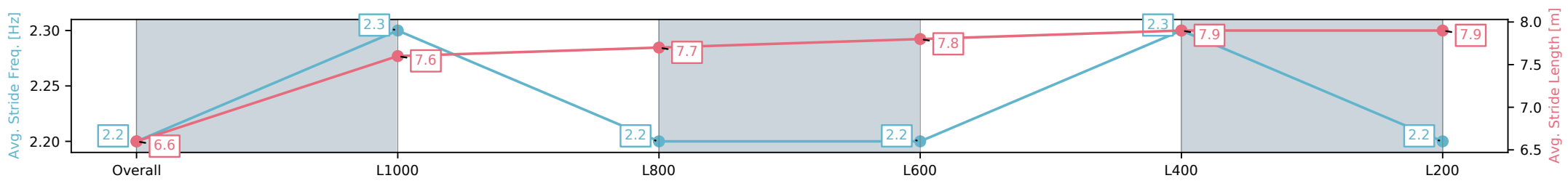
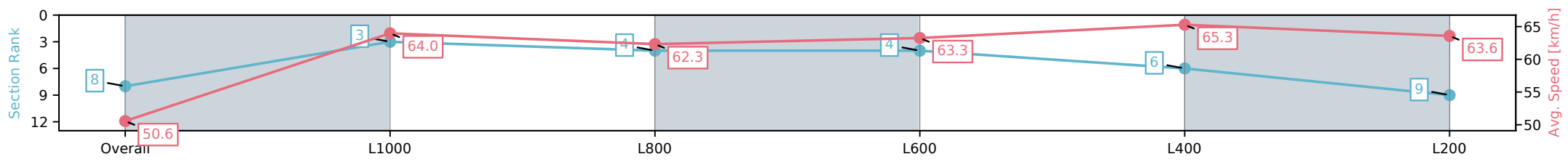
Horse/Jockey Name	DEVIL'S DEXTER/Callan Murray
Finish Rank	8
Fastest Section Time (Section)	0:11.07 (L400)
Top Speed [km/h] (Section)	66.7 (L600)
Race State	Finished



Morphettville SA - Professional  
 Race 8: Piper Heidsieck Champagne Handicap (Heat of Sportsbet Viddora Series) - 1200m  
 05 November 2024 - 5:40PM  
 Track Rating: Good 4, Weather: Overcast, Rail Position: +9m 1200m-0m, +12m Remainder



Section	Overall	L1000	L800	L600	L400	L200
Section Times	1:11.07 [8] (0:14.22)	0:56.85 [3] (0:11.26)	0:45.59 [4] (0:11.67)	0:33.92 [4] (0:11.53)	0:22.39 [6] (0:11.07)	0:11.32 [9] (0:11.32)
Average Speed [km/h]	50.6	64.0	62.3	63.3	65.3	63.6
Top Speed [km/h]	65.2	64.9	63.3	64.4	66.7	65.9
Avg. Dist. to Rail [m]	3.8	3.0	2.7	2.6	2.8	4.6
Avg. Stride Freq. [Hz]	2.2	2.3	2.2	2.2	2.3	2.2
Avg. Stride Length [m]	6.6	7.6	7.7	7.8	7.9	7.9



[ ] Ranking at each section and finish  
 -:-:- No data available at this section  
 NA No data available

Horse/Jockey Name	IN THE DARKNESS/Jessica Eaton
Finish Rank	9
Fastest Section Time (Section)	0:11.00 (L400)
Top Speed [km/h] (Section)	68.8 (L600)
Race State	Finished



Morphettville SA - Professional

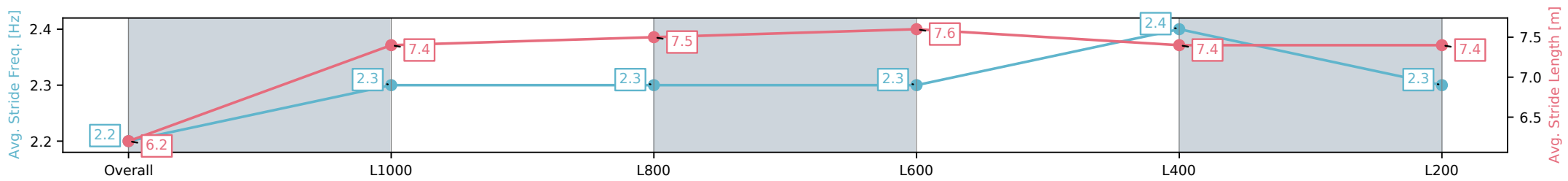
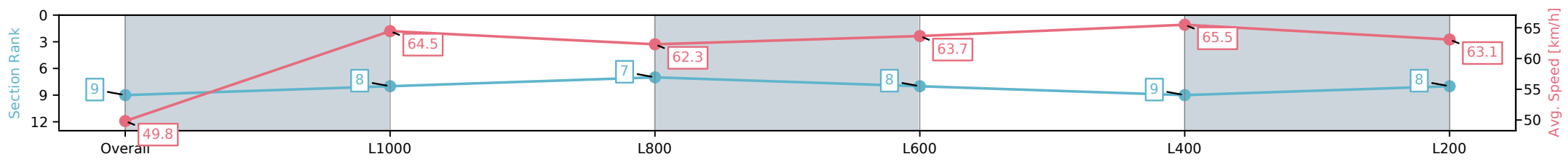
Race 8: Piper Heidsieck Champagne Handicap (Heat of Sportsbet Viddora Series) - 1200m

05 November 2024 - 5:40PM

Track Rating: Good 4, Weather: Overcast, Rail Position: +9m  
1200m-0m, +12m Remainder



Section	Overall	L1000	L800	L600	L400	L200
Section Times	1:11.18 [9] (0:14.44)	0:56.74 [8] (0:11.18)	0:45.56 [7] (0:11.72)	0:33.84 [8] (0:11.40)	0:22.44 [9] (0:11.00)	0:11.44 [8] (0:11.44)
Average Speed [km/h]	49.8	64.5	62.3	63.7	65.5	63.1
Top Speed [km/h]	64.9	65.3	63.8	64.4	68.8	65.9
Avg. Dist. to Rail [m]	6.5	3.6	3.3	1.9	2.6	3.3
Avg. Stride Freq. [Hz]	2.2	2.3	2.3	2.3	2.4	2.3
Avg. Stride Length [m]	6.2	7.4	7.5	7.6	7.4	7.4



[ ] Ranking at each section and finish  
 -:-:- No data available at this section  
 NA No data available

Horse/Jockey Name	PRETENTIOUS LASS/Kayla Crowther
Finish Rank	10
Fastest Section Time (Section)	0:11.04 (L400)
Top Speed [km/h] (Section)	66.7 (L600)
Race State	Finished



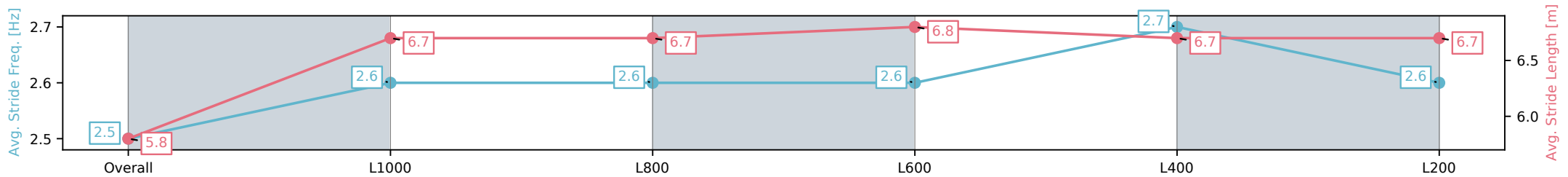
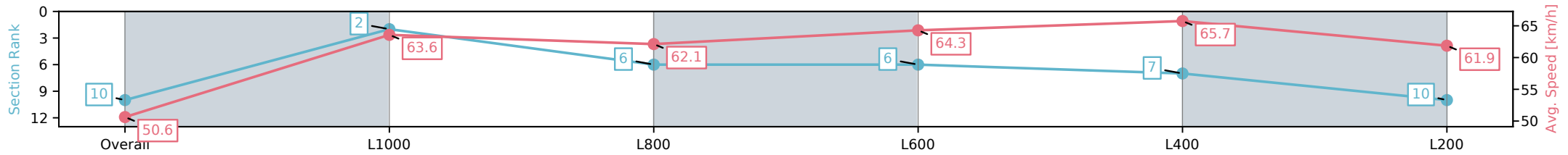
Morphettville SA - Professional  
 Race 8: Piper Heidsieck Champagne Handicap (Heat of Sportsbet Viddora Series) - 1200m



05 November 2024 - 5:40PM

Track Rating: Good 4, Weather: Overcast, Rail Position: +9m  
 1200m-0m, +12m Remainder

Section	Overall	L1000	L800	L600	L400	L200
Section Times	1:11.40 [10] (0:14.21)	0:57.19 [2] (0:11.33)	0:45.86 [6] (0:11.75)	0:34.11 [6] (0:11.43)	0:22.68 [7] (0:11.04)	0:11.64 [10] (0:11.64)
Average Speed [km/h]	50.6	63.6	62.1	64.3	65.7	61.9
Top Speed [km/h]	63.6	64.9	64.1	65.3	66.7	64.9
Avg. Dist. to Rail [m]	4.8	4.0	3.4	4.0	6.9	8.8
Avg. Stride Freq. [Hz]	2.5	2.6	2.6	2.6	2.7	2.6
Avg. Stride Length [m]	5.8	6.7	6.7	6.8	6.7	6.7



- [ ] Ranking at each section and finish
- :-:- No data available at this section
- NA No data available