



RACINGSA

Morphettville SA
Race 4: The Quarter Handicap - 1600m
02 November 2024 - 2:03PM



Morphettville

Track Rating: Good 4, Weather: Fine, Rail Position: +9m Entire; Sectional 612m

Table with columns: Section, Field Times, Position, #, Horse/Jockey, Barrier, Top Speed [km/h], Fastest Section, First 400m, Overall, L1400, L1200, L1000, L800, L600, Distance Travelled From Winner [m]. Rows include horses like LOMAX, AWESOME LINEUP, PROVEN CORRECT, IMPOSING SUSPECT, THERMODYNAMIC, WRITTEN BY YOU, HADAR, and IT'SBRUCE.

Scratched: Thinkingtonine (#7), Trumpty Dumpty (#9)

- [] Position in running at each section and finish
Saddle cloth number
-:-:- No data available at this section
DNF Did not finish
NA No data available
DNT Did not track
[] Background shading for fastest section



RACINGSA

Morphettville SA
Race 4: The Quarter Handicap - 1600m
02 November 2024 - 2:03PM



Morphettville

Track Rating: Good 4, Weather: Fine, Rail Position: +9m Entire; Sectional 612m

Section
Field Times

L400
0:22.81
(0:11.18)
L200
0:11.62
(0:11.62)

Position	#	Horse/Jockey	Barrier	Top Speed [km/h]	Fastest Section	First 400m	L400 0:22.81 (0:11.18)	L200 0:11.62 (0:11.62)	Margin	Distance Travelled From Winner [m]
1	2	LOMAX Lachlan Neindorf	6	66.6 600-400	0:11.10 400-200	0:27.60	0:22.51 [6] (0:11.10)	0:11.41 [3] (0:11.41)	1:37.72	
2	4	AWESOME LINEUP Callan Murray	4	66.9 600-400	0:11.04 400-200	0:26.90	0:22.68 [3] (0:11.04)	0:11.64 [1] (0:11.64)	0.1L	-4
3	3	PROVEN CORRECT Taylor Johnstone	8	65.5 600-400	0:11.27 400-200	0:26.74	0:22.86 [4] (0:11.27)	0:11.59 [4] (0:11.59)	1.3L	+0
4	5	IMPOSING SUSPECT Rochelle Milnes	3	65.5 600-400	0:11.20 400-200	0:27.31	0:22.72 [7] (0:11.20)	0:11.52 [7] (0:11.52)	2.0L	-3
5	6	THERMODYNAMIC Jason Holder	2	64.7 600-400	0:11.28 400-200	0:26.91	0:22.97 [5] (0:11.28)	0:11.69 [5] (0:11.69)	2.2L	-8
6	10	WRITTEN BY YOU Jessica Eaton	7	64.5 600-400	0:11.30 400-200	0:26.63	0:23.22 [2] (0:11.30)	0:11.92 [2] (0:11.92)	2.8L	-5
7	8	HADAR Stacey Metcalfe	5	63.5 600-400	0:11.50 400-200	0:26.60	0:23.80 [1] (0:11.50)	0:12.30 [6] (0:12.30)	6.2L	-7
8	1	IT'SBRUCE Jacob Opperman	1	64.0 600-400	0:11.53 400-200	0:27.61	0:23.75 [8] (0:11.53)	0:12.22 [8] (0:12.22)	9.7L	-1

Scratched: Thinkingnintynine (#7), Trumpty Dumpty (#9)

- [] Position in running at each section and finish
- #: Saddle cloth number
- :--- No data available at this section
- DNF Did not finish
- NA No data available
- DNT Did not track
- █ Background shading for fastest section

Horse/Jockey Name	LOMAX/Lachlan Neindorf
Finish Rank	1
Fastest Section Time (Section)	0:11.10 (L400)
Top Speed [km/h] (Section)	66.6 (L600)
Race State	Finished



Morphettville SA - Professional

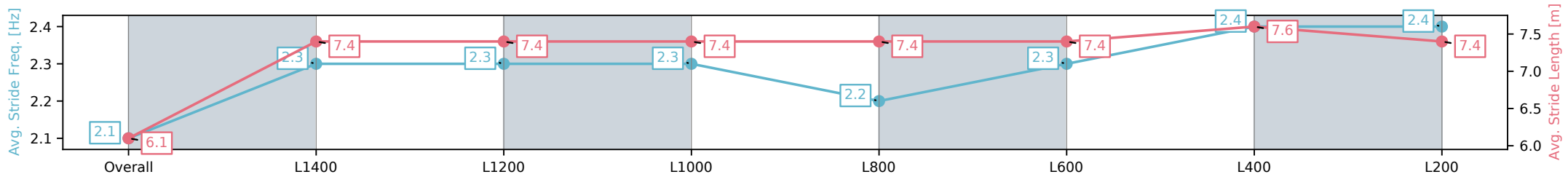
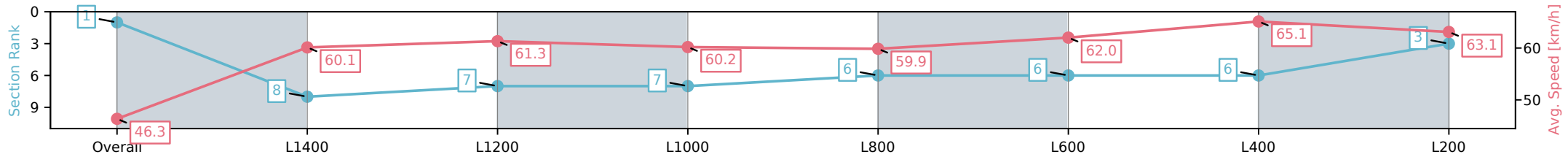
Race 4: The Quarter Handicap - 1600m

02 November 2024 - 2:03PM

Track Rating: Good 4, Weather: Fine, Rail Position: +9m Entire; Sectional 612m



Section	Overall	L1400	L1200	L1000	L800	L600	L400	L200
Section Times	1:37.72 [1] (0:15.53)	1:22.19 [8] (0:12.07)	1:10.12 [7] (0:11.78)	0:58.34 [7] (0:11.95)	0:46.39 [6] (0:12.13)	0:34.26 [6] (0:11.75)	0:22.51 [6] (0:11.10)	0:11.41 [3] (0:11.41)
Average Speed [km/h]	46.3	60.1	61.3	60.2	59.9	62.0	65.1	63.1
Top Speed [km/h]	60.4	60.8	63.8	63.8	60.9	64.1	66.6	65.4
Avg. Dist. to Rail [m]	3.7	1.6	1.2	1.7	1.8	2.4	4.8	7.1
Avg. Stride Freq. [Hz]	2.1	2.3	2.3	2.3	2.2	2.3	2.4	2.4
Avg. Stride Length [m]	6.1	7.4	7.4	7.4	7.4	7.4	7.6	7.4



- [] Ranking at each section and finish
- :-:- No data available at this section
- NA No data available

Horse/Jockey Name	AWESOME LINEUP/Callan Murray
Finish Rank	2
Fastest Section Time (Section)	0:11.04 (L400)
Top Speed [km/h] (Section)	66.9 (L600)
Race State	Finished



Morphettville SA - Professional

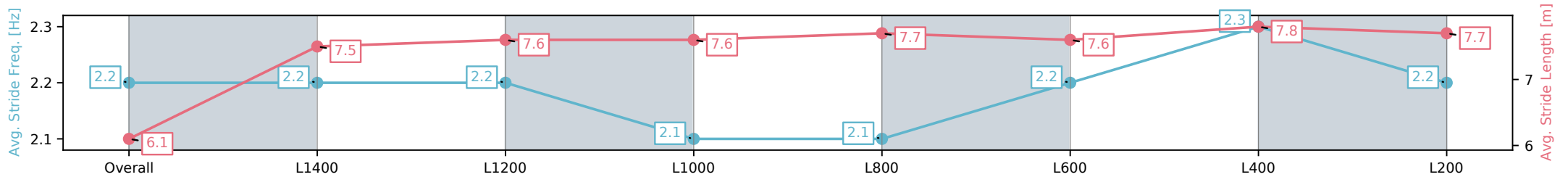
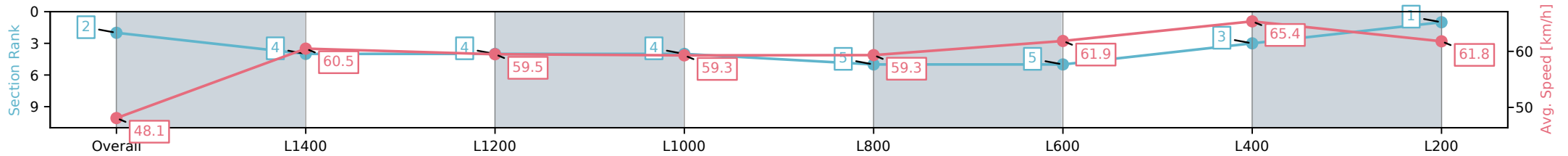
Race 4: The Quarter Handicap - 1600m

02 November 2024 - 2:03PM

Track Rating: Good 4, Weather: Fine, Rail Position: +9m Entire; Sectional 612m



Section	Overall	L1400	L1200	L1000	L800	L600	L400	L200
Section Times	1:37.73 [2] (0:14.98)	1:22.75 [4] (0:11.92)	1:10.83 [4] (0:12.12)	0:58.71 [4] (0:12.15)	0:46.56 [5] (0:12.16)	0:34.40 [5] (0:11.72)	0:22.68 [3] (0:11.04)	0:11.64 [1] (0:11.64)
Average Speed [km/h]	48.1	60.5	59.5	59.3	59.3	61.9	65.4	61.8
Top Speed [km/h]	60.3	61.3	60.4	60.1	59.9	64.8	66.9	66.7
Avg. Dist. to Rail [m]	1.8	0.7	0.4	0.9	0.8	1.0	3.0	4.8
Avg. Stride Freq. [Hz]	2.2	2.2	2.2	2.1	2.1	2.2	2.3	2.2
Avg. Stride Length [m]	6.1	7.5	7.6	7.6	7.7	7.6	7.8	7.7



- [] Ranking at each section and finish
- :-:- No data available at this section
- NA No data available

Horse/Jockey Name	PROVEN CORRECT/Taylor Johnstone
Finish Rank	3
Fastest Section Time (Section)	0:11.27 (L400)
Top Speed [km/h] (Section)	65.5 (L600)
Race State	Finished



Morphettville SA - Professional

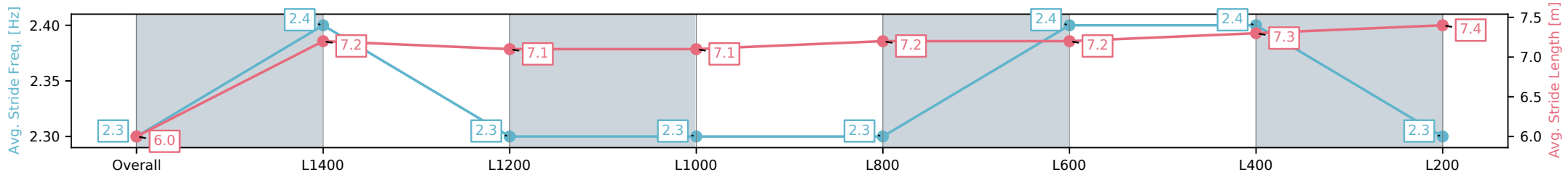
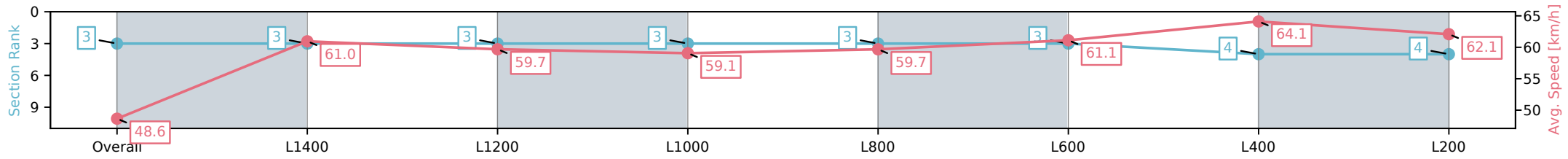
Race 4: The Quarter Handicap - 1600m

02 November 2024 - 2:03PM

Track Rating: Good 4, Weather: Fine, Rail Position: +9m Entire; Sectional 612m



Section	Overall	L1400	L1200	L1000	L800	L600	L400	L200
Section Times	1:37.92 [3] (0:14.82)	1:23.10 [3] (0:11.92)	1:11.18 [3] (0:12.12)	0:59.06 [3] (0:12.20)	0:46.86 [3] (0:12.14)	0:34.72 [3] (0:11.86)	0:22.86 [4] (0:11.27)	0:11.59 [4] (0:11.59)
Average Speed [km/h]	48.6	61.0	59.7	59.1	59.7	61.1	64.1	62.1
Top Speed [km/h]	62.6	62.8	60.3	60.3	61.0	63.5	65.5	65.3
Avg. Dist. to Rail [m]	6.3	2.4	1.6	1.7	1.5	1.3	4.1	6.5
Avg. Stride Freq. [Hz]	2.3	2.4	2.3	2.3	2.3	2.4	2.4	2.3
Avg. Stride Length [m]	6.0	7.2	7.1	7.1	7.2	7.2	7.3	7.4



[] Ranking at each section and finish
 -:-:- No data available at this section
 NA No data available

Horse/Jockey Name	IMPOSING SUSPECT/Rochelle Milnes
Finish Rank	4
Fastest Section Time (Section)	0:11.20 (L400)
Top Speed [km/h] (Section)	65.5 (L600)
Race State	Finished



Morphettville SA - Professional

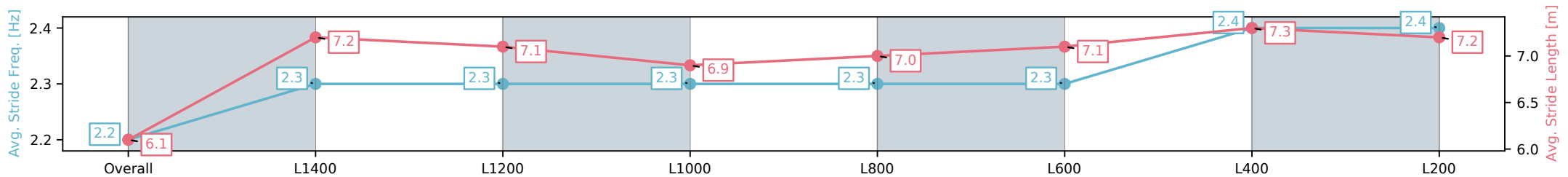
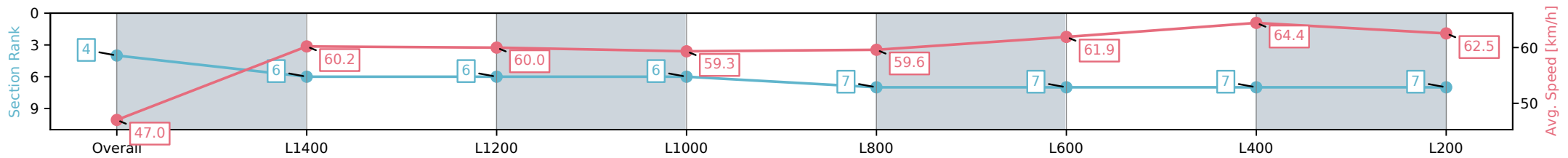
Race 4: The Quarter Handicap - 1600m

02 November 2024 - 2:03PM

Track Rating: Good 4, Weather: Fine, Rail Position: +9m Entire; Sectional 612m



Section	Overall	L1400	L1200	L1000	L800	L600	L400	L200
Section Times	1:38.04 [4] (0:15.34)	1:22.70 [6] (0:11.97)	1:10.73 [6] (0:12.03)	0:58.70 [6] (0:12.13)	0:46.57 [7] (0:12.13)	0:34.44 [7] (0:11.72)	0:22.72 [7] (0:11.20)	0:11.52 [7] (0:11.52)
Average Speed [km/h]	47.0	60.2	60.0	59.3	59.6	61.9	64.4	62.5
Top Speed [km/h]	60.4	60.8	60.8	61.6	61.0	63.4	65.5	64.9
Avg. Dist. to Rail [m]	1.8	0.6	0.7	1.3	0.9	1.5	4.6	8.6
Avg. Stride Freq. [Hz]	2.2	2.3	2.3	2.3	2.3	2.3	2.4	2.4
Avg. Stride Length [m]	6.1	7.2	7.1	6.9	7.0	7.1	7.3	7.2



- [] Ranking at each section and finish
- :-:- No data available at this section
- NA No data available

Horse/Jockey Name	THERMODYNAMIC/Jason Holder
Finish Rank	5
Fastest Section Time (Section)	0:11.28 (L400)
Top Speed [km/h] (Section)	64.7 (L600)
Race State	Finished



Morphettville SA - Professional

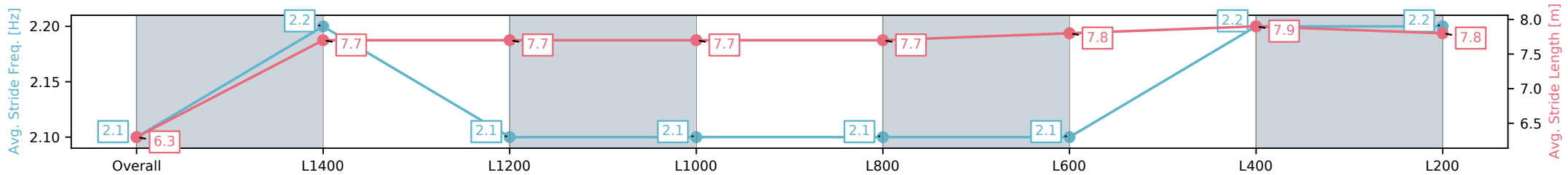
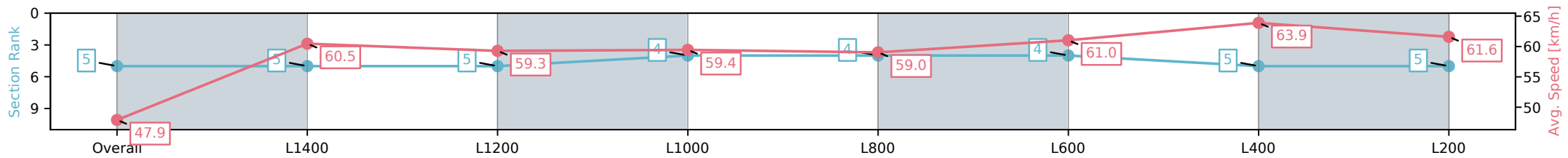
Race 4: The Quarter Handicap - 1600m

02 November 2024 - 2:03PM

Track Rating: Good 4, Weather: Fine, Rail Position: +9m Entire; Sectional 612m



Section	Overall	L1400	L1200	L1000	L800	L600	L400	L200
Section Times	1:38.07 [5] (0:15.04)	1:23.03 [5] (0:11.87)	1:11.16 [5] (0:12.11)	0:59.05 [4] (0:12.10)	0:46.95 [4] (0:12.19)	0:34.76 [4] (0:11.79)	0:22.97 [5] (0:11.28)	0:11.69 [5] (0:11.69)
Average Speed [km/h]	47.9	60.5	59.3	59.4	59.0	61.0	63.9	61.6
Top Speed [km/h]	60.5	61.1	60.0	61.0	60.1	63.1	64.7	63.5
Avg. Dist. to Rail [m]	0.7	0.6	0.9	0.1	0.2	0.2	1.9	3.6
Avg. Stride Freq. [Hz]	2.1	2.2	2.1	2.1	2.1	2.1	2.2	2.2
Avg. Stride Length [m]	6.3	7.7	7.7	7.7	7.7	7.8	7.9	7.8



- [] Ranking at each section and finish
- :-:- No data available at this section
- NA No data available

Horse/Jockey Name	WRITTEN BY YOU/Jessica Eaton
Finish Rank	6
Fastest Section Time (Section)	0:11.30 (L400)
Top Speed [km/h] (Section)	64.5 (L600)
Race State	Finished



Morphettville SA - Professional

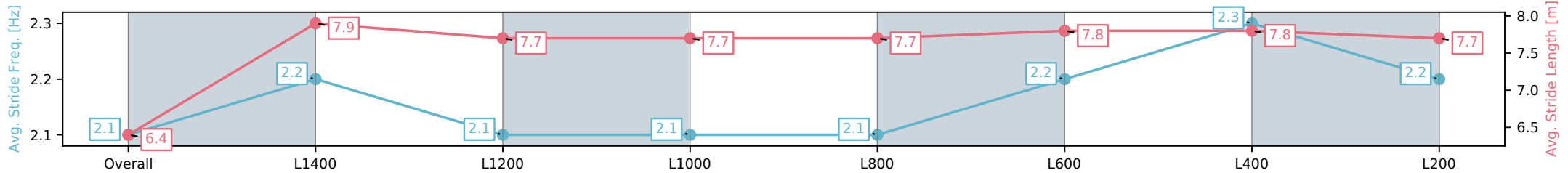
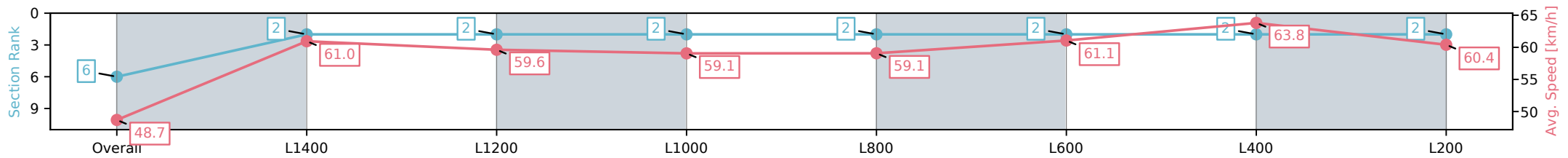
Race 4: The Quarter Handicap - 1600m

02 November 2024 - 2:03PM

Track Rating: Good 4, Weather: Fine, Rail Position: +9m Entire; Sectional 612m



Section	Overall	L1400	L1200	L1000	L800	L600	L400	L200
Section Times	1:38.17 [6] (0:14.78)	1:23.39 [2] (0:11.85)	1:11.54 [2] (0:12.08)	0:59.46 [2] (0:12.19)	0:47.27 [2] (0:12.23)	0:35.04 [2] (0:11.82)	0:23.22 [2] (0:11.30)	0:11.92 [2] (0:11.92)
Average Speed [km/h]	48.7	61.0	59.6	59.1	59.1	61.1	63.8	60.4
Top Speed [km/h]	62.0	61.7	60.3	59.6	59.9	62.5	64.5	63.7
Avg. Dist. to Rail [m]	4.3	0.6	0.5	1.0	0.8	0.7	1.6	3.3
Avg. Stride Freq. [Hz]	2.1	2.2	2.1	2.1	2.1	2.2	2.3	2.2
Avg. Stride Length [m]	6.4	7.9	7.7	7.7	7.7	7.8	7.8	7.7



- [] Ranking at each section and finish
- :-:- No data available at this section
- NA No data available

Horse/Jockey Name	HADAR/Stacey Metcalfe
Finish Rank	7
Fastest Section Time (Section)	0:11.50 (L400)
Top Speed [km/h] (Section)	63.5 (L600)
Race State	Finished



Morphettville SA - Professional

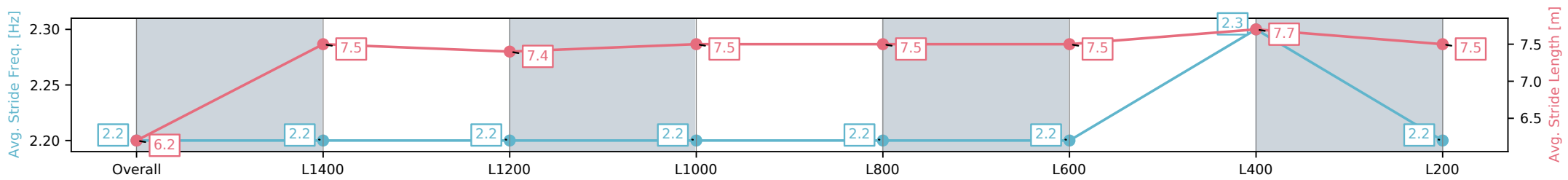
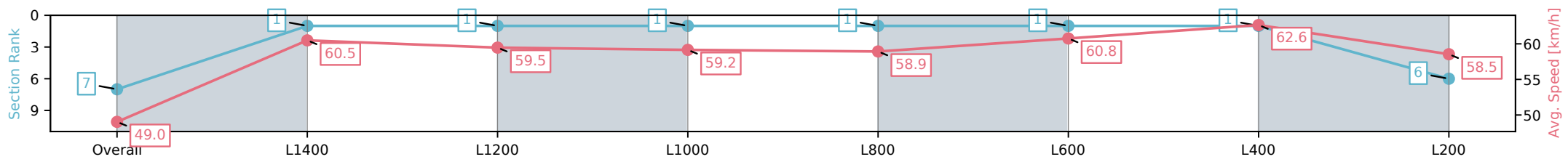
Race 4: The Quarter Handicap - 1600m

02 November 2024 - 2:03PM

Track Rating: Good 4, Weather: Fine, Rail Position: +9m Entire; Sectional 612m



Section	Overall	L1400	L1200	L1000	L800	L600	L400	L200
Section Times	1:38.71 [7] (0:14.68)	1:24.03 [1] (0:11.92)	1:12.11 [1] (0:12.09)	1:00.02 [1] (0:12.16)	0:47.86 [1] (0:12.21)	0:35.65 [1] (0:11.85)	0:23.80 [1] (0:11.50)	0:12.30 [6] (0:12.30)
Average Speed [km/h]	49.0	60.5	59.5	59.2	58.9	60.8	62.6	58.5
Top Speed [km/h]	62.1	62.0	60.3	60.2	59.6	61.8	63.5	62.0
Avg. Dist. to Rail [m]	3.7	0.4	0.3	0.2	0.2	0.2	1.1	2.9
Avg. Stride Freq. [Hz]	2.2	2.2	2.2	2.2	2.2	2.2	2.3	2.2
Avg. Stride Length [m]	6.2	7.5	7.4	7.5	7.5	7.5	7.7	7.5



[] Ranking at each section and finish
 -:-:- No data available at this section
 NA No data available

Horse/Jockey Name	IT'SBRUCE/Jacob Opperman
Finish Rank	8
Fastest Section Time (Section)	0:11.53 (L400)
Top Speed [km/h] (Section)	64.0 (L600)
Race State	Finished



Morphettville SA - Professional

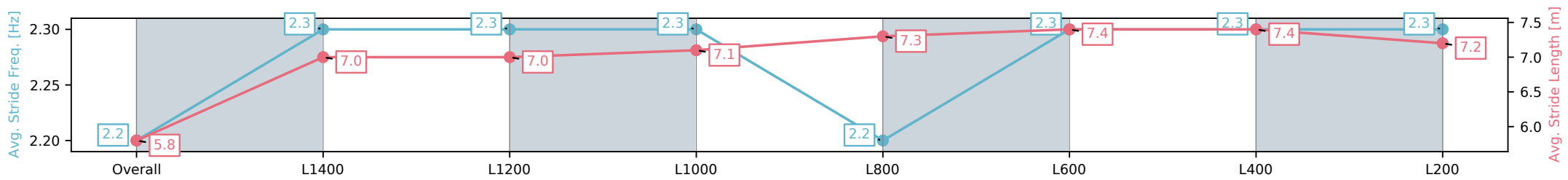
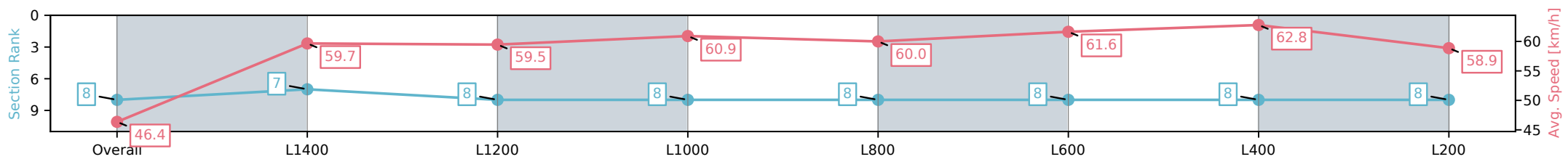
Race 4: The Quarter Handicap - 1600m

02 November 2024 - 2:03PM

Track Rating: Good 4, Weather: Fine, Rail Position: +9m Entire; Sectional 612m



Section	Overall	L1400	L1200	L1000	L800	L600	L400	L200
Section Times	1:39.26 [8] (0:15.53)	1:23.73 [7] (0:12.08)	1:11.65 [8] (0:12.14)	0:59.51 [8] (0:11.81)	0:47.70 [8] (0:12.08)	0:35.62 [8] (0:11.87)	0:23.75 [8] (0:11.53)	0:12.22 [8] (0:12.22)
Average Speed [km/h]	46.4	59.7	59.5	60.9	60.0	61.6	62.8	58.9
Top Speed [km/h]	60.4	60.7	61.6	62.6	62.1	62.2	64.0	62.5
Avg. Dist. to Rail [m]	0.6	0.5	0.4	1.6	1.7	3.1	4.3	5.5
Avg. Stride Freq. [Hz]	2.2	2.3	2.3	2.3	2.2	2.3	2.3	2.3
Avg. Stride Length [m]	5.8	7.0	7.0	7.1	7.3	7.4	7.4	7.2



[] Ranking at each section and finish
 -:-:- No data available at this section
 NA No data available