



RACINGSA

Morphettville SA

Race 2: Bet In The Shed at Morphettville Handicap - 1200m

02 November 2024 - 12:42PM

Track Rating: Good 4, Weather: Fine, Rail Position: +9m Entire; Sectional 612m



Morphettville

Section													Overall	L1000	L800	L600	L400	L200		
Field Times													1:09.92 (0:14.06)	0:55.86 (0:10.87)	0:45.00 (0:11.05)	0:33.94 (0:11.21)	0:22.73 (0:11.13)	0:11.60 (0:11.60)		
Position	#	Horse/Jockey	Barrier	Top Speed [km/h]	Fastest Section	First 400m								Margin	Distance Travelled From Winner [m]					
1	2	TOP CALIBRE Todd Pannell	3	66.4 800-600	0:10.99 600-400	0:25.61	1:09.92 (0:14.55)	0:55.37 [6] (0:11.06)	0:44.31 [5] (0:11.00)	0:33.31 [5] (0:10.99)	0:22.32 [5] (0:11.00)	0:11.32 [3] (0:11.32)	1:09.92							
2	5	LIMITED RISK Rochelle Milnes	8	67.0 1200-1000	0:10.89 1000-800	0:25.04	1:10.08 (0:14.15)	0:55.93 [2] (0:10.89)	0:45.04 [2] (0:11.03)	0:34.01 [2] (0:11.17)	0:22.84 [2] (0:11.08)	0:11.76 [1] (0:11.76)	1.0L	+1						
3	10	LIMBERING Manoel Nunes	2	66.5 1200-1000	0:10.87 1000-800	0:24.92	1:10.15 (0:14.05)	0:56.10 [1] (0:10.87)	0:45.23 [1] (0:11.05)	0:34.18 [1] (0:11.22)	0:22.96 [1] (0:11.20)	0:11.76 [2] (0:11.76)	1.4L	-1						
4	6	METRICAL Jason Holder	1	66.9 600-400	0:10.97 600-400	0:25.68	1:10.39 (0:14.54)	0:55.85 [5] (0:11.14)	0:44.71 [6] (0:11.09)	0:33.62 [6] (0:10.97)	0:22.65 [6] (0:11.08)	0:11.57 [5] (0:11.56)	3.0L	-5						
5	8	MYOCEAN WARRIOR Justin Potter	4	66.2 1000-800	0:11.01 1000-800	0:25.22	1:10.43 (0:14.21)	0:56.22 [3] (0:11.01)	0:45.21 [3] (0:11.05)	0:34.16 [3] (0:11.21)	0:22.95 [3] (0:11.15)	0:11.80 [4] (0:11.80)	3.2L	+0						
6	9	WILLASTON Dom Tourneur	7	66.4 800-600	0:11.01 600-400	0:25.78	1:10.54 (0:14.60)	0:55.94 [7] (0:11.18)	0:44.76 [7] (0:11.04)	0:33.72 [7] (0:11.01)	0:22.71 [7] (0:11.08)	0:11.63 [6] (0:11.63)	3.9L	+0						
7	4	PIVOTAL FORCE Ben Price	5	66.6 600-400	0:10.94 400-200	0:25.95	1:10.65 (0:14.77)	0:55.88 [8] (0:11.18)	0:44.70 [8] (0:11.08)	0:33.62 [8] (0:11.00)	0:22.62 [8] (0:10.94)	0:11.68 [7] (0:11.68)	4.5L	-2						
8	1	KERMANTIC Alana Livesey	6	66.2 1200-1000	0:10.97 1000-800	0:25.28	1:11.87 (0:14.32)	0:57.55 [4] (0:10.97)	0:46.58 [4] (0:11.02)	0:35.56 [4] (0:11.25)	0:24.31 [4] (0:11.66)	0:12.65 [8] (0:12.65)	12.2L	+1						

Scratched: Written Royalty (#3), Miss Remski (#7)

- [] Position in running at each section and finish
- #: Saddle cloth number
- :--:-- No data available at this section
- DNF Did not finish
- NA No data available
- DNT Did not track
- █ Background shading for fastest section

Horse/Jockey Name	TOP CALIBRE/Todd Pannell
Finish Rank	1
Fastest Section Time (Section)	0:10.99 (L600)
Top Speed [km/h] (Section)	66.4 (L800)
Race State	Finished



Morphettville SA - Professional

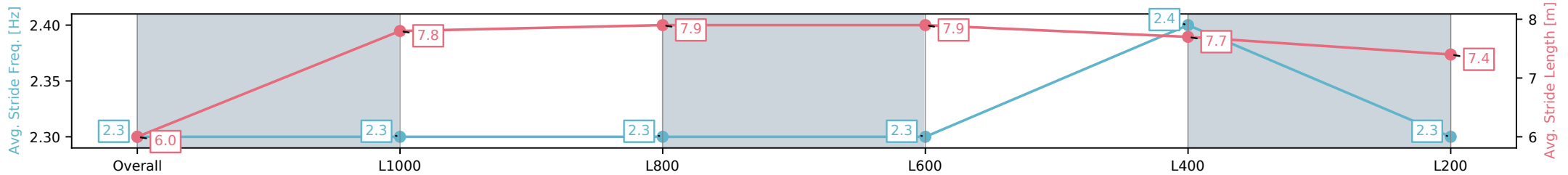
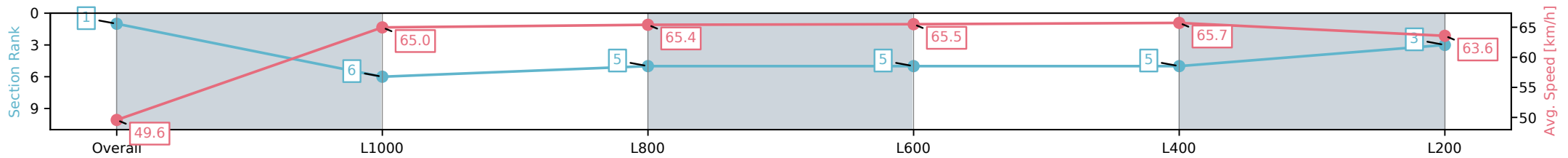
Race 2: Bet In The Shed at Morphettville Handicap - 1200m

02 November 2024 - 12:42PM

Track Rating: Good 4, Weather: Fine, Rail Position: +9m Entire; Sectional 612m



Section	Overall	L1000	L800	L600	L400	L200
Section Times	1:09.92 [1] (0:14.55)	0:55.37 [6] (0:11.06)	0:44.31 [5] (0:11.00)	0:33.31 [5] (0:10.99)	0:22.32 [5] (0:11.00)	0:11.32 [3] (0:11.32)
Average Speed [km/h]	49.6	65.0	65.4	65.5	65.7	63.6
Top Speed [km/h]	64.6	65.8	66.0	66.4	66.3	65.6
Avg. Dist. to Rail [m]	1.4	0.2	0.6	0.7	2.8	4.2
Avg. Stride Freq. [Hz]	2.3	2.3	2.3	2.3	2.4	2.3
Avg. Stride Length [m]	6.0	7.8	7.9	7.9	7.7	7.4



- [] Ranking at each section and finish
- :-:- No data available at this section
- NA No data available

Horse/Jockey Name	LIMITED RISK/Rochelle Milnes
Finish Rank	2
Fastest Section Time (Section)	0:10.89 (L1000)
Top Speed [km/h] (Section)	67.0 (Overall)
Race State	Finished



Morphettville SA - Professional

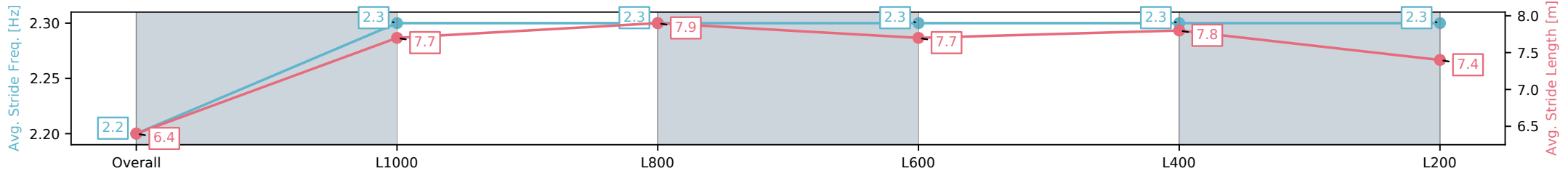
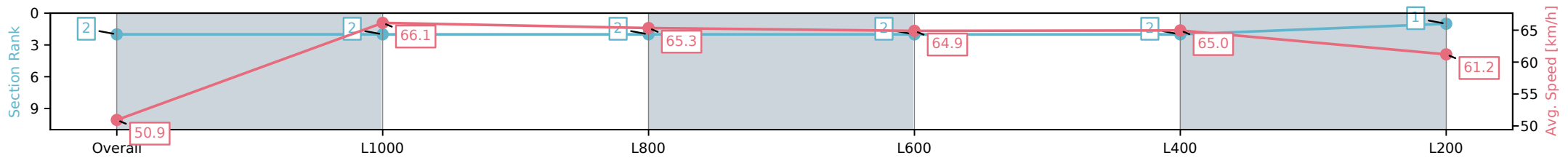
Race 2: Bet In The Shed at Morphettville Handicap - 1200m

02 November 2024 - 12:42PM

Track Rating: Good 4, Weather: Fine, Rail Position: +9m Entire; Sectional 612m



Section	Overall	L1000	L800	L600	L400	L200
Section Times	1:10.08 [2] (0:14.15)	0:55.93 [2] (0:10.89)	0:45.04 [2] (0:11.03)	0:34.01 [2] (0:11.17)	0:22.84 [2] (0:11.08)	0:11.76 [1] (0:11.76)
Average Speed [km/h]	50.9	66.1	65.3	64.9	65.0	61.2
Top Speed [km/h]	66.3	67.0	65.6	65.3	65.9	64.5
Avg. Dist. to Rail [m]	6.0	1.4	0.5	1.2	0.7	0.8
Avg. Stride Freq. [Hz]	2.2	2.3	2.3	2.3	2.3	2.3
Avg. Stride Length [m]	6.4	7.7	7.9	7.7	7.8	7.4



- [] Ranking at each section and finish
- :-:- No data available at this section
- NA No data available

Horse/Jockey Name	LIMBERING/Manoel Nunes
Finish Rank	3
Fastest Section Time (Section)	0:10.87 (L1000)
Top Speed [km/h] (Section)	66.5 (Overall)
Race State	Finished



Morphettville SA - Professional

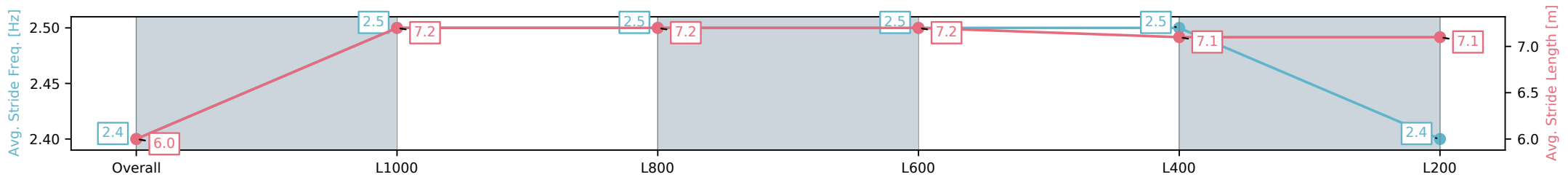

Race 2: Bet In The Shed at Morphettville Handicap - 1200m

02 November 2024 - 12:42PM

Track Rating: Good 4, Weather: Fine, Rail Position: +9m Entire; Sectional 612m



Section	Overall	L1000	L800	L600	L400	L200
Section Times	1:10.15 [3] (0:14.05)	0:56.10 [1] (0:10.87)	0:45.23 [1] (0:11.05)	0:34.18 [1] (0:11.22)	0:22.96 [1] (0:11.20)	0:11.76 [2] (0:11.76)
Average Speed [km/h]	51.3	66.2	64.6	64.4	64.3	61.3
Top Speed [km/h]	65.7	66.5	65.3	64.9	65.6	63.5
Avg. Dist. to Rail [m]	1.5	1.1	1.8	0.9	0.3	0.4
Avg. Stride Freq. [Hz]	2.4	2.5	2.5	2.5	2.5	2.4
Avg. Stride Length [m]	6.0	7.2	7.2	7.2	7.1	7.1



- [] Ranking at each section and finish
- :-:- No data available at this section
- NA No data available

Horse/Jockey Name	METRICAL/Jason Holder
Finish Rank	4
Fastest Section Time (Section)	0:10.97 (L600)
Top Speed [km/h] (Section)	66.9 (L600)
Race State	Finished



Morphettville SA - Professional

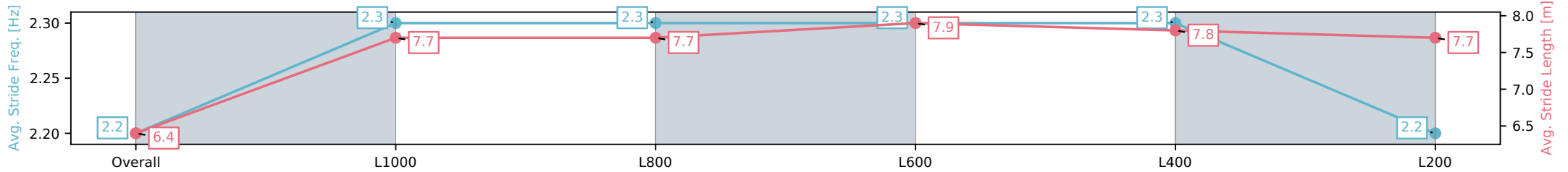
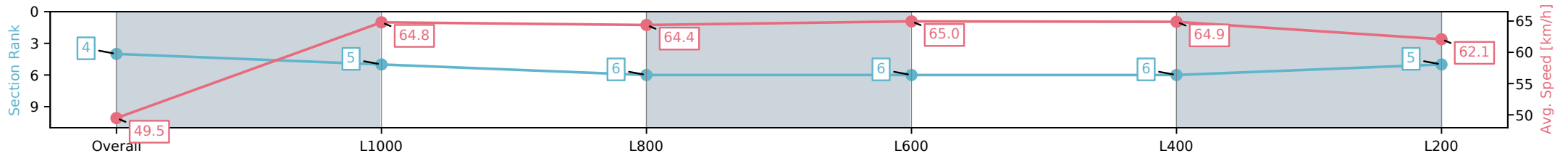
Race 2: Bet In The Shed at Morphettville Handicap - 1200m

02 November 2024 - 12:42PM

Track Rating: Good 4, Weather: Fine, Rail Position: +9m Entire; Sectional 612m



Section	Overall	L1000	L800	L600	L400	L200
Section Times	1:10.39 [4] (0:14.54)	0:55.85 [5] (0:11.14)	0:44.71 [6] (0:11.09)	0:33.62 [6] (0:10.97)	0:22.65 [6] (0:11.08)	0:11.57 [5] (0:11.56)
Average Speed [km/h]	49.5	64.8	64.4	65.0	64.9	62.1
Top Speed [km/h]	64.4	66.4	65.8	65.5	66.9	65.2
Avg. Dist. to Rail [m]	1.0	0.2	1.5	2.1	0.8	0.5
Avg. Stride Freq. [Hz]	2.2	2.3	2.3	2.3	2.3	2.2
Avg. Stride Length [m]	6.4	7.7	7.7	7.9	7.8	7.7



- [] Ranking at each section and finish
- :-:- No data available at this section
- NA No data available

Horse/Jockey Name	MYOCEAN WARRIOR/Justin Potter
Finish Rank	5
Fastest Section Time (Section)	0:11.01 (L1000)
Top Speed [km/h] (Section)	66.2 (L1000)
Race State	Finished



Morphettville SA - Professional

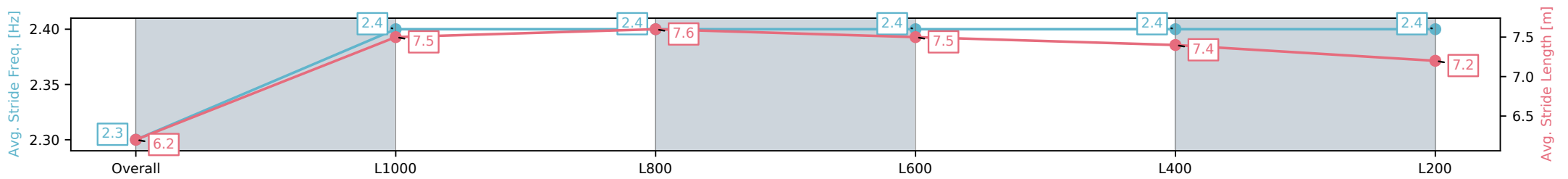
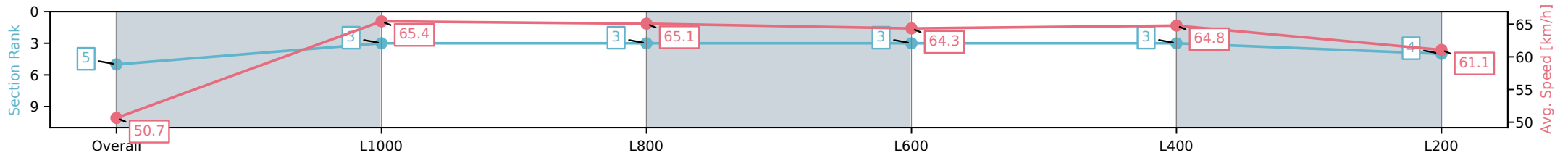
Race 2: Bet In The Shed at Morphettville Handicap - 1200m

02 November 2024 - 12:42PM

Track Rating: Good 4, Weather: Fine, Rail Position: +9m Entire; Sectional 612m



Section	Overall	L1000	L800	L600	L400	L200
Section Times	1:10.43 [5] (0:14.21)	0:56.22 [3] (0:11.01)	0:45.21 [3] (0:11.05)	0:34.16 [3] (0:11.21)	0:22.95 [3] (0:11.15)	0:11.80 [4] (0:11.80)
Average Speed [km/h]	50.7	65.4	65.1	64.3	64.8	61.1
Top Speed [km/h]	65.1	66.0	66.2	65.3	65.5	65.0
Avg. Dist. to Rail [m]	3.3	0.6	0.3	0.8	1.7	2.1
Avg. Stride Freq. [Hz]	2.3	2.4	2.4	2.4	2.4	2.4
Avg. Stride Length [m]	6.2	7.5	7.6	7.5	7.4	7.2



- [] Ranking at each section and finish
- :-:- No data available at this section
- NA No data available

Horse/Jockey Name	WILLASTON/Dom Tourneur
Finish Rank	6
Fastest Section Time (Section)	0:11.01 (L600)
Top Speed [km/h] (Section)	66.4 (L800)
Race State	Finished



Morphettville SA - Professional

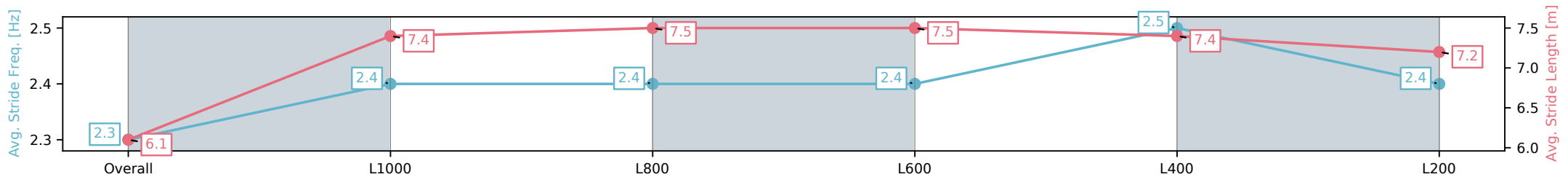
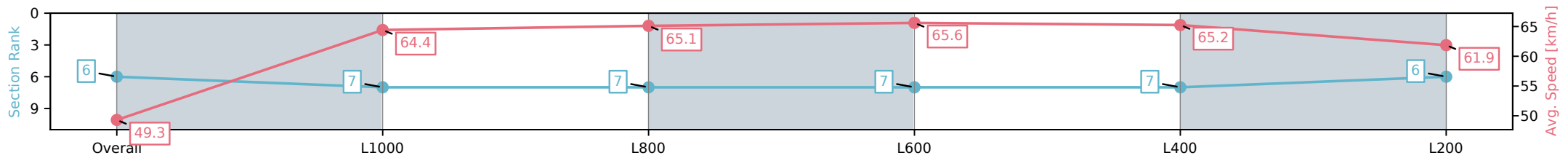
Race 2: Bet In The Shed at Morphettville Handicap - 1200m

02 November 2024 - 12:42PM

Track Rating: Good 4, Weather: Fine, Rail Position: +9m Entire; Sectional 612m



Section	Overall	L1000	L800	L600	L400	L200
Section Times	1:10.54 [6] (0:14.60)	0:55.94 [7] (0:11.18)	0:44.76 [7] (0:11.04)	0:33.72 [7] (0:11.01)	0:22.71 [7] (0:11.08)	0:11.63 [6] (0:11.63)
Average Speed [km/h]	49.3	64.4	65.1	65.6	65.2	61.9
Top Speed [km/h]	63.0	65.8	66.4	66.4	66.2	64.6
Avg. Dist. to Rail [m]	4.5	1.1	0.3	0.7	2.9	3.1
Avg. Stride Freq. [Hz]	2.3	2.4	2.4	2.4	2.5	2.4
Avg. Stride Length [m]	6.1	7.4	7.5	7.5	7.4	7.2



- [] Ranking at each section and finish
- :-:- No data available at this section
- NA No data available

Horse/Jockey Name	PIVOTAL FORCE/Ben Price
Finish Rank	7
Fastest Section Time (Section)	0:10.94 (L400)
Top Speed [km/h] (Section)	66.6 (L600)
Race State	Finished



Morphettville SA - Professional

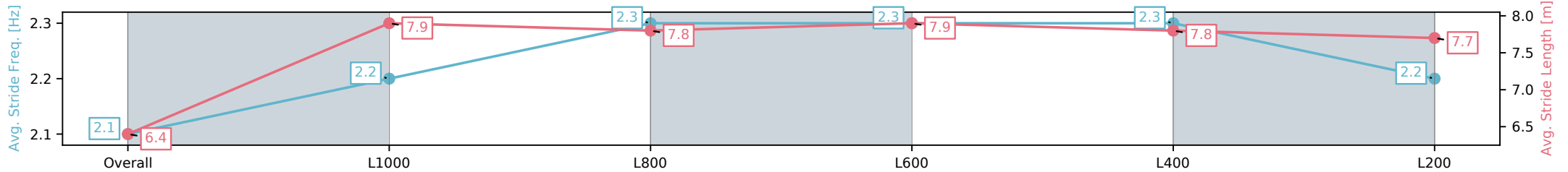
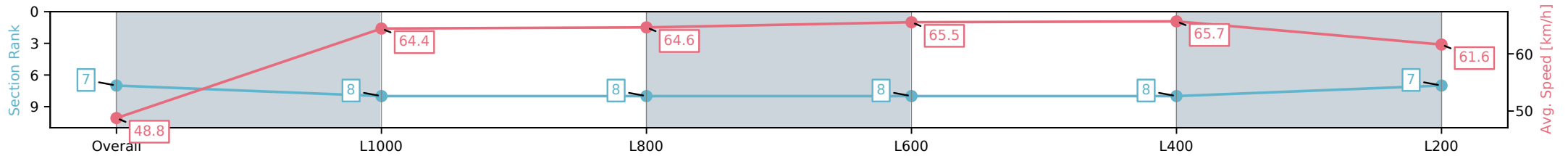
Race 2: Bet In The Shed at Morphettville Handicap - 1200m

02 November 2024 - 12:42PM

Track Rating: Good 4, Weather: Fine, Rail Position: +9m Entire; Sectional 612m



Section	Overall	L1000	L800	L600	L400	L200
Section Times	1:10.65 [7] (0:14.77)	0:55.88 [8] (0:11.18)	0:44.70 [8] (0:11.08)	0:33.62 [8] (0:11.00)	0:22.62 [8] (0:10.94)	0:11.68 [7] (0:11.68)
Average Speed [km/h]	48.8	64.4	64.6	65.5	65.7	61.6
Top Speed [km/h]	62.2	65.1	65.3	65.8	66.6	64.1
Avg. Dist. to Rail [m]	3.1	0.4	0.9	0.4	0.3	0.5
Avg. Stride Freq. [Hz]	2.1	2.2	2.3	2.3	2.3	2.2
Avg. Stride Length [m]	6.4	7.9	7.8	7.9	7.8	7.7



- [] Ranking at each section and finish
- :-:- No data available at this section
- NA No data available

Horse/Jockey Name	KERMANTIC/Alana Livesey
Finish Rank	8
Fastest Section Time (Section)	0:10.97 (L1000)
Top Speed [km/h] (Section)	66.2 (Overall)
Race State	Finished



Morphettville SA - Professional

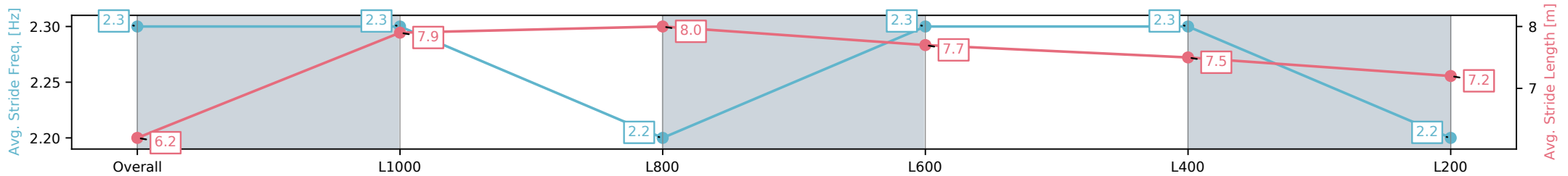
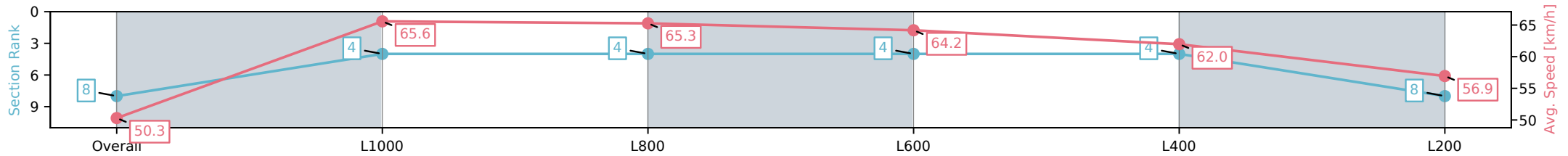
Race 2: Bet In The Shed at Morphettville Handicap - 1200m

02 November 2024 - 12:42PM

Track Rating: Good 4, Weather: Fine, Rail Position: +9m Entire; Sectional 612m



Section	Overall	L1000	L800	L600	L400	L200
Section Times	1:11.87 [8] (0:14.32)	0:57.55 [4] (0:10.97)	0:46.58 [4] (0:11.02)	0:35.56 [4] (0:11.25)	0:24.31 [4] (0:11.66)	0:12.65 [8] (0:12.65)
Average Speed [km/h]	50.3	65.6	65.3	64.2	62.0	56.9
Top Speed [km/h]	65.7	66.2	65.8	65.1	63.1	60.6
Avg. Dist. to Rail [m]	3.6	0.5	0.4	0.8	2.0	2.3
Avg. Stride Freq. [Hz]	2.3	2.3	2.2	2.3	2.3	2.2
Avg. Stride Length [m]	6.2	7.9	8.0	7.7	7.5	7.2



- [] Ranking at each section and finish
- :-:- No data available at this section
- NA No data available