



RACINGSA

Morphettville SA

Race 5: Alan Sheppard Constructions Handicap - 2020m

26 October 2024 - 2:47PM



Morphettville

Track Rating: Good 4, Weather: Fine, Rail Position: +6m 1200m-W/Post, +3m Remainder

Section Field Times							Overall	L1800	L1600	L1400	L1200	L1000		
							2:05.50 (0:16.40)	1:49.10 (0:12.18)	1:36.91 (0:12.73)	1:24.18 (0:12.21)	1:11.98 (0:12.20)	0:59.78 (0:12.04)		
Position	#	Horse/Jockey	Barrier	Top Speed [km/h]	Fastest Section	First 400m							Distance Travelled From Winner [m]	
1	3	RABTAT Todd Pannell	5	64.5 800-600	0:11.49 400-200	0:27.80	2:05.50 (0:16.72)	1:48.78 [6] (0:12.38)	1:36.40 [7] (0:12.80)	1:23.60 [7] (0:12.37)	1:11.23 [6] (0:12.14)	0:59.09 [6] (0:11.97)		
2	8	BACK ME UP BENNY Jacob Opperman	3	63.3 1000-800	0:11.73 600-400	0:27.40	2:05.51 (0:16.40)	1:49.11 [2] (0:12.25)	1:36.86 [2] (0:12.71)	1:24.15 [2] (0:12.36)	1:11.79 [3] (0:12.23)	0:59.56 [3] (0:12.04)	-2	
3	7	EXOPIPI Rochelle Milnes	6	63.8 800-600	0:11.54 400-200	0:28.04	2:05.61 (0:16.73)	1:48.88 [7] (0:12.56)	1:36.31 [8] (0:12.79)	1:23.52 [9] (0:12.41)	1:11.11 [8] (0:12.13)	0:58.98 [8] (0:11.82)	+2	
4	1	LAVISH THINKER Lachlan Neindorf	4	62.6 1000-800	0:11.76 400-200	0:27.61	2:05.99 (0:16.46)	1:49.53 [3] (0:12.37)	1:37.16 [3] (0:12.78)	1:24.38 [5] (0:12.34)	1:12.04 [4] (0:12.21)	0:59.83 [4] (0:11.93)	+2	
5	6	FIZIQUE Jake Toeroek	8	61.5 2200-2000	0:11.89 800-600	0:27.56	2:06.80 (0:16.53)	1:50.27 [4] (0:12.31)	1:37.96 [4] (0:12.54)	1:25.42 [3] (0:12.14)	1:13.28 [1] (0:12.20)	1:01.08 [1] (0:12.04)	+0	
6	9	SHARMA PRINCESS Tayla Childs	9	61.8 2200-2000	0:12.01 800-600	0:27.37	2:06.88 (0:16.40)	1:50.48 [1] (0:12.18)	1:38.30 [1] (0:12.73)	1:25.57 [1] (0:12.22)	1:13.35 [2] (0:12.22)	1:01.13 [2] (0:12.07)	+2	
7	2	EAGLELOU Justin Potter	7	62.4 1000-800	0:11.90 1000-800	0:27.71	2:07.03 (0:16.57)	1:50.45 [5] (0:12.42)	1:38.03 [6] (0:12.83)	1:25.20 [6] (0:12.49)	1:12.71 [7] (0:12.15)	1:00.56 [7] (0:11.90)	+6	
8	11	STAYING STRONG Dylan Caboche	10	62.7 1400-1200	0:11.66 1000-800	0:28.27	2:07.05 (0:17.01)	1:50.04 [9] (0:12.52)	1:37.52 [10] (0:12.72)	1:24.80 [10] (0:12.56)	1:12.23 [10] (0:11.98)	1:00.25 [9] (0:11.66)	+6	
9	4	THEODOR Dom Tourneur	1	61.7 1200-1000	0:11.89 800-600	0:27.73	2:07.21 (0:16.83)	1:50.38 [8] (0:12.11)	1:38.27 [5] (0:12.65)	1:25.62 [4] (0:12.61)	1:13.01 [5] (0:12.14)	1:00.87 [5] (0:11.99)	-5	
10	10	SESAR Ben Price	2	62.0 1200-1000	0:11.79 800-600	0:28.27	2:07.33 (0:17.11)	1:50.22 [10] (0:12.38)	1:37.84 [9] (0:12.60)	1:25.24 [8] (0:12.56)	1:12.67 [9] (0:12.19)	1:00.48 [10] (0:11.96)	-5	

Scratched: Chosen Miss (#5)

Report Created: Sat 26 October 2024 15:37:17 GMT+11 (Note: Timing is based on positional data)

- [] Position in running at each section and finish
- #: Saddle cloth number
- :--- No data available at this section
- DNF Did not finish
- NA No data available
- DNT Did not track
- █ Background shading for fastest section



RACINGSA

Morphettville SA

Race 5: Alan Sheppard Constructions Handicap - 2020m

26 October 2024 - 2:47PM



Morphettville

Track Rating: Good 4, Weather: Fine, Rail Position: +6m 1200m-W/Post, +3m Remainder

Section Field Times

L800	L600	L400	L200
0:47.74	0:35.84	0:24.01	0:12.09
(0:11.89)	(0:11.83)	(0:11.92)	(0:12.09)

Position	#	Horse/Jockey	Barrier	Top Speed [km/h]	Fastest Section	First 400m	L800	L600	L400	L200	Margin	Distance Travelled From Winner [m]
1	3	RABTAT Todd Pannell	5	64.5 800-600	0:11.49 400-200	0:27.80	0:47.12 [7] (0:11.80)	0:35.32 [5] (0:11.82)	0:23.50 [4] (0:11.49)	0:12.01 [2] (0:12.01)	2:05.50	
2	8	BACK ME UP BENNY Jacob Opperman	3	63.3 1000-800	0:11.73 600-400	0:27.40	0:47.52 [3] (0:11.76)	0:35.76 [2] (0:11.73)	0:24.03 [1] (0:11.92)	0:12.11 [1] (0:12.11)	0.1L	-2
3	7	EXOPIPI Rochelle Milnes	6	63.8 800-600	0:11.54 400-200	0:28.04	0:47.16 [8] (0:11.85)	0:35.31 [8] (0:11.75)	0:23.56 [5] (0:11.54)	0:12.02 [3] (0:12.02)	0.7L	+2
4	1	LAVISH THINKER Lachlan Neindorf	4	62.6 1000-800	0:11.76 400-200	0:27.61	0:47.90 [4] (0:11.88)	0:36.02 [4] (0:11.90)	0:24.12 [3] (0:11.76)	0:12.36 [4] (0:12.36)	3.0L	+2
5	6	FIZIQUE Jake Toeroek	8	61.5 2200-2000	0:11.89 800-600	0:27.56	0:49.04 [1] (0:11.89)	0:37.15 [1] (0:12.02)	0:25.13 [2] (0:12.21)	0:12.92 [5] (0:12.92)	7.9L	+0
6	9	SHARMA PRINCESS Tayla Childs	9	61.8 2200-2000	0:12.01 800-600	0:27.37	0:49.06 [2] (0:12.01)	0:37.05 [3] (0:12.24)	0:24.81 [6] (0:12.11)	0:12.70 [6] (0:12.70)	8.4L	+2
7	2	EAGLELOU Justin Potter	7	62.4 1000-800	0:11.90 1000-800	0:27.71	0:48.66 [6] (0:11.92)	0:36.74 [7] (0:12.05)	0:24.69 [7] (0:12.07)	0:12.62 [7] (0:12.62)	9.3L	+6
8	11	STAYING STRONG Dylan Caboche	10	62.7 1400-1200	0:11.66 1000-800	0:28.27	0:48.59 [9] (0:11.99)	0:36.60 [9] (0:12.20)	0:24.40 [10] (0:11.97)	0:12.43 [8] (0:12.43)	9.4L	+6
9	4	THEODOR Dom Tourneur	1	61.7 1200-1000	0:11.89 800-600	0:27.73	0:48.88 [5] (0:11.89)	0:36.99 [6] (0:12.20)	0:24.79 [8] (0:12.44)	0:12.35 [10] (0:12.35)	10.4L	-5
10	10	SESAR Ben Price	2	62.0 1200-1000	0:11.79 800-600	0:28.27	0:48.52 [10] (0:11.79)	0:36.73 [10] (0:12.04)	0:24.69 [9] (0:12.10)	0:12.59 [9] (0:12.59)	11.1L	-5

Scratched: Chosen Miss (#5)

Report Created: Sat 26 October 2024 15:37:17 GMT+11 (Note: Timing is based on positional data)

- [] Position in running at each section and finish
- #: Saddle cloth number
- :--:-- No data available at this section
- DNF Did not finish
- NA No data available
- DNT Did not track
- █ Background shading for fastest section

Horse/Jockey Name	RABTAT/Todd Pannell
Finish Rank	1
Fastest Section Time (Section)	0:11.49 (L200)
Top Speed [km/h] (Section)	64.5 (L600)
Race State	Finished



Morphettville SA - Professional

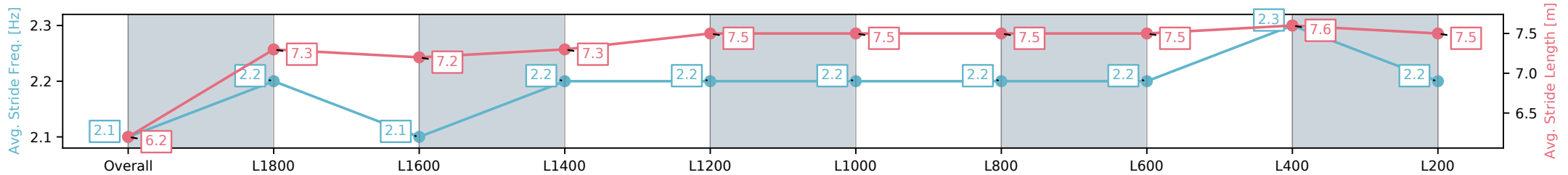
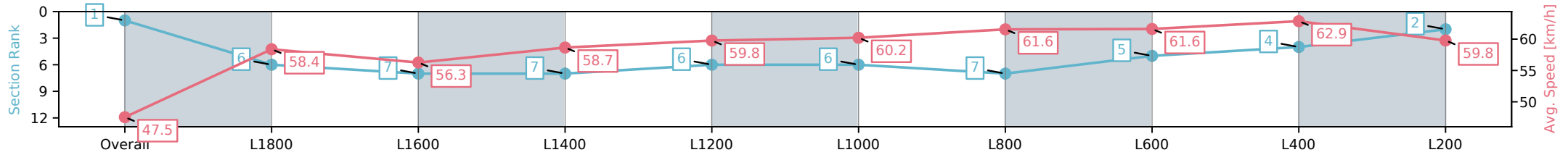
Race 5: Alan Sheppard Constructions Handicap - 2020m

26 October 2024 - 2:47PM

Track Rating: Good 4, Weather: Fine, Rail Position: +6m 1200m-W/ Post, +3m Remainder



Section	Overall	L1800	L1600	L1400	L1200	L1000	L800	L600	L400	L200
Section Times	2:05.50 [1] (0:16.72)	1:48.78 [6] (0:12.38)	1:36.40 [7] (0:12.80)	1:23.60 [7] (0:12.37)	1:11.23 [6] (0:12.14)	0:59.09 [6] (0:11.97)	0:47.12 [7] (0:11.80)	0:35.32 [5] (0:11.82)	0:23.50 [4] (0:11.49)	0:12.01 [2] (0:12.01)
Average Speed [km/h]	47.5	58.4	56.3	58.7	59.8	60.2	61.6	61.6	62.9	59.8
Top Speed [km/h]	58.6	59.9	58.0	60.0	60.5	61.6	62.1	62.6	64.5	62.2
Avg. Dist. to Rail [m]	5.1	1.4	1.3	1.7	2.4	2.5	2.5	2.3	2.3	2.6
Avg. Stride Freq. [Hz]	2.1	2.2	2.1	2.2	2.2	2.2	2.2	2.2	2.3	2.2
Avg. Stride Length [m]	6.2	7.3	7.2	7.3	7.5	7.5	7.5	7.5	7.6	7.5



- [] Ranking at each section and finish
- :-:- No data available at this section
- NA No data available

Horse/Jockey Name	BACK ME UP BENNY/Jacob Opperman
Finish Rank	2
Fastest Section Time (Section)	0:11.73 (L400)
Top Speed [km/h] (Section)	63.3 (L800)
Race State	Finished



Morphettville SA - Professional

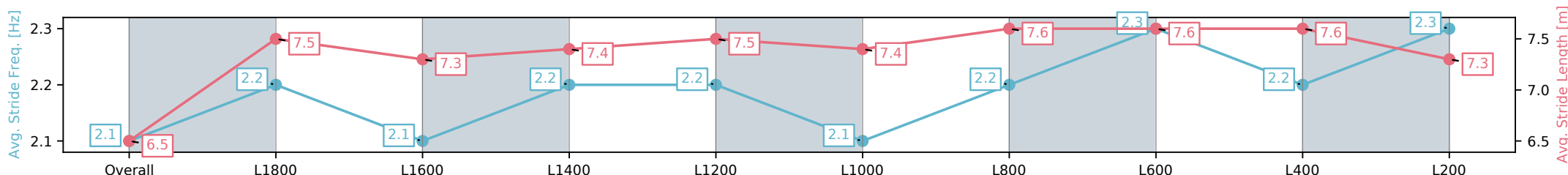
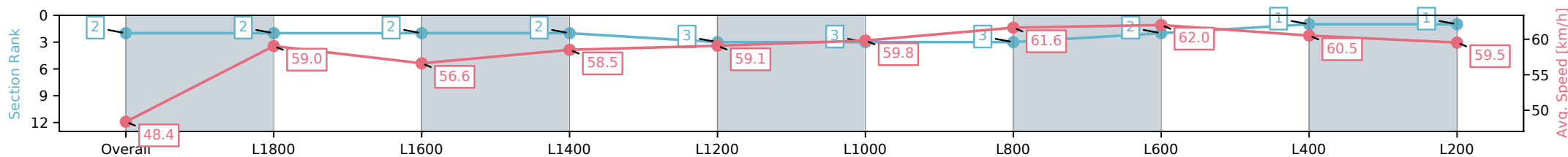
Race 5: Alan Sheppard Constructions Handicap - 2020m

26 October 2024 - 2:47PM

Track Rating: Good 4, Weather: Fine, Rail Position: +6m 1200m-W/
Post, +3m Remainder



Section	Overall	L1800	L1600	L1400	L1200	L1000	L800	L600	L400	L200
Section Times	2:05.51 [2] (0:16.40)	1:49.11 [2] (0:12.25)	1:36.86 [2] (0:12.71)	1:24.15 [2] (0:12.36)	1:11.79 [3] (0:12.23)	0:59.56 [3] (0:12.04)	0:47.52 [3] (0:11.76)	0:35.76 [2] (0:11.73)	0:24.03 [1] (0:11.92)	0:12.11 [1] (0:12.11)
Average Speed [km/h]	48.4	59.0	56.6	58.5	59.1	59.8	61.6	62.0	60.5	59.5
Top Speed [km/h]	59.9	59.7	57.8	59.4	60.3	60.8	62.7	63.3	61.2	60.8
Avg. Dist. to Rail [m]	3.5	0.9	0.7	0.9	1.4	1.6	1.6	2.2	1.3	1.1
Avg. Stride Freq. [Hz]	2.1	2.2	2.1	2.2	2.2	2.1	2.2	2.3	2.2	2.3
Avg. Stride Length [m]	6.5	7.5	7.3	7.4	7.4	7.5	7.4	7.6	7.6	7.3



- [] Ranking at each section and finish
- :-:- No data available at this section
- NA No data available

Horse/Jockey Name	EXOPIPI/Rochelle Milnes
Finish Rank	3
Fastest Section Time (Section)	0:11.54 (L200)
Top Speed [km/h] (Section)	63.8 (L600)
Race State	Finished



Morphettville SA - Professional

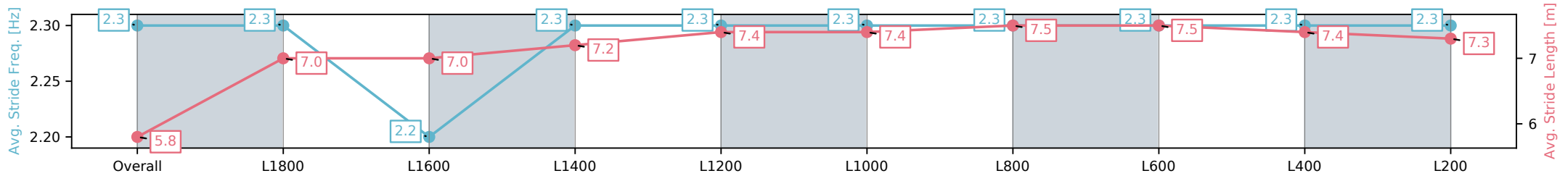
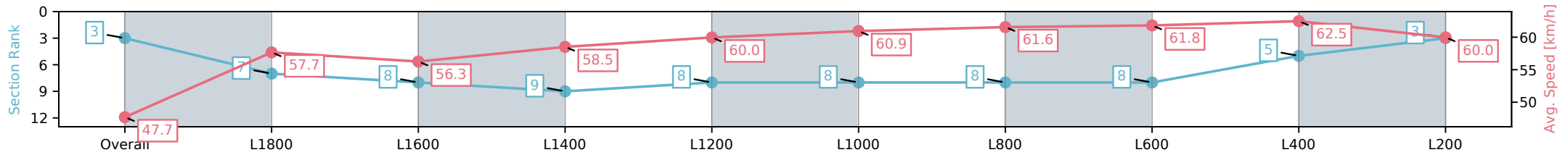
Race 5: Alan Sheppard Constructions Handicap - 2020m

26 October 2024 - 2:47PM

Track Rating: Good 4, Weather: Fine, Rail Position: +6m 1200m-W/
Post, +3m Remainder



Section	Overall	L1800	L1600	L1400	L1200	L1000	L800	L600	L400	L200
Section Times	2:05.61 [3] (0:16.73)	1:48.88 [7] (0:12.56)	1:36.31 [8] (0:12.79)	1:23.52 [9] (0:12.41)	1:11.11 [8] (0:12.13)	0:58.98 [8] (0:11.82)	0:47.16 [8] (0:11.85)	0:35.31 [8] (0:11.75)	0:23.56 [5] (0:11.54)	0:12.02 [3] (0:12.02)
Average Speed [km/h]	47.7	57.7	56.3	58.5	60.0	60.9	61.6	61.8	62.5	60.0
Top Speed [km/h]	59.1	59.2	58.1	60.4	60.6	61.9	63.3	63.6	63.8	62.7
Avg. Dist. to Rail [m]	6.1	1.9	1.3	1.8	2.9	2.8	3.1	2.0	0.5	0.5
Avg. Stride Freq. [Hz]	2.3	2.3	2.2	2.3	2.3	2.3	2.3	2.3	2.3	2.3
Avg. Stride Length [m]	5.8	7.0	7.0	7.2	7.4	7.4	7.5	7.5	7.4	7.3



- [] Ranking at each section and finish
- :-:- No data available at this section
- NA No data available

Horse/Jockey Name	LAVISH THINKER/Lachlan Neindorf
Finish Rank	4
Fastest Section Time (Section)	0:11.76 (L200)
Top Speed [km/h] (Section)	62.6 (L800)
Race State	Finished



Morphettville SA - Professional

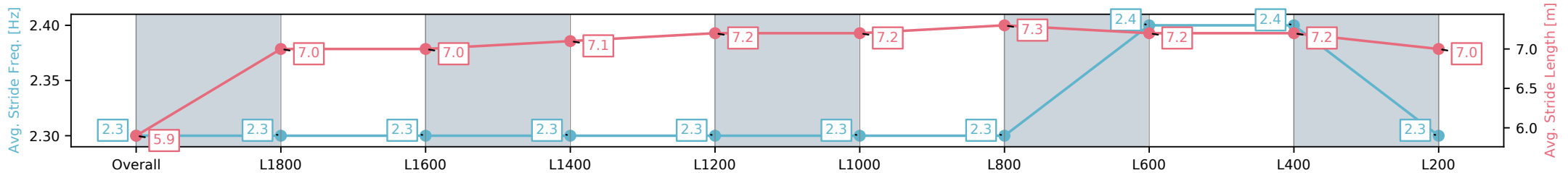
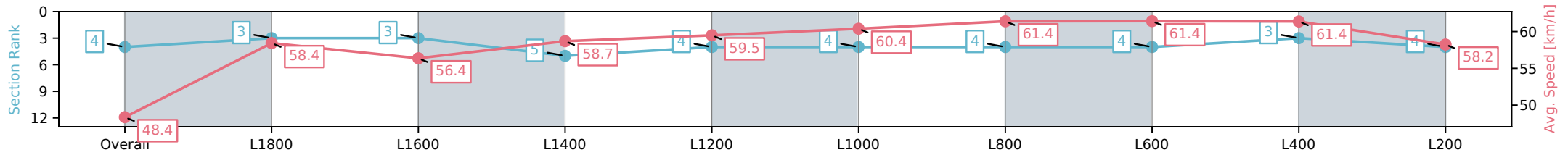
Race 5: Alan Sheppard Constructions Handicap - 2020m

26 October 2024 - 2:47PM

Track Rating: Good 4, Weather: Fine, Rail Position: +6m 1200m-W/
Post, +3m Remainder



Section	Overall	L1800	L1600	L1400	L1200	L1000	L800	L600	L400	L200
Section Times	2:05.99 [4] (0:16.46)	1:49.53 [3] (0:12.37)	1:37.16 [3] (0:12.78)	1:24.38 [5] (0:12.34)	1:12.04 [4] (0:12.21)	0:59.83 [4] (0:11.93)	0:47.90 [4] (0:11.88)	0:36.02 [4] (0:11.90)	0:24.12 [3] (0:11.76)	0:12.36 [4] (0:12.36)
Average Speed [km/h]	48.4	58.4	56.4	58.7	59.5	60.4	61.4	61.4	61.4	58.2
Top Speed [km/h]	59.7	59.6	57.4	60.3	60.3	61.4	61.9	62.6	62.3	60.9
Avg. Dist. to Rail [m]	4.7	1.2	1.3	1.8	2.5	2.7	2.7	3.2	2.9	3.7
Avg. Stride Freq. [Hz]	2.3	2.3	2.3	2.3	2.3	2.3	2.3	2.4	2.4	2.3
Avg. Stride Length [m]	5.9	7.0	7.0	7.1	7.2	7.2	7.3	7.2	7.2	7.0



- [] Ranking at each section and finish
- :-:- No data available at this section
- NA No data available

Horse/Jockey Name	FIZIQUE/Jake Toeroek
Finish Rank	5
Fastest Section Time (Section)	0:11.89 (L600)
Top Speed [km/h] (Section)	61.5 (Overall)
Race State	Finished



Morphettville SA - Professional

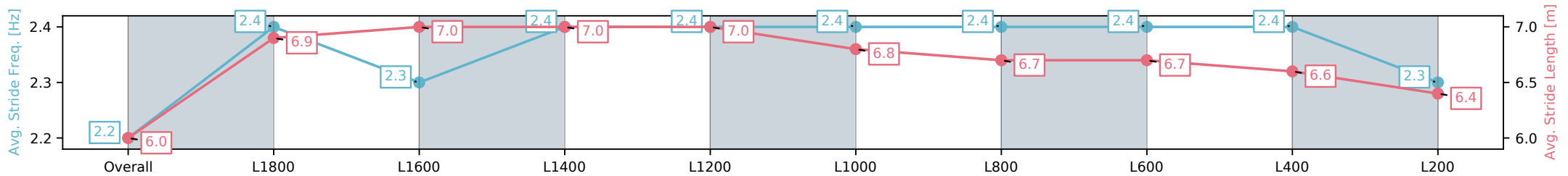
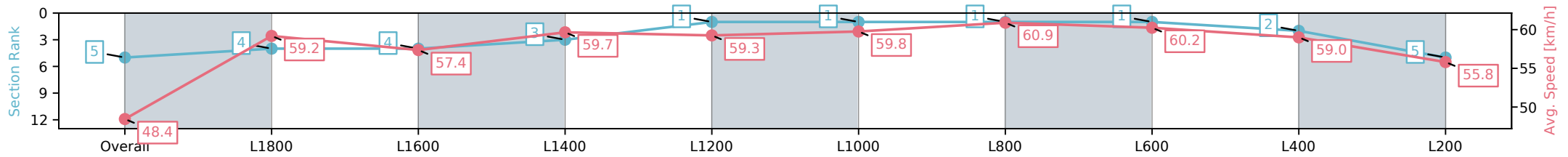
Race 5: Alan Sheppard Constructions Handicap - 2020m

26 October 2024 - 2:47PM

Track Rating: Good 4, Weather: Fine, Rail Position: +6m 1200m-W/
Post, +3m Remainder



Section	Overall	L1800	L1600	L1400	L1200	L1000	L800	L600	L400	L200
Section Times	2:06.80 [5] (0:16.53)	1:50.27 [4] (0:12.31)	1:37.96 [4] (0:12.54)	1:25.42 [3] (0:12.14)	1:13.28 [1] (0:12.20)	1:01.08 [1] (0:12.04)	0:49.04 [1] (0:11.89)	0:37.15 [1] (0:12.02)	0:25.13 [2] (0:12.21)	0:12.92 [5] (0:12.92)
Average Speed [km/h]	48.4	59.2	57.4	59.7	59.3	59.8	60.9	60.2	59.0	55.8
Top Speed [km/h]	60.5	61.5	61.1	61.5	59.8	60.8	61.3	60.6	59.6	57.9
Avg. Dist. to Rail [m]	8.5	3.0	2.4	1.7	1.0	1.3	1.3	1.1	1.6	2.9
Avg. Stride Freq. [Hz]	2.2	2.4	2.3	2.4	2.4	2.4	2.4	2.4	2.4	2.3
Avg. Stride Length [m]	6.0	6.9	7.0	7.0	7.0	6.8	6.7	6.7	6.6	6.4



- [] Ranking at each section and finish
- :-:- No data available at this section
- NA No data available

Horse/Jockey Name	SHARMA PRINCESS/Tayla Childs
Finish Rank	6
Fastest Section Time (Section)	0:12.01 (L600)
Top Speed [km/h] (Section)	61.8 (Overall)
Race State	Finished



Morphettville SA - Professional

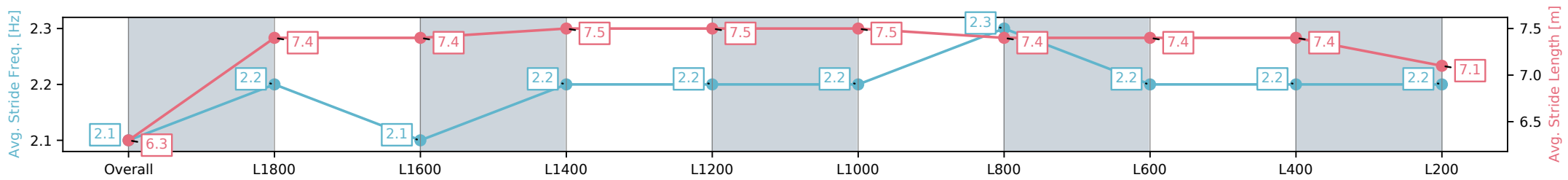
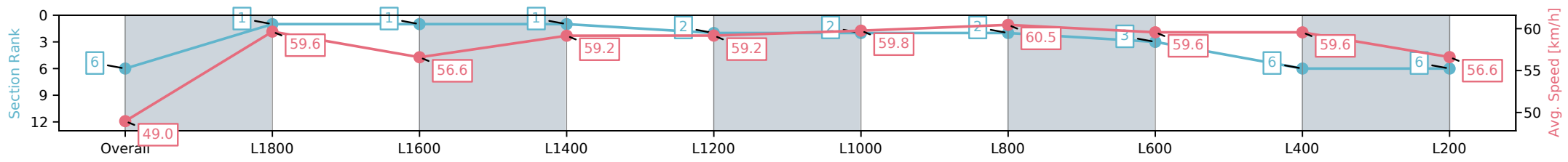
Race 5: Alan Sheppard Constructions Handicap - 2020m

26 October 2024 - 2:47PM

Track Rating: Good 4, Weather: Fine, Rail Position: +6m 1200m-W/
Post, +3m Remainder



Section	Overall	L1800	L1600	L1400	L1200	L1000	L800	L600	L400	L200
Section Times	2:06.88 [6] (0:16.40)	1:50.48 [1] (0:12.18)	1:38.30 [1] (0:12.73)	1:25.57 [1] (0:12.22)	1:13.35 [2] (0:12.22)	1:01.13 [2] (0:12.07)	0:49.06 [2] (0:12.01)	0:37.05 [3] (0:12.24)	0:24.81 [6] (0:12.11)	0:12.70 [6] (0:12.70)
Average Speed [km/h]	49.0	59.6	56.6	59.2	59.2	59.8	60.5	59.6	59.6	56.6
Top Speed [km/h]	61.8	61.8	57.7	60.3	60.2	60.9	60.9	60.8	60.8	58.3
Avg. Dist. to Rail [m]	9.6	2.4	0.9	0.8	2.0	2.5	1.8	2.5	1.8	2.2
Avg. Stride Freq. [Hz]	2.1	2.2	2.1	2.2	2.2	2.2	2.3	2.2	2.2	2.2
Avg. Stride Length [m]	6.3	7.4	7.4	7.5	7.5	7.5	7.4	7.4	7.4	7.1



[] Ranking at each section and finish
 -:-:- No data available at this section
 NA No data available

Horse/Jockey Name	EAGLELOU/Justin Potter
Finish Rank	7
Fastest Section Time (Section)	0:11.90 (L800)
Top Speed [km/h] (Section)	62.4 (L800)
Race State	Finished



Morphettville SA - Professional

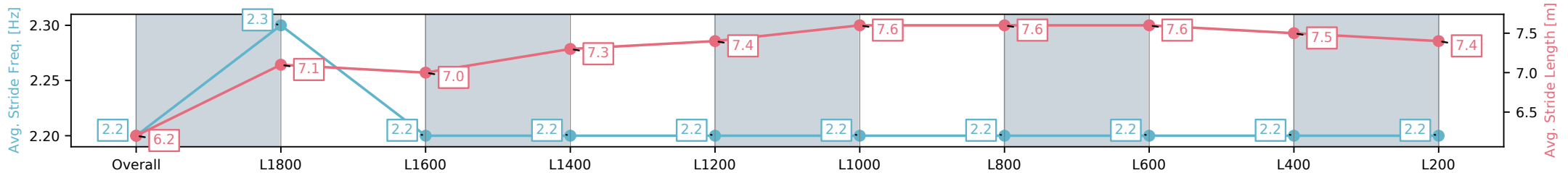
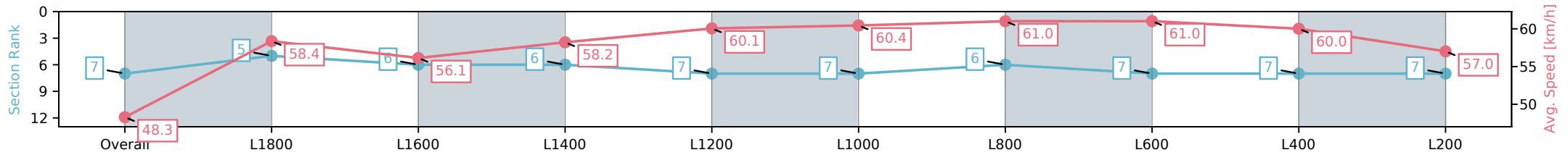
Race 5: Alan Sheppard Constructions Handicap - 2020m

26 October 2024 - 2:47PM

Track Rating: Good 4, Weather: Fine, Rail Position: +6m 1200m-W/
Post, +3m Remainder



Section	Overall	L1800	L1600	L1400	L1200	L1000	L800	L600	L400	L200
Section Times	2:07.03 [7] (0:16.57)	1:50.45 [5] (0:12.42)	1:38.03 [6] (0:12.83)	1:25.20 [6] (0:12.49)	1:12.71 [7] (0:12.15)	1:00.56 [7] (0:11.90)	0:48.66 [6] (0:11.92)	0:36.74 [7] (0:12.05)	0:24.69 [7] (0:12.07)	0:12.62 [7] (0:12.62)
Average Speed [km/h]	48.3	58.4	56.1	58.2	60.1	60.4	61.0	61.0	60.0	57.0
Top Speed [km/h]	59.2	59.5	56.9	59.8	60.9	61.7	61.9	62.4	60.9	60.5
Avg. Dist. to Rail [m]	7.3	2.4	2.1	2.4	3.5	3.0	2.3	4.0	4.6	5.4
Avg. Stride Freq. [Hz]	2.2	2.3	2.2	2.2	2.2	2.2	2.2	2.2	2.2	2.2
Avg. Stride Length [m]	6.2	7.1	7.0	7.3	7.4	7.6	7.6	7.6	7.5	7.4



- [] Ranking at each section and finish
- :-:- No data available at this section
- NA No data available

Horse/Jockey Name	STAYING STRONG/Dylan Caboche
Finish Rank	8
Fastest Section Time (Section)	0:11.66 (L800)
Top Speed [km/h] (Section)	62.7 (L1200)
Race State	Finished



Morphettville SA - Professional

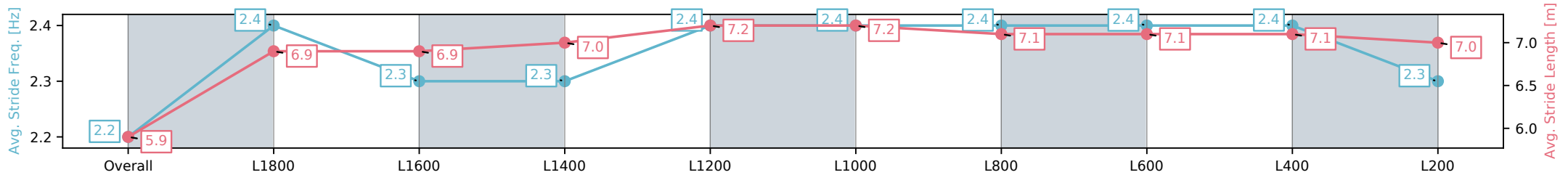
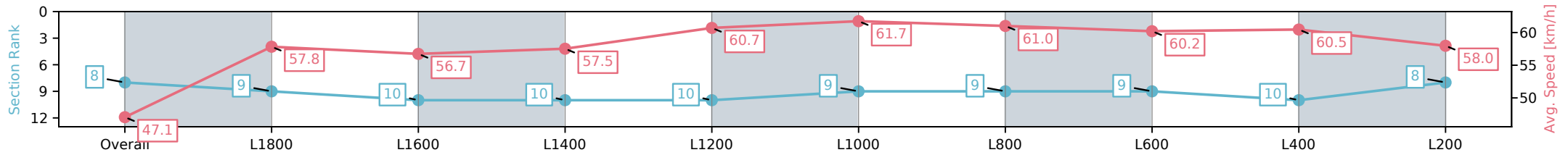
Race 5: Alan Sheppard Constructions Handicap - 2020m

26 October 2024 - 2:47PM

Track Rating: Good 4, Weather: Fine, Rail Position: +6m 1200m-W/
Post, +3m Remainder



Section	Overall	L1800	L1600	L1400	L1200	L1000	L800	L600	L400	L200
Section Times	2:07.05 [8] (0:17.01)	1:50.04 [9] (0:12.52)	1:37.52 [10] (0:12.72)	1:24.80 [10] (0:12.56)	1:12.23 [10] (0:11.98)	1:00.25 [9] (0:11.66)	0:48.59 [9] (0:11.99)	0:36.60 [9] (0:12.20)	0:24.40 [10] (0:11.97)	0:12.43 [8] (0:12.43)
Average Speed [km/h]	47.1	57.8	56.7	57.5	60.7	61.7	61.0	60.2	60.5	58.0
Top Speed [km/h]	60.4	58.9	57.9	60.2	61.9	62.7	61.8	61.2	61.1	60.5
Avg. Dist. to Rail [m]	8.8	2.0	1.2	1.3	3.1	3.9	4.1	3.8	4.2	5.6
Avg. Stride Freq. [Hz]	2.2	2.4	2.3	2.3	2.4	2.4	2.4	2.4	2.4	2.3
Avg. Stride Length [m]	5.9	6.9	6.9	7.0	7.2	7.2	7.1	7.1	7.1	7.0



- [] Ranking at each section and finish
- :-:- No data available at this section
- NA No data available

Horse/Jockey Name	THEODOR/Dom Tourneur
Finish Rank	9
Fastest Section Time (Section)	0:11.89 (L600)
Top Speed [km/h] (Section)	61.7 (L1000)
Race State	Finished



Morphettville SA - Professional

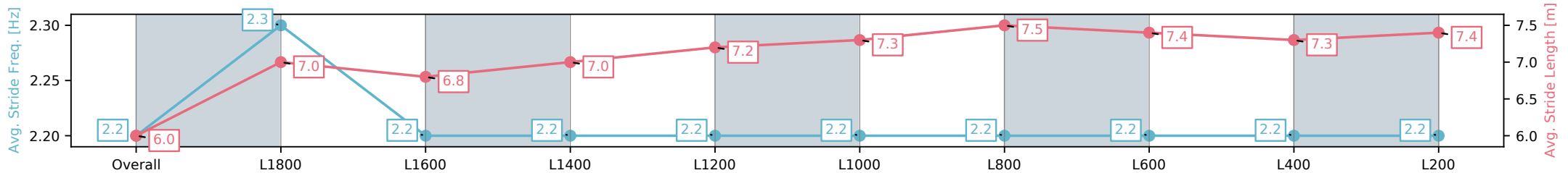
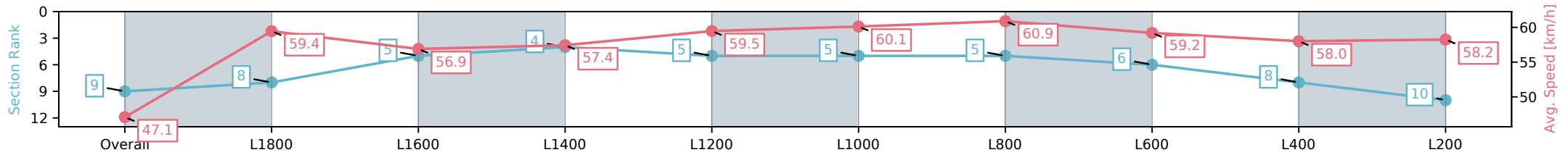
Race 5: Alan Sheppard Constructions Handicap - 2020m

26 October 2024 - 2:47PM

Track Rating: Good 4, Weather: Fine, Rail Position: +6m 1200m-W/
Post, +3m Remainder



Section	Overall	L1800	L1600	L1400	L1200	L1000	L800	L600	L400	L200
Section Times	2:07.21 [9] (0:16.83)	1:50.38 [8] (0:12.11)	1:38.27 [5] (0:12.65)	1:25.62 [4] (0:12.61)	1:13.01 [5] (0:12.14)	1:00.87 [5] (0:11.99)	0:48.88 [5] (0:11.89)	0:36.99 [6] (0:12.20)	0:24.79 [8] (0:12.44)	0:12.35 [10] (0:12.35)
Average Speed [km/h]	47.1	59.4	56.9	57.4	59.5	60.1	60.9	59.2	58.0	58.2
Top Speed [km/h]	60.4	60.7	58.3	57.9	60.9	60.9	61.7	61.6	59.4	59.2
Avg. Dist. to Rail [m]	2.6	0.2	0.8	1.1	1.4	1.6	1.3	1.0	0.7	0.2
Avg. Stride Freq. [Hz]	2.2	2.3	2.2	2.2	2.2	2.2	2.2	2.2	2.2	2.2
Avg. Stride Length [m]	6.0	7.0	6.8	7.0	7.2	7.3	7.5	7.4	7.3	7.4



- [] Ranking at each section and finish
- :-:- No data available at this section
- NA No data available

Horse/Jockey Name	SESAR/Ben Price
Finish Rank	10
Fastest Section Time (Section)	0:11.79 (L600)
Top Speed [km/h] (Section)	62.0 (L1000)
Race State	Finished



Morphettville SA - Professional

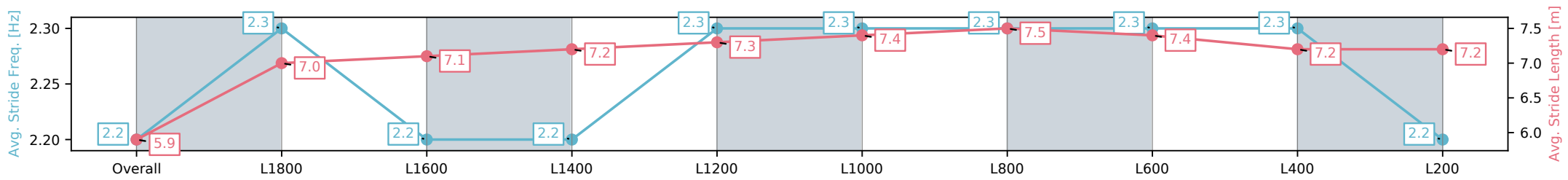
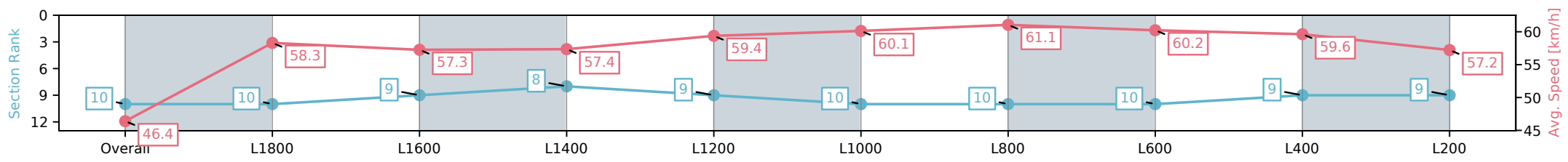
Race 5: Alan Sheppard Constructions Handicap - 2020m

26 October 2024 - 2:47PM

Track Rating: Good 4, Weather: Fine, Rail Position: +6m 1200m-W/
Post, +3m Remainder



Section	Overall	L1800	L1600	L1400	L1200	L1000	L800	L600	L400	L200
Section Times	2:07.33 [10] (0:17.11)	1:50.22 [10] (0:12.38)	1:37.84 [9] (0:12.60)	1:25.24 [8] (0:12.56)	1:12.67 [9] (0:12.19)	1:00.48 [10] (0:11.96)	0:48.52 [10] (0:11.79)	0:36.73 [10] (0:12.04)	0:24.69 [9] (0:12.10)	0:12.59 [9] (0:12.59)
Average Speed [km/h]	46.4	58.3	57.3	57.4	59.4	60.1	61.1	60.2	59.6	57.2
Top Speed [km/h]	59.3	59.5	58.4	58.1	60.3	61.3	62.0	61.9	60.6	58.6
Avg. Dist. to Rail [m]	3.7	0.5	0.1	0.6	1.1	0.3	0.3	0.8	2.1	3.4
Avg. Stride Freq. [Hz]	2.2	2.3	2.2	2.2	2.3	2.3	2.3	2.3	2.3	2.2
Avg. Stride Length [m]	5.9	7.0	7.1	7.2	7.3	7.4	7.5	7.4	7.2	7.2



- [] Ranking at each section and finish
- :-:- No data available at this section
- NA No data available