



RACINGSA

Morphettville SA

Race 2: Bet In The Shed at Morphettville Handicap - 1800m

26 October 2024 - 1:02PM

Track Rating: Good 4, Weather: Fine, Rail Position: +6m 1200m-W/Post, +3m Remainder



Morphettville

Section Field Times							Overall	L1600	L1400	L1200	L1000	L800		
							1:49.77 (0:14.50)	1:35.27 (0:11.28)	1:23.99 (0:11.91)	1:12.08 (0:12.46)	0:59.62 (0:12.47)	0:47.15 (0:12.12)		
Position	#	Horse/Jockey	Barrier	Top Speed [km/h]	Fastest Section	First 400m							Distance Travelled From Winner [m]	
1	7	DOLCEMENTE Rochelle Milnes	8	65.2 600-400	0:11.28 400-200	0:26.11	1:49.77 (0:14.73)	1:35.04 [5] (0:11.38)	1:23.66 [4] (0:11.95)	1:11.71 [4] (0:12.50)	0:59.21 [4] (0:12.48)	0:46.73 [4] (0:12.04)		
2	4	SAVSONIC Jacob Opperman	5	65.2 800-600	0:11.37 400-200	0:26.66	1:49.91 (0:15.07)	1:34.84 [9] (0:11.59)	1:23.25 [9] (0:12.24)	1:11.01 [9] (0:12.47)	0:58.54 [9] (0:12.27)	0:46.27 [9] (0:11.82)	+2	
3	2	BLAZING REBEL Lachlan Neindorf	4	64.8 800-600	0:11.34 400-200	0:26.14	1:49.94 (0:14.73)	1:35.21 [4] (0:11.41)	1:23.80 [5] (0:12.21)	1:11.59 [5] (0:12.53)	0:59.06 [5] (0:12.46)	0:46.60 [6] (0:11.90)	+2	
4	3	WHATSANAMEGEORGE Jake Toeroek	9	65.0 1800-1600	0:11.26 1600-1400	0:25.83	1:50.01 (0:14.56)	1:35.44 [2] (0:11.26)	1:24.18 [2] (0:12.09)	1:12.09 [2] (0:12.44)	0:59.65 [2] (0:12.43)	0:47.22 [2] (0:12.11)	-2	
5	6	SHEARMAN DYER Jason Holder	7	64.4 1800-1600	0:11.32 1600-1400	0:25.90	1:50.06 (0:14.57)	1:35.48 [3] (0:11.32)	1:24.16 [3] (0:12.14)	1:12.02 [3] (0:12.44)	0:59.58 [3] (0:12.37)	0:47.21 [3] (0:12.11)	-4	
6	1	BIT OF A REBEL Taylor Johnstone	6	64.6 1800-1600	0:11.28 1600-1400	0:25.78	1:50.12 (0:14.49)	1:35.63 [1] (0:11.28)	1:24.34 [1] (0:11.90)	1:12.44 [1] (0:12.47)	0:59.97 [1] (0:12.47)	0:47.50 [1] (0:12.12)	-5	
7	8	SALUTE THE STARS Margaret Collett	3	64.6 800-600	0:11.57 400-200	0:26.38	1:50.59 (0:14.74)	1:35.85 [6] (0:11.64)	1:24.21 [7] (0:12.28)	1:11.93 [8] (0:12.52)	0:59.41 [8] (0:12.28)	0:47.13 [7] (0:11.96)	+4	
8	5	VEE ROD Ben Price	2	64.6 800-600	0:11.45 600-400	0:26.51	1:50.70 (0:14.90)	1:35.80 [8] (0:11.61)	1:24.19 [8] (0:12.12)	1:12.07 [7] (0:12.51)	0:59.56 [7] (0:12.35)	0:47.21 [8] (0:11.97)	-4	
9	9	WARRANTYTE ROAD Justin Potter	1	63.3 1800-1600	0:11.50 1600-1400	0:26.27	1:50.87 (0:14.77)	1:36.10 [7] (0:11.50)	1:24.60 [6] (0:12.22)	1:12.38 [6] (0:12.42)	0:59.96 [6] (0:12.36)	0:47.60 [5] (0:12.05)	-2	

- [] Position in running at each section and finish
- #: Saddle cloth number
- :--:-- No data available at this section
- DNF Did not finish
- NA No data available
- DNT Did not track
- █ Background shading for fastest section



RACINGSA

Morphettville SA

Race 2: Bet In The Shed at Morphettville Handicap - 1800m

26 October 2024 - 1:02PM

Track Rating: Good 4, Weather: Fine, Rail Position: +6m 1200m-W/Post, +3m Remainder



Morphettville

Section								L600	L400	L200				
Field Times								0:35.03	0:23.37	0:11.85				
								(0:11.66)	(0:11.51)	(0:11.85)				
Position	#	Horse/Jockey	Barrier	Top Speed [km/h]	Fastest Section	First 400m				Margin				Distance Travelled From Winner [m]
1	7	DOLCEMENTE Rochelle Milnes	8	65.2 600-400	0:11.28 400-200	0:26.11	0:34.69 [4] (0:11.55)	0:23.14 [3] (0:11.28)	0:11.86 [1] (0:11.86)	1:49.77				
2	4	SAVSONIC Jacob Opperman	5	65.2 800-600	0:11.37 400-200	0:26.66	0:34.45 [8] (0:11.48)	0:22.97 [7] (0:11.37)	0:11.60 [6] (0:11.60)	0.9L				+2
3	2	BLAZING REBEL Lachlan Neindorf	4	64.8 800-600	0:11.34 400-200	0:26.14	0:34.70 [5] (0:11.44)	0:23.26 [5] (0:11.34)	0:11.92 [4] (0:11.92)	1.1L				+2
4	3	WHATSANAMEGEORGE Jake Toeroek	9	65.0 1800-1600	0:11.26 1600-1400	0:25.83	0:35.11 [2] (0:11.64)	0:23.47 [2] (0:11.43)	0:12.04 [3] (0:12.04)	1.5L				-2
5	6	SHEARMAN DYER Jason Holder	7	64.4 1800-1600	0:11.32 1600-1400	0:25.90	0:35.10 [3] (0:11.69)	0:23.41 [4] (0:11.50)	0:11.91 [5] (0:11.91)	1.9L				-4
6	1	BIT OF A REBEL Taylor Johnstone	6	64.6 1800-1600	0:11.28 1600-1400	0:25.78	0:35.38 [1] (0:11.66)	0:23.72 [1] (0:11.55)	0:12.17 [2] (0:12.17)	2.3L				-5
7	8	SALUTE THE STARS Margaret Collett	3	64.6 800-600	0:11.57 400-200	0:26.38	0:35.17 [7] (0:11.68)	0:23.49 [8] (0:11.57)	0:11.91 [8] (0:11.91)	5.3L				+4
8	5	VEE ROD Ben Price	2	64.6 800-600	0:11.45 600-400	0:26.51	0:35.24 [9] (0:11.45)	0:23.79 [6] (0:11.50)	0:12.29 [7] (0:12.28)	6.0L				-4
9	9	WARRANTYTE ROAD Justin Potter	1	63.3 1800-1600	0:11.50 1600-1400	0:26.27	0:35.55 [6] (0:11.85)	0:23.70 [9] (0:11.67)	0:12.03 [9] (0:12.03)	7.1L				-2

- [] Position in running at each section and finish
- #: Saddle cloth number
- : No data available at this section
- DNF: Did not finish
- NA: No data available
- DNT: Did not track
- █ Background shading for fastest section

Horse/Jockey Name	DOLCEMENTE/Rochelle Milnes
Finish Rank	1
Fastest Section Time (Section)	0:11.28 (L400)
Top Speed [km/h] (Section)	65.2 (L600)
Race State	Finished



Morphettville SA - Professional

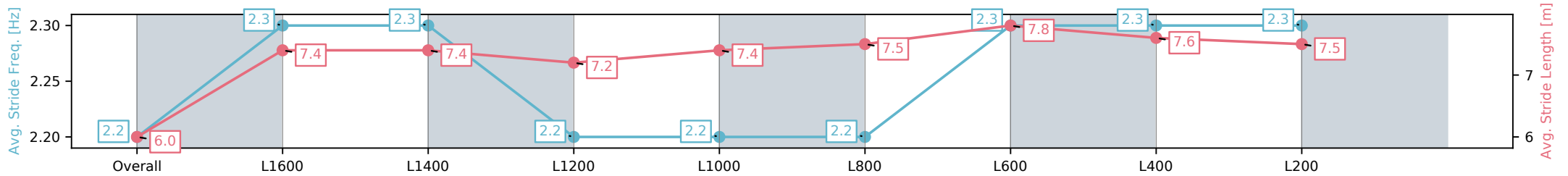
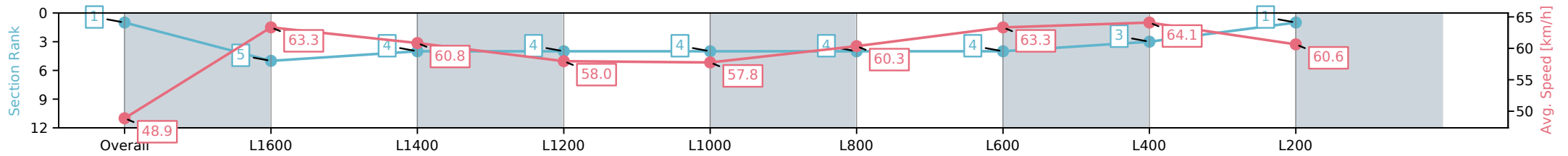
Race 2: Bet In The Shed at Morphettville Handicap - 1800m

26 October 2024 - 1:02PM

Track Rating: Good 4, Weather: Fine, Rail Position: +6m 1200m-W/
Post, +3m Remainder



Section	Overall	L1600	L1400	L1200	L1000	L800	L600	L400	L200
Section Times	1:49.77 [1] (0:14.73)	1:35.04 [5] (0:11.38)	1:23.66 [4] (0:11.95)	1:11.71 [4] (0:12.50)	0:59.21 [4] (0:12.48)	0:46.73 [4] (0:12.04)	0:34.69 [4] (0:11.55)	0:23.14 [3] (0:11.28)	0:11.86 [1] (0:11.86)
Average Speed [km/h]	48.9	63.3	60.8	58.0	57.8	60.3	63.3	64.1	60.6
Top Speed [km/h]	62.2	64.8	65.1	58.8	58.4	62.3	64.3	65.2	62.7
Avg. Dist. to Rail [m]	7.3	3.5	2.5	2.0	2.3	2.0	3.2	3.7	3.5
Avg. Stride Freq. [Hz]	2.2	2.3	2.3	2.2	2.2	2.2	2.3	2.3	2.3
Avg. Stride Length [m]	6.0	7.4	7.4	7.2	7.4	7.4	7.8	7.6	7.5



- [] Ranking at each section and finish
- :-:- No data available at this section
- NA No data available

Horse/Jockey Name	SAVSONIC/Jacob Opperman
Finish Rank	2
Fastest Section Time (Section)	0:11.37 (L400)
Top Speed [km/h] (Section)	65.2 (L800)
Race State	Finished



Morphettville SA - Professional

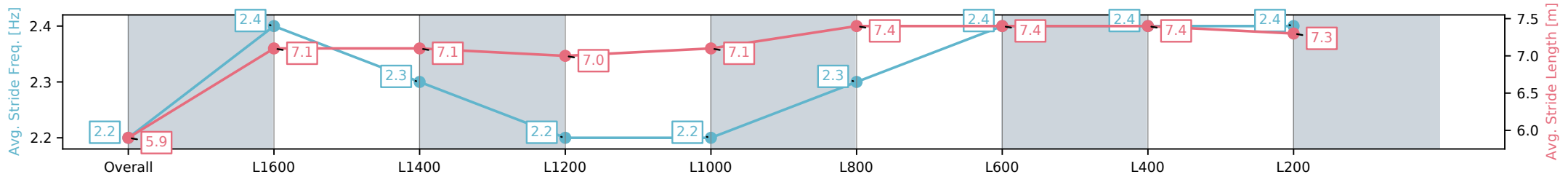
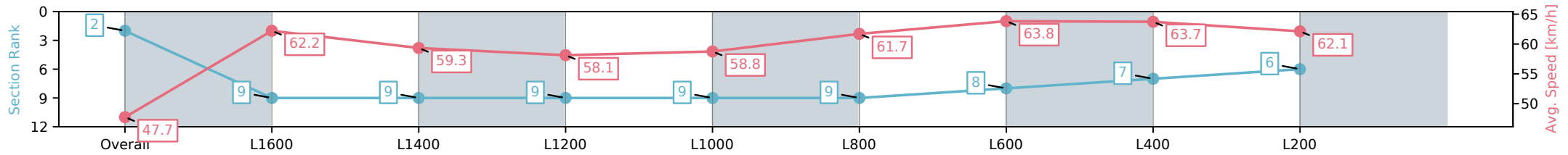
Race 2: Bet In The Shed at Morphettville Handicap - 1800m

26 October 2024 - 1:02PM

Track Rating: Good 4, Weather: Fine, Rail Position: +6m 1200m-W/
Post, +3m Remainder



Section	Overall	L1600	L1400	L1200	L1000	L800	L600	L400	L200
Section Times	1:49.91 [2] (0:15.07)	1:34.84 [9] (0:11.59)	1:23.25 [9] (0:12.24)	1:11.01 [9] (0:12.47)	0:58.54 [9] (0:12.27)	0:46.27 [9] (0:11.82)	0:34.45 [8] (0:11.48)	0:22.97 [7] (0:11.37)	0:11.60 [6] (0:11.60)
Average Speed [km/h]	47.7	62.2	59.3	58.1	58.8	61.7	63.8	63.7	62.1
Top Speed [km/h]	61.6	63.8	61.4	59.3	60.8	63.3	65.2	64.9	64.4
Avg. Dist. to Rail [m]	5.0	2.3	2.0	2.5	2.8	3.2	3.6	4.6	4.9
Avg. Stride Freq. [Hz]	2.2	2.4	2.3	2.2	2.2	2.3	2.4	2.4	2.4
Avg. Stride Length [m]	5.9	7.1	7.1	7.0	7.1	7.4	7.4	7.4	7.3



- [] Ranking at each section and finish
- :-:- No data available at this section
- NA No data available

Horse/Jockey Name	BLAZING REBEL/Lachlan Neindorf
Finish Rank	3
Fastest Section Time (Section)	0:11.34 (L400)
Top Speed [km/h] (Section)	64.8 (L800)
Race State	Finished



Morphettville SA - Professional

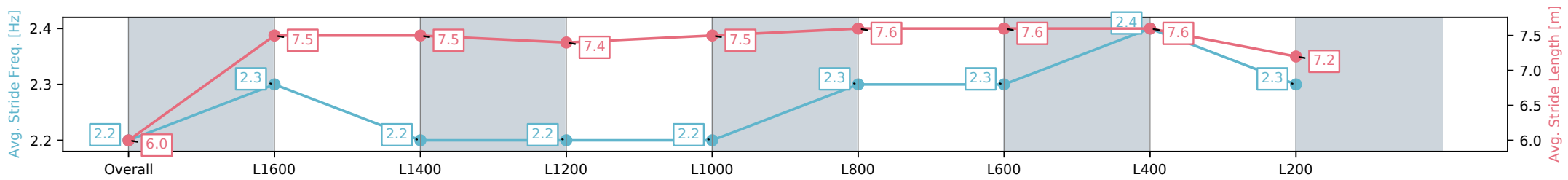
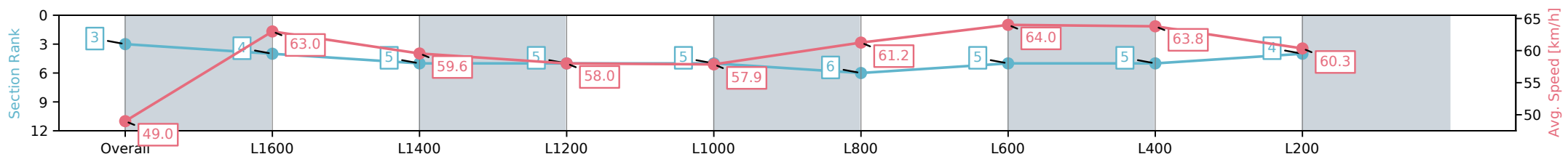
Race 2: Bet In The Shed at Morphettville Handicap - 1800m

26 October 2024 - 1:02PM

Track Rating: Good 4, Weather: Fine, Rail Position: +6m 1200m-W/
Post, +3m Remainder



Section	Overall	L1600	L1400	L1200	L1000	L800	L600	L400	L200
Section Times	1:49.94 [3] (0:14.73)	1:35.21 [4] (0:11.41)	1:23.80 [5] (0:12.21)	1:11.59 [5] (0:12.53)	0:59.06 [5] (0:12.46)	0:46.60 [6] (0:11.90)	0:34.70 [5] (0:11.44)	0:23.26 [5] (0:11.34)	0:11.92 [4] (0:11.92)
Average Speed [km/h]	49.0	63.0	59.6	58.0	57.9	61.2	64.0	63.8	60.3
Top Speed [km/h]	62.7	64.2	62.6	58.6	58.5	63.3	64.8	64.2	62.7
Avg. Dist. to Rail [m]	4.9	2.4	2.2	2.7	3.2	3.3	3.3	4.5	5.4
Avg. Stride Freq. [Hz]	2.2	2.3	2.2	2.2	2.2	2.3	2.3	2.4	2.3
Avg. Stride Length [m]	6.0	7.5	7.5	7.4	7.5	7.6	7.6	7.6	7.2



[] Ranking at each section and finish
 -:-:- No data available at this section
 NA No data available

Horse/Jockey Name	WHATSANAMEGEORGE/Jake Toeroek
Finish Rank	4
Fastest Section Time (Section)	0:11.26 (L1600)
Top Speed [km/h] (Section)	65.0 (Overall)
Race State	Finished



Morphettville SA - Professional

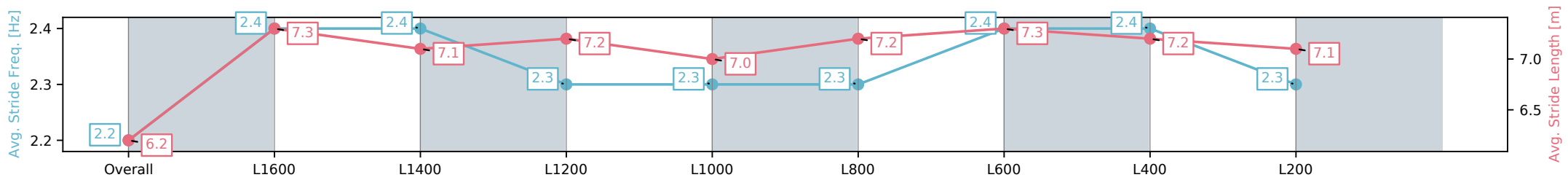
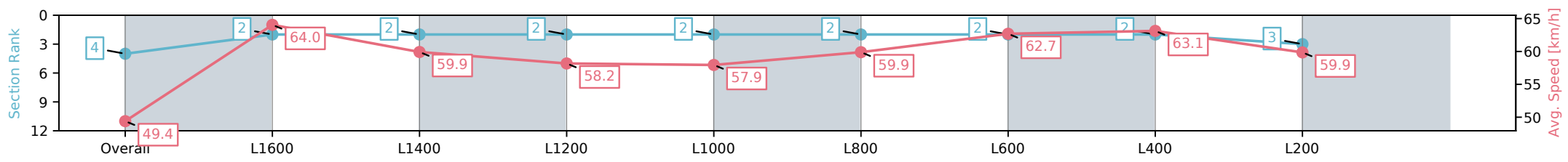
Race 2: Bet In The Shed at Morphettville Handicap - 1800m

26 October 2024 - 1:02PM

Track Rating: Good 4, Weather: Fine, Rail Position: +6m 1200m-W/
Post, +3m Remainder



Section	Overall	L1600	L1400	L1200	L1000	L800	L600	L400	L200
Section Times	1:50.01 [4] (0:14.56)	1:35.44 [2] (0:11.26)	1:24.18 [2] (0:12.09)	1:12.09 [2] (0:12.44)	0:59.65 [2] (0:12.43)	0:47.22 [2] (0:12.11)	0:35.11 [2] (0:11.64)	0:23.47 [2] (0:11.43)	0:12.04 [3] (0:12.04)
Average Speed [km/h]	49.4	64.0	59.9	58.2	57.9	59.9	62.7	63.1	59.9
Top Speed [km/h]	63.2	65.0	62.1	59.2	58.5	62.7	64.0	64.3	62.0
Avg. Dist. to Rail [m]	8.0	3.9	1.5	1.9	3.1	2.3	2.3	2.7	2.9
Avg. Stride Freq. [Hz]	2.2	2.4	2.4	2.3	2.3	2.3	2.4	2.4	2.3
Avg. Stride Length [m]	6.2	7.3	7.1	7.2	7.0	7.2	7.3	7.2	7.1



[] Ranking at each section and finish
 -:-:- No data available at this section
 NA No data available

Horse/Jockey Name	SHEARMAN DYER/Jason Holder
Finish Rank	5
Fastest Section Time (Section)	0:11.32 (L1600)
Top Speed [km/h] (Section)	64.4 (Overall)
Race State	Finished



Morphettville SA - Professional

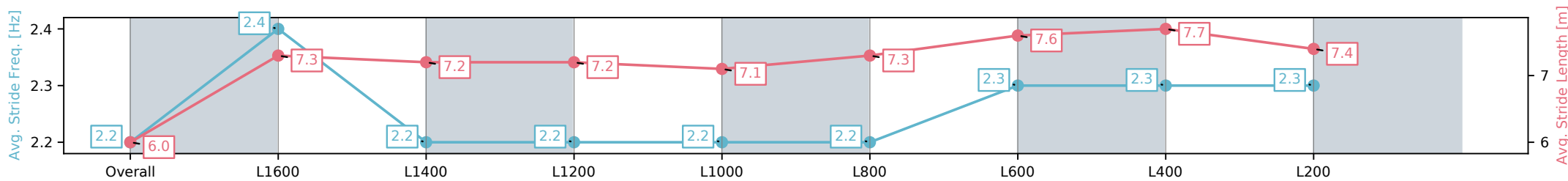
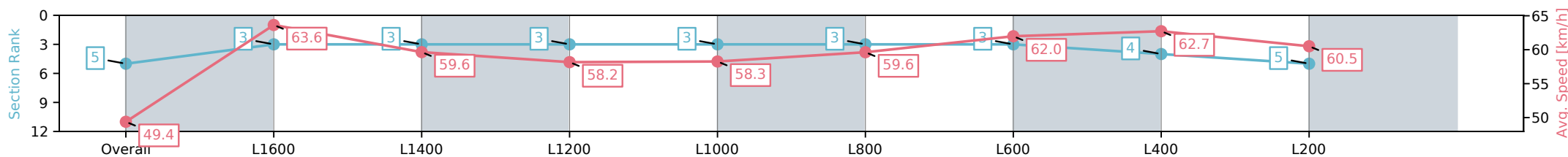
Race 2: Bet In The Shed at Morphettville Handicap - 1800m

26 October 2024 - 1:02PM

Track Rating: Good 4, Weather: Fine, Rail Position: +6m 1200m-W/
Post, +3m Remainder



Section	Overall	L1600	L1400	L1200	L1000	L800	L600	L400	L200
Section Times	1:50.06 [5] (0:14.57)	1:35.48 [3] (0:11.32)	1:24.16 [3] (0:12.14)	1:12.02 [3] (0:12.44)	0:59.58 [3] (0:12.37)	0:47.21 [3] (0:12.11)	0:35.10 [3] (0:11.69)	0:23.41 [4] (0:11.50)	0:11.91 [5] (0:11.91)
Average Speed [km/h]	49.4	63.6	59.6	58.2	58.3	59.6	62.0	62.7	60.5
Top Speed [km/h]	64.2	64.4	61.9	58.6	58.7	60.9	62.6	64.0	61.7
Avg. Dist. to Rail [m]	6.6	3.0	1.3	1.5	1.5	1.1	1.2	1.2	1.3
Avg. Stride Freq. [Hz]	2.2	2.4	2.2	2.2	2.2	2.2	2.3	2.3	2.3
Avg. Stride Length [m]	6.0	7.3	7.2	7.2	7.1	7.3	7.6	7.7	7.4



- [] Ranking at each section and finish
- :-:- No data available at this section
- NA No data available

Horse/Jockey Name	BIT OF A REBEL/Taylor Johnstone
Finish Rank	6
Fastest Section Time (Section)	0:11.28 (L1600)
Top Speed [km/h] (Section)	64.6 (Overall)
Race State	Finished



Morphettville SA - Professional

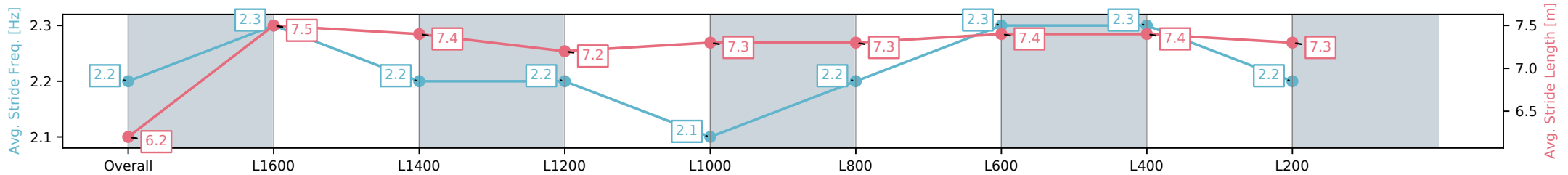
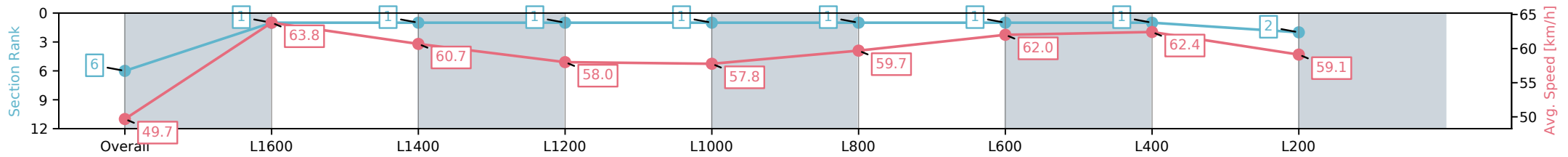
Race 2: Bet In The Shed at Morphettville Handicap - 1800m

26 October 2024 - 1:02PM

Track Rating: Good 4, Weather: Fine, Rail Position: +6m 1200m-W/
Post, +3m Remainder



Section	Overall	L1600	L1400	L1200	L1000	L800	L600	L400	L200
Section Times	1:50.12 [6] (0:14.49)	1:35.63 [1] (0:11.28)	1:24.34 [1] (0:11.90)	1:12.44 [1] (0:12.47)	0:59.97 [1] (0:12.47)	0:47.50 [1] (0:12.12)	0:35.38 [1] (0:11.66)	0:23.72 [1] (0:11.55)	0:12.17 [2] (0:12.17)
Average Speed [km/h]	49.7	63.8	60.7	58.0	57.8	59.7	62.0	62.4	59.1
Top Speed [km/h]	63.1	64.6	63.8	58.4	58.5	61.4	62.9	62.9	61.7
Avg. Dist. to Rail [m]	5.9	1.4	0.9	1.4	1.6	1.1	1.1	1.3	0.7
Avg. Stride Freq. [Hz]	2.2	2.3	2.2	2.2	2.1	2.2	2.3	2.3	2.2
Avg. Stride Length [m]	6.2	7.5	7.4	7.2	7.3	7.3	7.4	7.4	7.3



- [] Ranking at each section and finish
- :-:- No data available at this section
- NA No data available

Horse/Jockey Name	SALUTE THE STARS/Margaret Collett
Finish Rank	7
Fastest Section Time (Section)	0:11.57 (L400)
Top Speed [km/h] (Section)	64.6 (L800)
Race State	Finished



Morphettville SA - Professional

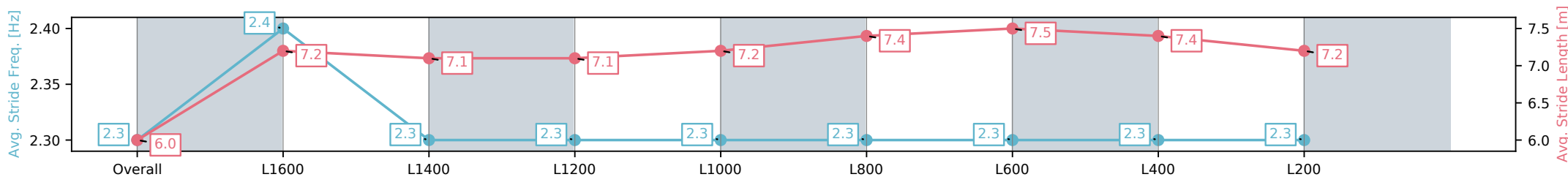
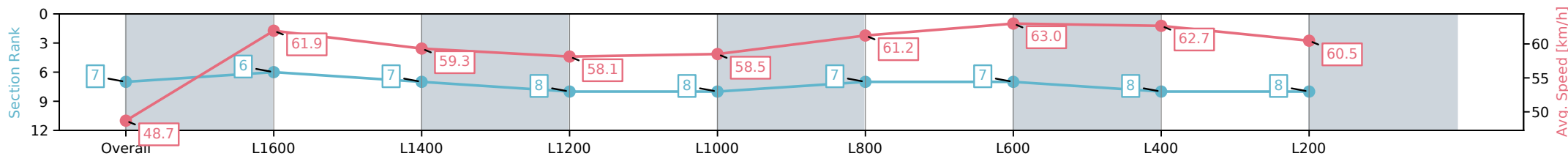
Race 2: Bet In The Shed at Morphettville Handicap - 1800m

26 October 2024 - 1:02PM

Track Rating: Good 4, Weather: Fine, Rail Position: +6m 1200m-W/
Post, +3m Remainder



Section	Overall	L1600	L1400	L1200	L1000	L800	L600	L400	L200
Section Times	1:50.59 [7] (0:14.74)	1:35.85 [6] (0:11.64)	1:24.21 [7] (0:12.28)	1:11.93 [8] (0:12.52)	0:59.41 [8] (0:12.28)	0:47.13 [7] (0:11.96)	0:35.17 [7] (0:11.68)	0:23.49 [8] (0:11.57)	0:11.91 [8] (0:11.91)
Average Speed [km/h]	48.7	61.9	59.3	58.1	58.5	61.2	63.0	62.7	60.5
Top Speed [km/h]	61.5	63.1	62.6	58.9	60.6	62.3	64.6	63.4	63.5
Avg. Dist. to Rail [m]	3.9	2.0	2.6	3.3	3.8	4.1	4.3	5.5	6.9
Avg. Stride Freq. [Hz]	2.3	2.4	2.3	2.3	2.3	2.3	2.3	2.3	2.3
Avg. Stride Length [m]	6.0	7.2	7.1	7.1	7.2	7.4	7.5	7.4	7.2



- [] Ranking at each section and finish
- :-:- No data available at this section
- NA No data available

Horse/Jockey Name	VEE ROD/Ben Price
Finish Rank	8
Fastest Section Time (Section)	0:11.45 (L600)
Top Speed [km/h] (Section)	64.6 (L800)
Race State	Finished



Morphettville SA - Professional

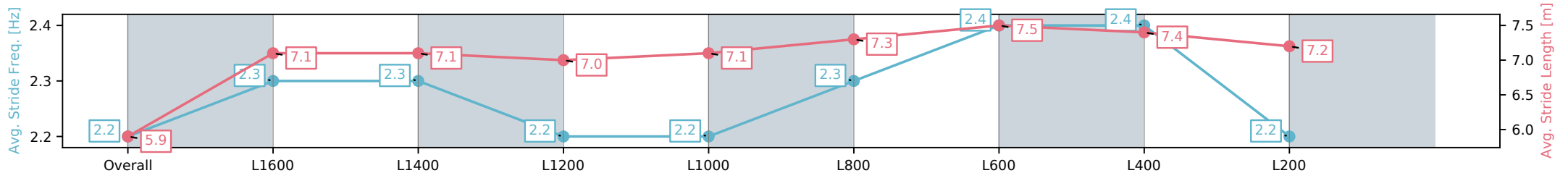
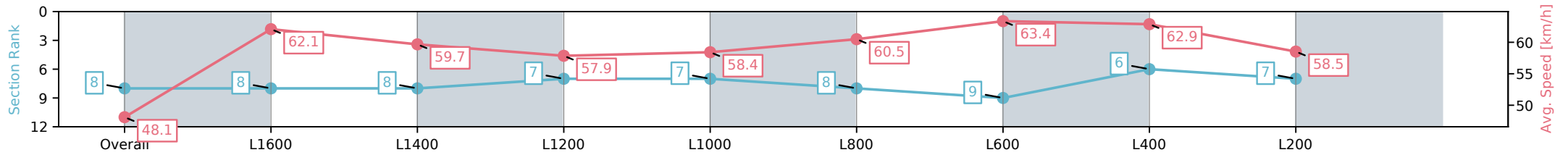
Race 2: Bet In The Shed at Morphettville Handicap - 1800m

26 October 2024 - 1:02PM

Track Rating: Good 4, Weather: Fine, Rail Position: +6m 1200m-W/
Post, +3m Remainder



Section	Overall	L1600	L1400	L1200	L1000	L800	L600	L400	L200
Section Times	1:50.70 [8] (0:14.90)	1:35.80 [8] (0:11.61)	1:24.19 [8] (0:12.12)	1:12.07 [7] (0:12.51)	0:59.56 [7] (0:12.35)	0:47.21 [8] (0:11.97)	0:35.24 [9] (0:11.45)	0:23.79 [6] (0:11.50)	0:12.29 [7] (0:12.28)
Average Speed [km/h]	48.1	62.1	59.7	57.9	58.4	60.5	63.4	62.9	58.5
Top Speed [km/h]	62.2	63.3	62.8	58.5	59.3	62.5	64.6	64.4	61.5
Avg. Dist. to Rail [m]	3.1	1.3	1.1	1.7	1.8	1.9	1.5	2.8	3.2
Avg. Stride Freq. [Hz]	2.2	2.3	2.3	2.2	2.2	2.3	2.4	2.4	2.2
Avg. Stride Length [m]	5.9	7.1	7.1	7.0	7.1	7.1	7.3	7.5	7.2



- [] Ranking at each section and finish
- :-:- No data available at this section
- NA No data available

Horse/Jockey Name	WARRANTYTE ROAD/Justin Potter
Finish Rank	9
Fastest Section Time (Section)	0:11.50 (L1600)
Top Speed [km/h] (Section)	63.3 (Overall)
Race State	Finished



Morphettville SA - Professional

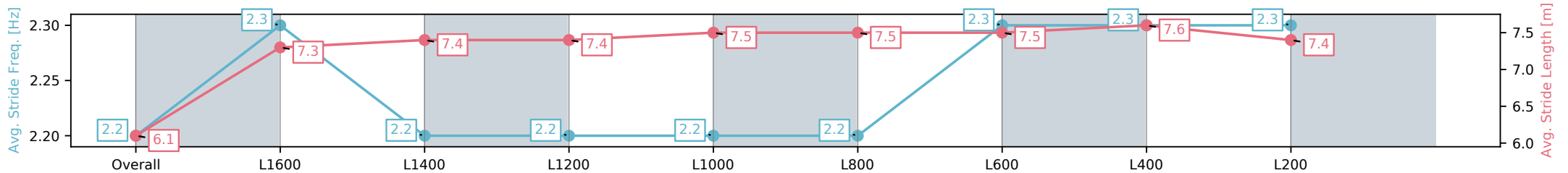
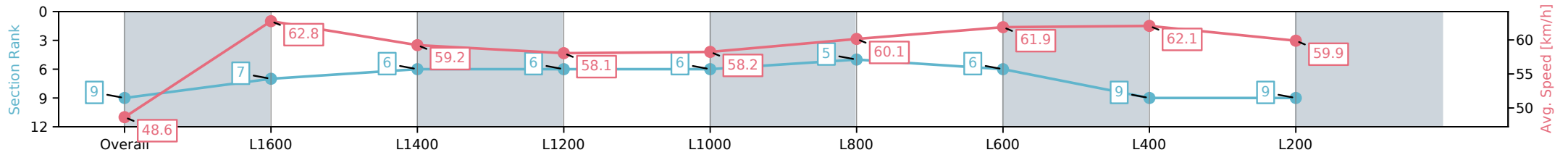
Race 2: Bet In The Shed at Morphettville Handicap - 1800m

26 October 2024 - 1:02PM

Track Rating: Good 4, Weather: Fine, Rail Position: +6m 1200m-W/
Post, +3m Remainder



Section	Overall	L1600	L1400	L1200	L1000	L800	L600	L400	L200
Section Times	1:50.87 [9] (0:14.77)	1:36.10 [7] (0:11.50)	1:24.60 [6] (0:12.22)	1:12.38 [6] (0:12.42)	0:59.96 [6] (0:12.36)	0:47.60 [5] (0:12.05)	0:35.55 [6] (0:11.85)	0:23.70 [9] (0:11.67)	0:12.03 [9] (0:12.03)
Average Speed [km/h]	48.6	62.8	59.2	58.1	58.2	60.1	61.9	62.1	59.9
Top Speed [km/h]	62.6	63.3	62.8	58.8	59.1	61.8	63.1	63.1	61.5
Avg. Dist. to Rail [m]	2.1	1.0	1.0	1.1	0.9	1.1	3.5	6.2	8.3
Avg. Stride Freq. [Hz]	2.2	2.3	2.2	2.2	2.2	2.2	2.3	2.3	2.3
Avg. Stride Length [m]	6.1	7.3	7.4	7.4	7.4	7.5	7.5	7.6	7.4



[] Ranking at each section and finish
 -:-:- No data available at this section
 NA No data available