



RACINGSA

Morphettville SA

Race 9: Grand Syndicates Handicap (Heat of Sportsbet Skybeau Series) - 2014m

19 October 2024 - 5:34PM

Track Rating: Good 4, Weather: Fine, Rail Position: +3m Entire



Morphettville

Section Field Times							Overall	L1800	L1600	L1400	L1200	L1000		
							2:02.41 (0:15.34)	1:47.07 (0:11.63)	1:35.44 (0:11.56)	1:23.88 (0:12.08)	1:11.80 (0:12.48)	0:59.31 (0:12.07)		
Position	#	Horse/Jockey	Barrier	Top Speed [km/h]	Fastest Section	First 400m							Distance Travelled From Winner [m]	
1	1	TIPPA Rochelle Milnes	2	63.6 1000-800	0:11.55 800-600	0:26.43	2:02.41 (0:15.49)	1:46.92 [3] (0:11.76)	1:35.16 [4] (0:11.94)	1:23.22 [4] (0:12.19)	1:11.03 [4] (0:12.32)	0:58.71 [4] (0:11.76)		
2	3	CALL ME VEXATIOUS Callan Murray	5	63.6 1000-800	0:11.64 800-600	0:26.36	2:02.47 (0:15.43)	1:47.04 [2] (0:11.76)	1:35.28 [3] (0:11.85)	1:23.43 [3] (0:12.21)	1:11.22 [3] (0:12.26)	0:58.96 [3] (0:11.73)	+8	
3	8	BIG STORY Manoel Nunes	7	65.2 1000-800	0:11.35 800-600	0:27.04	2:02.50 (0:15.98)	1:46.52 [10] (0:11.86)	1:34.66 [9] (0:12.08)	1:22.58 [10] (0:12.31)	1:10.27 [10] (0:12.12)	0:58.15 [11] (0:11.77)	+8	
4	2	YURI ROYALE Jake Toeroek	10	64.7 2200-2000	0:11.42 800-600	0:26.94	2:02.57 (0:15.87)	1:46.70 [8] (0:11.88)	1:34.82 [8] (0:12.14)	1:22.68 [9] (0:12.25)	1:10.43 [9] (0:11.90)	0:58.53 [7] (0:11.56)	+12	
5	11	MAGNETIC EDGE Taylor Johnstone	6	63.9 1200-1000	0:11.43 800-600	0:26.71	2:02.88 (0:15.70)	1:47.18 [7] (0:11.83)	1:35.35 [7] (0:12.11)	1:23.24 [7] (0:12.38)	1:10.86 [7] (0:12.14)	0:58.72 [8] (0:11.69)	+8	
6	14	EISHAA Lachlan Neindorf	9	64.6 1200-1000	0:11.41 800-600	0:27.56	2:03.16 (0:16.19)	1:46.97 [12] (0:12.19)	1:34.78 [13] (0:11.86)	1:22.92 [11] (0:12.12)	1:10.80 [11] (0:11.81)	0:58.99 [9] (0:11.60)	+13	
7	13	DISAGREEABLE MISS Samuel Payne	11	65.2 1200-1000	0:11.28 800-600	0:27.52	2:03.38 (0:16.35)	1:47.03 [14] (0:11.98)	1:35.05 [12] (0:11.95)	1:23.10 [12] (0:12.23)	1:10.87 [12] (0:12.07)	0:58.80 [13] (0:11.85)	+8	
8	6	EUREKA'S VICTORY Stacey Metcalfe	3	63.0 2200-2000	0:11.63 1800-1600	0:26.20	2:03.42 (0:15.33)	1:48.09 [1] (0:11.63)	1:36.46 [1] (0:11.78)	1:24.68 [2] (0:12.23)	1:12.45 [2] (0:12.42)	1:00.03 [2] (0:12.02)	+1	
9	15	AMMO AMOR Teagan Voorham	8	64.3 1200-1000	0:11.36 800-600	0:27.35	2:03.46 (0:16.04)	1:47.42 [11] (0:12.15)	1:35.27 [11] (0:12.18)	1:23.09 [13] (0:12.19)	1:10.90 [13] (0:12.01)	0:58.89 [12] (0:11.90)	+5	
10	12	ON THE SCENT Ben Price	4	63.1 1200-1000	0:11.54 800-600	0:26.65	2:03.58 (0:15.64)	1:47.94 [6] (0:11.82)	1:36.12 [6] (0:11.97)	1:24.15 [6] (0:12.30)	1:11.85 [6] (0:12.24)	0:59.61 [6] (0:11.77)	+2	

Scratched: Lodbrok (#5), Shakespeare (#16), Chosen Miss (#17), Kirkliston Blu (#18)

Report Created: Sat 19 October 2024 18:45:43 GMT+11 (Note: Timing is based on positional data)

- [] Position in running at each section and finish
- #: Saddle cloth number
- :--- No data available at this section
- DNF Did not finish
- NA No data available
- DNT Did not track
- █ Background shading for fastest section



RACINGSA

Morphettville SA

Race 9: Grand Syndicates Handicap (Heat of Sportsbet Skybeau Series) - 2014m

19 October 2024 - 5:34PM

Track Rating: Good 4, Weather: Fine, Rail Position: +3m Entire



Morphettville

Section Field Times							Overall	L1800	L1600	L1400	L1200	L1000		
							2:02.41 (0:15.34)	1:47.07 (0:11.63)	1:35.44 (0:11.56)	1:23.88 (0:12.08)	1:11.80 (0:12.48)	0:59.31 (0:12.07)		
Position	#	Horse/Jockey	Barrier	Top Speed [km/h]	Fastest Section	First 400m								Distance Travelled From Winner [m]
11	10	DUAL FUEL	14	64.3	0:11.37	0:27.71	2:03.64	1:47.40 [13]	1:35.08 [14]	1:23.01 [14]	1:10.80 [14]	0:58.84 [14]		+10
		Margaret Collett		1200-1000	800-600		(0:16.24)	(0:12.32)	(0:12.07)	(0:12.21)	(0:11.96)	(0:11.98)		
12	4	CRIMSON VINE	12	63.9	0:11.49	0:26.56	2:03.69	1:48.07 [5]	1:36.31 [5]	1:24.28 [5]	1:11.97 [5]	0:59.86 [5]		+10
		Jacob Opperman		1200-1000	800-600		(0:15.62)	(0:11.76)	(0:12.03)	(0:12.31)	(0:12.11)	(0:11.62)		
13	7	NISHINO CRESCENT	1	63.5	0:11.51	0:27.04	2:03.86	1:47.90 [9]	1:36.00 [10]	1:24.06 [8]	1:11.73 [8]	0:59.60 [10]		-2
		Dom Tourneur		1200-1000	800-600		(0:15.96)	(0:11.90)	(0:11.94)	(0:12.33)	(0:12.13)	(0:11.87)		
14	9	CROWN MINT	13	64.8	0:11.44	0:26.31	2:04.40	1:48.83 [4]	1:37.31 [2]	1:25.87 [1]	1:13.79 [1]	1:01.31 [1]		+4
		Alana Livesey		2200-2000	1600-1400		(0:15.56)	(0:11.52)	(0:11.44)	(0:12.08)	(0:12.48)	(0:12.07)		

Scratched: Lodbrok (#5), Shakespeare (#16), Chosen Miss (#17), Kirkliston Blu (#18)

- [] Position in running at each section and finish
- #: Saddle cloth number
- :--- No data available at this section
- DNF Did not finish
- NA No data available
- DNT Did not track
- █ Background shading for fastest section



RACINGSA

Morphettville SA

Race 9: Grand Syndicates Handicap (Heat of Sportsbet Skybeau Series) - 2014m

19 October 2024 - 5:34PM

Track Rating: Good 4, Weather: Fine, Rail Position: +3m Entire



Morphettville

Section												L800	L600	L400	L200		
Field Times												0:47.24	0:35.61	0:23.86	0:12.21		
												(0:11.63)	(0:11.75)	(0:11.65)	(0:12.21)		
Position	#	Horse/Jockey	Barrier	Top Speed [km/h]	Fastest Section	First 400m						Margin				Distance Travelled From Winner [m]	
1	1	TIPPA	2	63.6	0:11.55	0:26.43	0:46.95 [5]	0:35.40 [4]	0:23.85 [2]	0:12.22 [1]	2:02.41						
		Rochelle Milnes		1000-800	800-600		(0:11.55)	(0:11.55)	(0:11.63)	(0:12.22)							
2	3	CALL ME VEXATIOUS	5	63.6	0:11.64	0:26.36	0:47.23 [2]	0:35.59 [2]	0:23.86 [3]	0:12.16 [3]	0.4L					+8	
		Callan Murray		1000-800	800-600		(0:11.64)	(0:11.73)	(0:11.70)	(0:12.16)							
3	8	BIG STORY	7	65.2	0:11.35	0:27.04	0:46.38 [10]	0:35.03 [10]	0:23.61 [8]	0:12.12 [4]	0.6L					+8	
		Manoel Nunes		1000-800	800-600		(0:11.35)	(0:11.42)	(0:11.49)	(0:12.12)							
4	2	YURI ROYALE	10	64.7	0:11.42	0:26.94	0:46.96 [6]	0:35.54 [5]	0:24.02 [1]	0:12.34 [2]	1.0L					+12	
		Jake Toeroek		2200-2000	800-600		(0:11.42)	(0:11.52)	(0:11.68)	(0:12.34)							
5	11	MAGNETIC EDGE	6	63.9	0:11.43	0:26.71	0:47.03 [9]	0:35.60 [9]	0:23.92 [9]	0:12.16 [6]	3.0L					+8	
		Taylor Johnstone		1200-1000	800-600		(0:11.43)	(0:11.68)	(0:11.76)	(0:12.16)							
6	14	EISHAA	9	64.6	0:11.41	0:27.56	0:47.39 [8]	0:35.98 [6]	0:24.46 [5]	0:12.70 [5]	4.7L					+13	
		Lachlan Neindorf		1200-1000	800-600		(0:11.41)	(0:11.52)	(0:11.76)	(0:12.70)							
7	13	DISAGREEABLE MISS	11	65.2	0:11.28	0:27.52	0:46.95 [12]	0:35.67 [12]	0:24.02 [12]	0:12.34 [11]	6.1L					+8	
		Samuel Payne		1200-1000	800-600		(0:11.28)	(0:11.65)	(0:11.68)	(0:12.34)							
8	6	EUREKA'S VICTORY	3	63.0	0:11.63	0:26.20	0:48.01 [3]	0:36.21 [7]	0:24.45 [10]	0:12.38 [10]	6.3L					+1	
		Stacey Metcalfe		2200-2000	1800-1600		(0:11.80)	(0:11.76)	(0:12.07)	(0:12.38)							
9	15	AMMO AMOR	8	64.3	0:11.36	0:27.35	0:46.99 [13]	0:35.63 [13]	0:24.00 [13]	0:12.22 [13]	6.6L					+5	
		Teagan Voorham		1200-1000	800-600		(0:11.36)	(0:11.63)	(0:11.78)	(0:12.22)							
10	12	ON THE SCENT	4	63.1	0:11.54	0:26.65	0:47.84 [7]	0:36.30 [8]	0:24.70 [7]	0:12.84 [7]	7.4L					+2	
		Ben Price		1200-1000	800-600		(0:11.54)	(0:11.60)	(0:11.86)	(0:12.84)							

Scratched: Lodbrok (#5), Shakespeare (#16), Chosen Miss (#17), Kirkliston Blu (#18)

Report Created: Sat 19 October 2024 18:45:44 GMT+11 (Note: Timing is based on positional data)

- [] Position in running at each section and finish
- #: Saddle cloth number
- No data available at this section
- DNF Did not finish
- NA No data available
- DNT Did not track
- █ Background shading for fastest section



RACINGSA

Morphettville SA

Race 9: Grand Syndicates Handicap (Heat of Sportsbet Skybeau Series) - 2014m

19 October 2024 - 5:34PM

Track Rating: Good 4, Weather: Fine, Rail Position: +3m Entire



Morphettville

Section Field Times

L800	L600	L400	L200
0:47.24	0:35.61	0:23.86	0:12.21
(0:11.63)	(0:11.75)	(0:11.65)	(0:12.21)

Position	#	Horse/Jockey	Barrier	Top Speed [km/h]	Fastest Section	First 400m	L800	L600	L400	L200	Margin			Distance Travelled From Winner [m]
11	10	DUAL FUEL	14	64.3	0:11.37	0:27.71	0:46.86 [14]	0:35.49 [14]	0:23.88 [14]	0:12.32 [14]	7.7L			+10
		Margaret Collett		1200-1000	800-600		(0:11.37)	(0:11.61)	(0:11.56)	(0:12.32)				
12	4	CRIMSON VINE	12	63.9	0:11.49	0:26.56	0:48.24 [4]	0:36.75 [3]	0:24.90 [6]	0:12.75 [8]	8.1L			+10
		Jacob Opperman		1200-1000	800-600		(0:11.49)	(0:11.85)	(0:12.15)	(0:12.75)				
13	7	NISHINO CRESCENT	1	63.5	0:11.51	0:27.04	0:47.73 [11]	0:36.22 [11]	0:24.51 [11]	0:12.62 [12]	9.1L			-2
		Dom Tourneur		1200-1000	800-600		(0:11.51)	(0:11.71)	(0:11.89)	(0:12.62)				
14	9	CROWN MINT	13	64.8	0:11.44	0:26.31	0:49.24 [1]	0:37.61 [1]	0:25.79 [3]	0:13.41 [9]	12.5L			+4
		Alana Livesey		2200-2000	1600-1400		(0:11.63)	(0:11.82)	(0:12.38)	(0:13.41)				

Scratched: Lodbrok (#5), Shakespeare (#16), Chosen Miss (#17), Kirkliston Blu (#18)

- [] Position in running at each section and finish
- #: Saddle cloth number
- :--- No data available at this section
- DNF Did not finish
- NA No data available
- DNT Did not track
- █ Background shading for fastest section

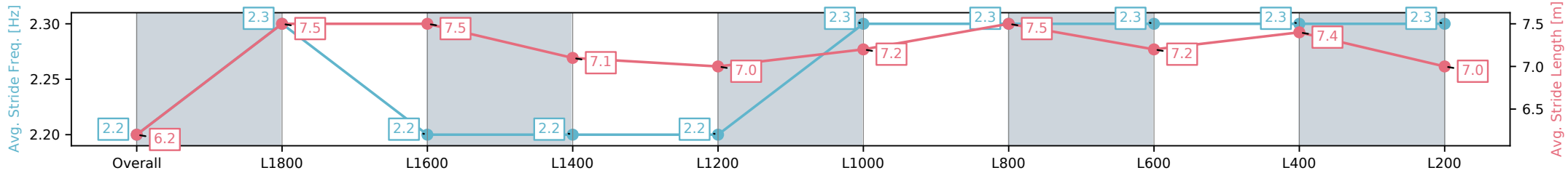
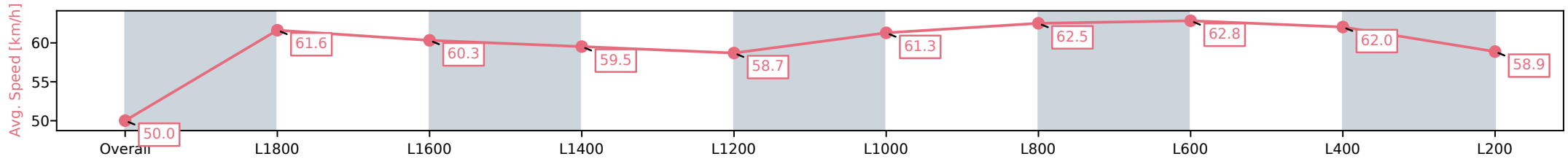
Horse/Jockey Name	TIPPA/Rochelle Milnes
Finish Rank	1
Fastest Section Time (Section)	0:11.55 (L600)
Top Speed [km/h] (Section)	63.6 (L800)
Race State	Finished



Morphettville SA - Professional
Race 9: Grand Syndicates Handicap (Heat of Sportsbet Skybeau Series) - 2014m
 19 October 2024 - 5:34PM
 Track Rating: Good 4, Weather: Fine, Rail Position: +3m Entire



Section	Overall	L1800	L1600	L1400	L1200	L1000	L800	L600	L400	L200
Section Times	2:02.41 [1] (0:15.49)	1:46.92 [3] (0:11.76)	1:35.16 [4] (0:11.94)	1:23.22 [4] (0:12.19)	1:11.03 [4] (0:12.32)	0:58.71 [4] (0:11.76)	0:46.95 [5] (0:11.55)	0:35.40 [4] (0:11.55)	0:23.85 [2] (0:11.63)	0:12.22 [1] (0:12.22)
Average Speed [km/h]	50.0	61.6	60.3	59.5	58.7	61.3	62.5	62.8	62.0	58.9
Top Speed [km/h]	61.2	62.5	60.8	60.2	60.3	62.8	63.4	63.6	63.0	60.9
Avg. Dist. to Rail [m]	5.8	2.0	2.2	1.8	1.5	2.0	1.3	1.4	2.6	2.7
Avg. Stride Freq. [Hz]	2.2	2.3	2.2	2.2	2.2	2.3	2.3	2.3	2.3	2.3
Avg. Stride Length [m]	6.2	7.5	7.5	7.1	7.0	7.2	7.5	7.2	7.4	7.0



- [] Ranking at each section and finish
- :-:- No data available at this section
- NA No data available

Horse/Jockey Name	CALL ME VEXATIOUS/Callan Murray
Finish Rank	2
Fastest Section Time (Section)	0:11.64 (L600)
Top Speed [km/h] (Section)	63.6 (L800)
Race State	Finished



Morphettville SA - Professional

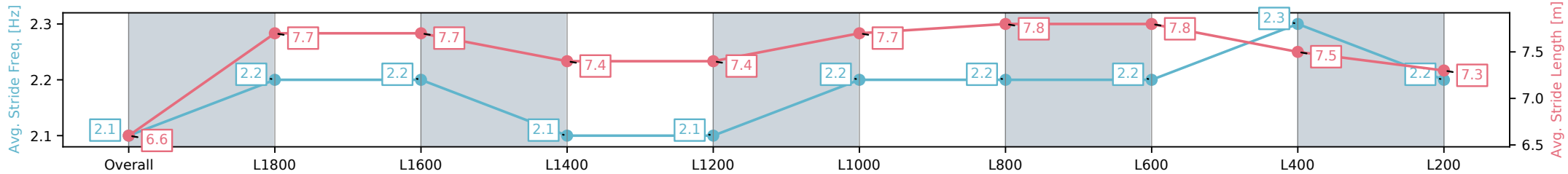
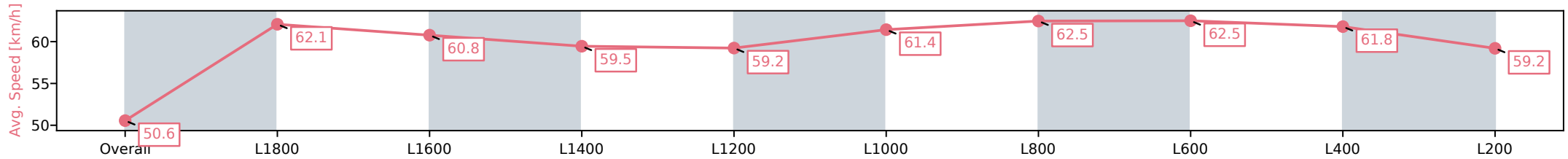
Race 9: Grand Syndicates Handicap (Heat of Sportsbet Skybeau Series) - 2014m

19 October 2024 - 5:34PM



Track Rating: Good 4, Weather: Fine, Rail Position: +3m Entire

Section	Overall	L1800	L1600	L1400	L1200	L1000	L800	L600	L400	L200
Section Times	2:02.47 [2] (0:15.43)	1:47.04 [2] (0:11.76)	1:35.28 [3] (0:11.85)	1:23.43 [3] (0:12.21)	1:11.22 [3] (0:12.26)	0:58.96 [3] (0:11.73)	0:47.23 [2] (0:11.64)	0:35.59 [2] (0:11.73)	0:23.86 [3] (0:11.70)	0:12.16 [3] (0:12.16)
Average Speed [km/h]	50.6	62.1	60.8	59.5	59.2	61.4	62.5	62.5	61.8	59.2
Top Speed [km/h]	61.6	62.7	61.4	60.8	60.3	62.9	63.5	63.6	62.7	61.3
Avg. Dist. to Rail [m]	8.7	4.1	3.8	2.6	2.3	2.9	2.7	3.3	4.5	5.1
Avg. Stride Freq. [Hz]	2.1	2.2	2.2	2.1	2.1	2.2	2.2	2.2	2.3	2.2
Avg. Stride Length [m]	6.6	7.7	7.7	7.4	7.4	7.7	7.8	7.8	7.5	7.3



- [] Ranking at each section and finish
- :-:- No data available at this section
- NA No data available

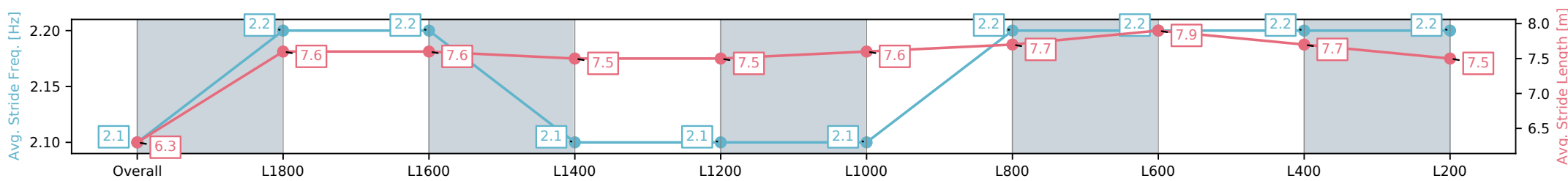
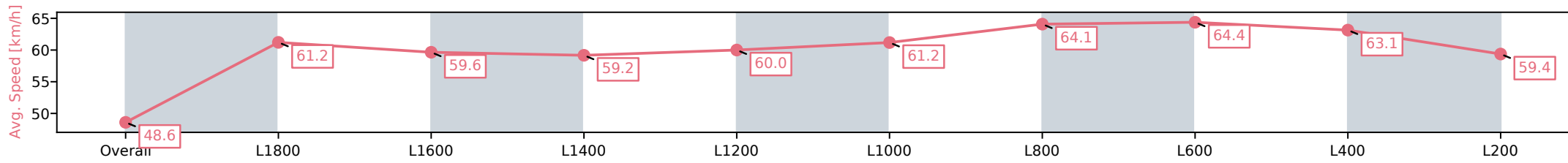
Horse/Jockey Name	BIG STORY/Manoel Nunes
Finish Rank	3
Fastest Section Time (Section)	0:11.35 (L600)
Top Speed [km/h] (Section)	65.2 (L800)
Race State	Finished



Morphettville SA - Professional
 Race 9: Grand Syndicates Handicap (Heat of Sportsbet Skybeau Series) - 2014m
 19 October 2024 - 5:34PM
 Track Rating: Good 4, Weather: Fine, Rail Position: +3m Entire



Section	Overall	L1800	L1600	L1400	L1200	L1000	L800	L600	L400	L200
Section Times	2:02.50 [3] (0:15.98)	1:46.52 [10] (0:11.86)	1:34.66 [9] (0:12.08)	1:22.58 [10] (0:12.31)	1:10.27 [10] (0:12.12)	0:58.15 [11] (0:11.77)	0:46.38 [10] (0:11.35)	0:35.03 [10] (0:11.42)	0:23.61 [8] (0:11.49)	0:12.12 [4] (0:12.12)
Average Speed [km/h]	48.6	61.2	59.6	59.2	60.0	61.2	64.1	64.4	63.1	59.4
Top Speed [km/h]	59.7	62.1	61.6	61.3	61.0	63.7	64.8	65.2	64.5	62.2
Avg. Dist. to Rail [m]	8.6	2.2	2.5	2.7	2.7	3.1	3.0	3.8	8.0	8.2
Avg. Stride Freq. [Hz]	2.1	2.2	2.2	2.1	2.1	2.1	2.2	2.2	2.2	2.2
Avg. Stride Length [m]	6.3	7.6	7.6	7.5	7.5	7.6	7.7	7.9	7.7	7.5



[] Ranking at each section and finish
 -:-:- No data available at this section
 NA No data available

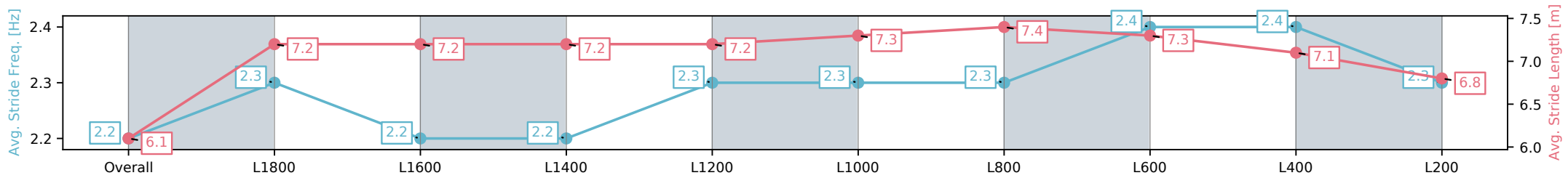
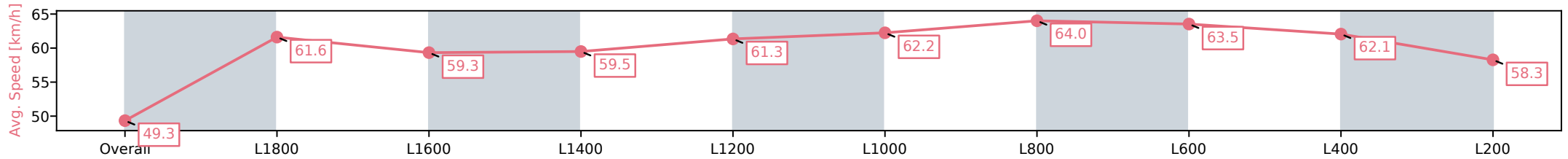
Horse/Jockey Name	YURI ROYALE/Jake Toeroek
Finish Rank	4
Fastest Section Time (Section)	0:11.42 (L600)
Top Speed [km/h] (Section)	64.7 (Overall)
Race State	Finished



Morphettville SA - Professional
 Race 9: Grand Syndicates Handicap (Heat of Sportsbet Skybeau Series) - 2014m
 19 October 2024 - 5:34PM
 Track Rating: Good 4, Weather: Fine, Rail Position: +3m Entire



Section	Overall	L1800	L1600	L1400	L1200	L1000	L800	L600	L400	L200
Section Times	2:02.57 [4] (0:15.87)	1:46.70 [8] (0:11.88)	1:34.82 [8] (0:12.14)	1:22.68 [9] (0:12.25)	1:10.43 [9] (0:11.90)	0:58.53 [7] (0:11.56)	0:46.96 [6] (0:11.42)	0:35.54 [5] (0:11.52)	0:24.02 [1] (0:11.68)	0:12.34 [2] (0:12.34)
Average Speed [km/h]	49.3	61.6	59.3	59.5	61.3	62.2	64.0	63.5	62.1	58.3
Top Speed [km/h]	62.8	64.7	61.1	61.0	61.8	63.5	64.5	64.5	62.8	61.1
Avg. Dist. to Rail [m]	12.3	4.2	3.6	3.6	3.5	4.0	3.8	3.5	5.0	6.0
Avg. Stride Freq. [Hz]	2.2	2.3	2.2	2.2	2.3	2.3	2.3	2.4	2.4	2.3
Avg. Stride Length [m]	6.1	7.2	7.2	7.2	7.2	7.3	7.4	7.3	7.1	6.8



[] Ranking at each section and finish
 -:-:- No data available at this section
 NA No data available

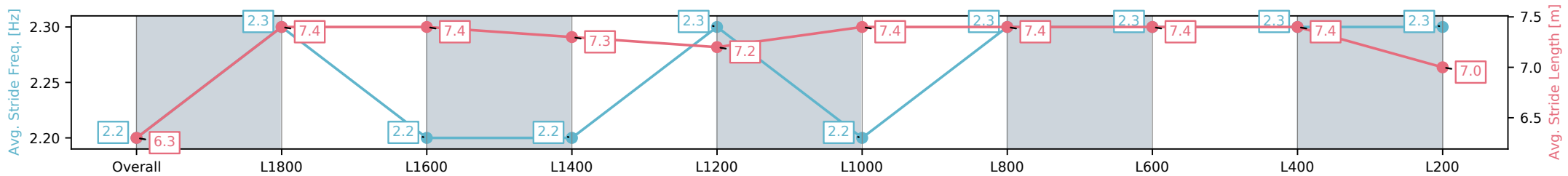
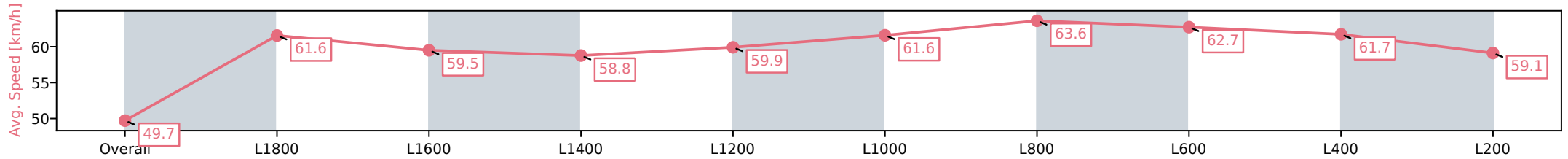
Horse/Jockey Name	MAGNETIC EDGE/Taylor Johnstone
Finish Rank	5
Fastest Section Time (Section)	0:11.43 (L600)
Top Speed [km/h] (Section)	63.9 (L1000)
Race State	Finished



Morphettville SA - Professional
 Race 9: Grand Syndicates Handicap (Heat of Sportsbet Skybeau Series) - 2014m
 19 October 2024 - 5:34PM
 Track Rating: Good 4, Weather: Fine, Rail Position: +3m Entire



Section	Overall	L1800	L1600	L1400	L1200	L1000	L800	L600	L400	L200
Section Times	2:02.88 [5] (0:15.70)	1:47.18 [7] (0:11.83)	1:35.35 [7] (0:12.11)	1:23.24 [7] (0:12.38)	1:10.86 [7] (0:12.14)	0:58.72 [8] (0:11.69)	0:47.03 [9] (0:11.43)	0:35.60 [9] (0:11.68)	0:23.92 [9] (0:11.76)	0:12.16 [6] (0:12.16)
Average Speed [km/h]	49.7	61.6	59.5	58.8	59.9	61.6	63.6	62.7	61.7	59.1
Top Speed [km/h]	62.6	62.6	61.3	59.7	60.3	63.1	63.9	63.8	62.5	62.2
Avg. Dist. to Rail [m]	9.4	3.1	2.7	2.7	2.6	3.0	2.8	3.3	6.0	4.7
Avg. Stride Freq. [Hz]	2.2	2.3	2.2	2.2	2.3	2.2	2.3	2.3	2.3	2.3
Avg. Stride Length [m]	6.3	7.4	7.4	7.4	7.3	7.2	7.4	7.4	7.4	7.0



[] Ranking at each section and finish
 -:-:- No data available at this section
 NA No data available

Horse/Jockey Name	EISHAA/Lachlan Neindorf
Finish Rank	6
Fastest Section Time (Section)	0:11.41 (L600)
Top Speed [km/h] (Section)	64.6 (L1000)
Race State	Finished



Morphettville SA - Professional

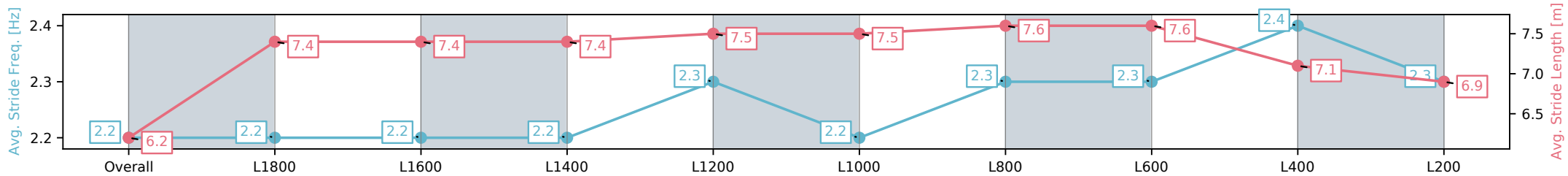
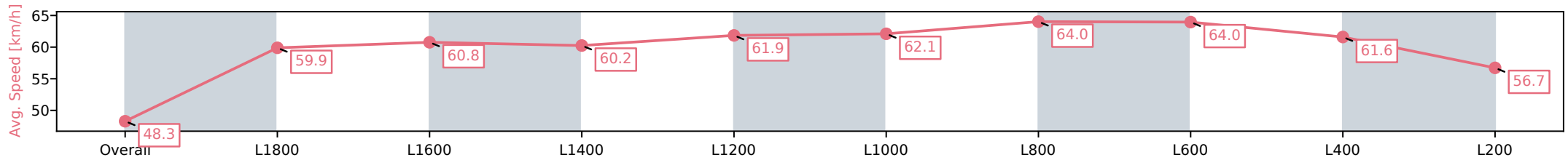
Race 9: Grand Syndicates Handicap (Heat of Sportsbet Skybeau Series) - 2014m

19 October 2024 - 5:34PM



Track Rating: Good 4, Weather: Fine, Rail Position: +3m Entire

Section	Overall	L1800	L1600	L1400	L1200	L1000	L800	L600	L400	L200
Section Times	2:03.16 [6] (0:16.19)	1:46.97 [12] (0:12.19)	1:34.78 [13] (0:11.86)	1:22.92 [11] (0:12.12)	1:10.80 [11] (0:11.81)	0:58.99 [9] (0:11.60)	0:47.39 [8] (0:11.41)	0:35.98 [6] (0:11.52)	0:24.46 [5] (0:11.76)	0:12.70 [5] (0:12.70)
Average Speed [km/h]	48.3	59.9	60.8	60.2	61.9	62.1	64.0	64.0	61.6	56.7
Top Speed [km/h]	58.7	60.7	61.4	61.4	62.7	64.2	64.6	64.4	63.6	60.2
Avg. Dist. to Rail [m]	11.5	3.9	4.1	3.8	3.7	4.1	3.9	4.3	7.3	8.7
Avg. Stride Freq. [Hz]	2.2	2.2	2.2	2.2	2.3	2.2	2.3	2.3	2.4	2.3
Avg. Stride Length [m]	6.2	7.4	7.4	7.4	7.4	7.5	7.5	7.6	7.6	7.1



- [] Ranking at each section and finish
- :-:- No data available at this section
- NA No data available

Horse/Jockey Name	DISAGREEABLE MISS/Samuel Payne
Finish Rank	7
Fastest Section Time (Section)	0:11.28 (L600)
Top Speed [km/h] (Section)	65.2 (L1000)
Race State	Finished



Morphettville SA - Professional

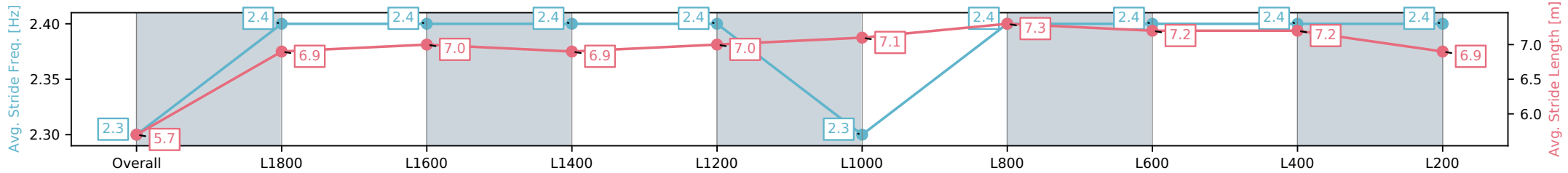
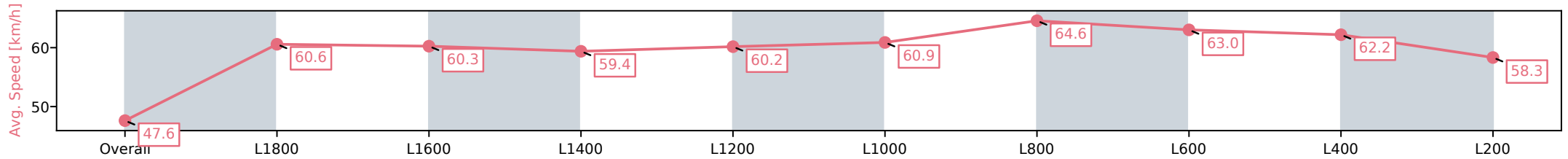
Race 9: Grand Syndicates Handicap (Heat of Sportsbet Skybeau Series) - 2014m

19 October 2024 - 5:34PM



Track Rating: Good 4, Weather: Fine, Rail Position: +3m Entire

Section	Overall	L1800	L1600	L1400	L1200	L1000	L800	L600	L400	L200
Section Times	2:03.38 [7] (0:16.35)	1:47.03 [14] (0:11.98)	1:35.05 [12] (0:11.95)	1:23.10 [12] (0:12.23)	1:10.87 [12] (0:12.07)	0:58.80 [13] (0:11.85)	0:46.95 [12] (0:11.28)	0:35.67 [12] (0:11.65)	0:24.02 [12] (0:11.68)	0:12.34 [11] (0:12.34)
Average Speed [km/h]	47.6	60.6	60.3	59.4	60.2	60.9	64.6	63.0	62.2	58.3
Top Speed [km/h]	58.9	61.6	62.4	60.4	60.8	62.9	65.2	64.1	63.2	61.1
Avg. Dist. to Rail [m]	11.4	2.0	2.5	2.5	2.4	3.2	3.3	3.9	7.3	9.1
Avg. Stride Freq. [Hz]	2.3	2.4	2.4	2.4	2.4	2.3	2.4	2.4	2.4	2.4
Avg. Stride Length [m]	5.7	6.9	7.0	7.0	7.0	7.1	7.3	7.2	7.2	6.9



- [] Ranking at each section and finish
- :-:- No data available at this section
- NA No data available

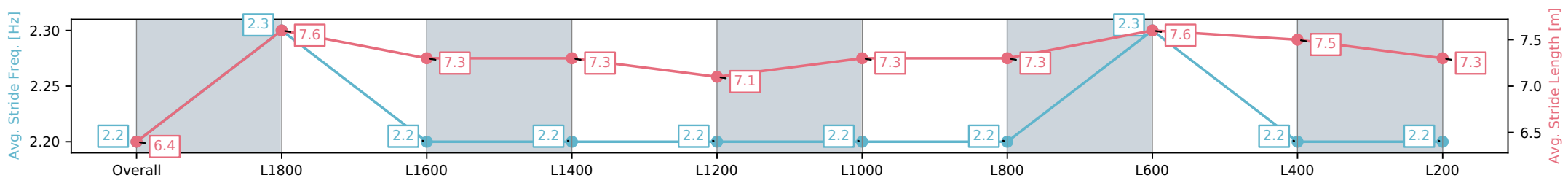
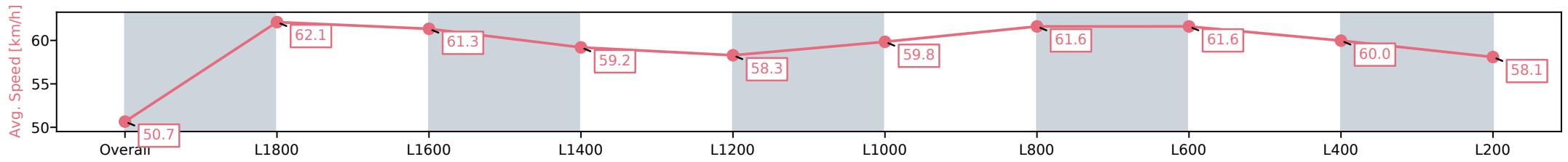
Horse/Jockey Name	EUREKA'S VICTORY/Stacey Metcalfe
Finish Rank	8
Fastest Section Time (Section)	0:11.63 (L1600)
Top Speed [km/h] (Section)	63.0 (Overall)
Race State	Finished



Morphettville SA - Professional
 Race 9: Grand Syndicates Handicap (Heat of Sportsbet Skybeau Series) - 2014m
 19 October 2024 - 5:34PM
 Track Rating: Good 4, Weather: Fine, Rail Position: +3m Entire



Section	Overall	L1800	L1600	L1400	L1200	L1000	L800	L600	L400	L200
Section Times	2:03.42 [8] (0:15.33)	1:48.09 [1] (0:11.63)	1:36.46 [1] (0:11.78)	1:24.68 [2] (0:12.23)	1:12.45 [2] (0:12.42)	1:00.03 [2] (0:12.02)	0:48.01 [3] (0:11.80)	0:36.21 [7] (0:11.76)	0:24.45 [10] (0:12.07)	0:12.38 [10] (0:12.38)
Average Speed [km/h]	50.7	62.1	61.3	59.2	58.3	59.8	61.6	61.6	60.0	58.1
Top Speed [km/h]	62.3	63.0	62.3	60.4	59.2	61.1	62.2	62.2	60.6	59.5
Avg. Dist. to Rail [m]	6.5	1.5	2.2	1.8	1.4	2.2	2.2	1.7	3.8	5.2
Avg. Stride Freq. [Hz]	2.2	2.3	2.2	2.2	2.2	2.2	2.2	2.3	2.2	2.2
Avg. Stride Length [m]	6.4	7.6	7.3	7.3	7.3	7.1	7.3	7.6	7.5	7.3



[] Ranking at each section and finish
 -:-:- No data available at this section
 NA No data available

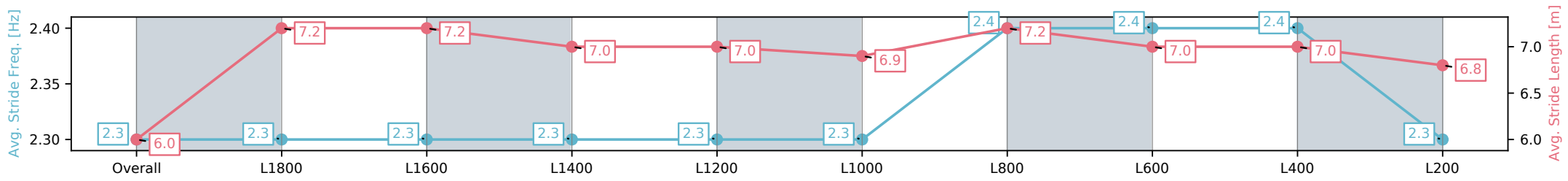
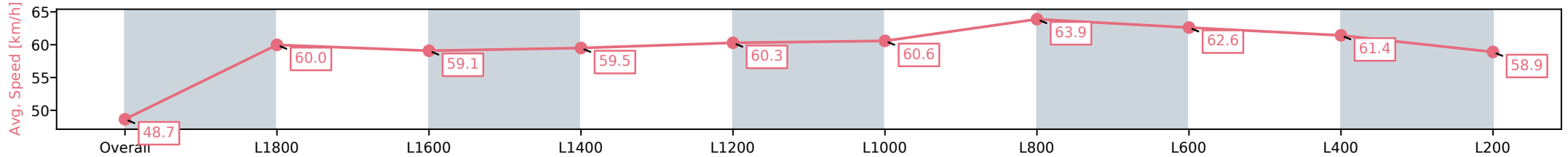
Horse/Jockey Name	AMMO AMOR/Teagan Voorham
Finish Rank	9
Fastest Section Time (Section)	0:11.36 (L600)
Top Speed [km/h] (Section)	64.3 (L1000)
Race State	Finished



Morphettville SA - Professional
Race 9: Grand Syndicates Handicap (Heat of Sportsbet Skybeau Series) - 2014m
 19 October 2024 - 5:34PM
 Track Rating: Good 4, Weather: Fine, Rail Position: +3m Entire



Section	Overall	L1800	L1600	L1400	L1200	L1000	L800	L600	L400	L200
Section Times	2:03.46 [9] (0:16.04)	1:47.42 [11] (0:12.15)	1:35.27 [11] (0:12.18)	1:23.09 [13] (0:12.19)	1:10.90 [13] (0:12.01)	0:58.89 [12] (0:11.90)	0:46.99 [13] (0:11.36)	0:35.63 [13] (0:11.63)	0:24.00 [13] (0:11.78)	0:12.22 [13] (0:12.22)
Average Speed [km/h]	48.7	60.0	59.1	59.5	60.3	60.6	63.9	62.6	61.4	58.9
Top Speed [km/h]	59.9	60.6	61.2	60.8	61.2	62.4	64.3	63.4	62.0	60.6
Avg. Dist. to Rail [m]	10.2	2.8	1.9	1.9	1.7	2.1	2.2	2.5	4.5	6.7
Avg. Stride Freq. [Hz]	2.3	2.3	2.3	2.3	2.3	2.3	2.4	2.4	2.4	2.3
Avg. Stride Length [m]	6.0	7.2	7.2	7.0	7.0	6.9	7.2	7.0	7.0	6.8



[] Ranking at each section and finish
 -:-:- No data available at this section
 NA No data available

Horse/Jockey Name	ON THE SCENT/Ben Price
Finish Rank	10
Fastest Section Time (Section)	0:11.54 (L600)
Top Speed [km/h] (Section)	63.1 (L1000)
Race State	Finished



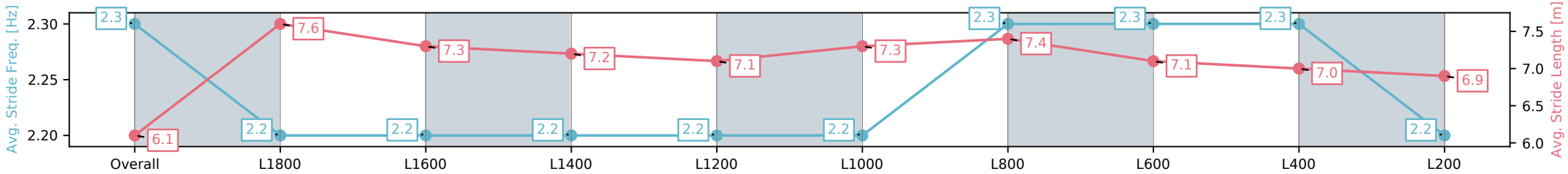
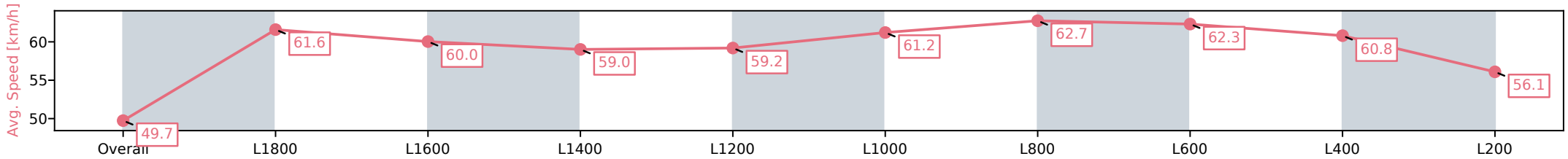
Morphettville SA - Professional
 Race 9: Grand Syndicates Handicap (Heat of Sportsbet Skybeau Series) - 2014m



19 October 2024 - 5:34PM

Track Rating: Good 4, Weather: Fine, Rail Position: +3m Entire

Section	Overall	L1800	L1600	L1400	L1200	L1000	L800	L600	L400	L200
Section Times	2:03.58 [10] (0:15.64)	1:47.94 [6] (0:11.82)	1:36.12 [6] (0:11.97)	1:24.15 [6] (0:12.30)	1:11.85 [6] (0:12.24)	0:59.61 [6] (0:11.77)	0:47.84 [7] (0:11.54)	0:36.30 [8] (0:11.60)	0:24.70 [7] (0:11.86)	0:12.84 [7] (0:12.84)
Average Speed [km/h]	49.7	61.6	60.0	59.0	59.2	61.2	62.7	62.3	60.8	56.1
Top Speed [km/h]	60.7	62.6	61.5	60.2	60.3	62.4	63.1	62.9	61.7	58.5
Avg. Dist. to Rail [m]	7.8	2.9	2.4	2.1	1.5	1.9	1.5	1.0	2.1	2.8
Avg. Stride Freq. [Hz]	2.3	2.2	2.2	2.2	2.2	2.2	2.3	2.3	2.3	2.2
Avg. Stride Length [m]	6.1	7.6	7.3	7.3	7.2	7.1	7.3	7.4	7.1	6.9



[] Ranking at each section and finish
 -:-:- No data available at this section
 NA No data available

Horse/Jockey Name	DUAL FUEL/Margaret Collett
Finish Rank	11
Fastest Section Time (Section)	0:11.37 (L600)
Top Speed [km/h] (Section)	64.3 (L1000)
Race State	Finished



Morphettville SA - Professional

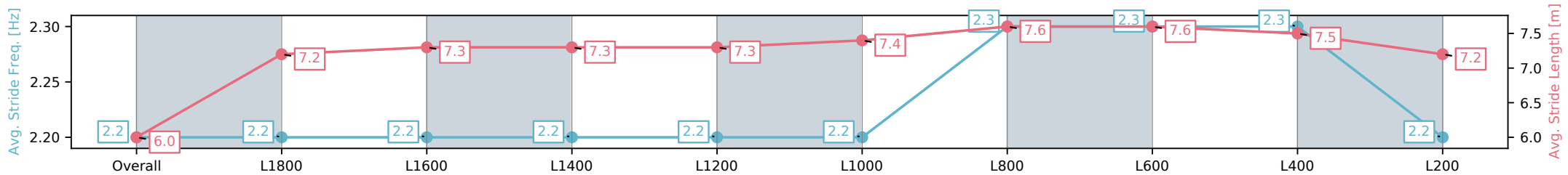
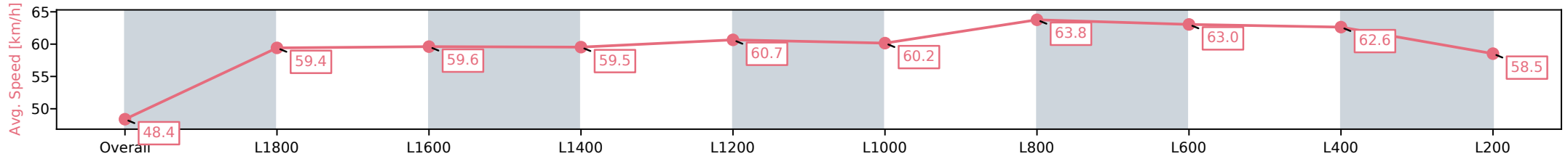
Race 9: Grand Syndicates Handicap (Heat of Sportsbet Skybeau Series) - 2014m

19 October 2024 - 5:34PM



Track Rating: Good 4, Weather: Fine, Rail Position: +3m Entire

Section	Overall	L1800	L1600	L1400	L1200	L1000	L800	L600	L400	L200
Section Times	2:03.64 [11] (0:16.24)	1:47.40 [13] (0:12.32)	1:35.08 [14] (0:12.07)	1:23.01 [14] (0:12.21)	1:10.80 [14] (0:11.96)	0:58.84 [14] (0:11.98)	0:46.86 [14] (0:11.37)	0:35.49 [14] (0:11.61)	0:23.88 [14] (0:11.56)	0:12.32 [14] (0:12.32)
Average Speed [km/h]	48.4	59.4	59.6	59.5	60.7	60.2	63.8	63.0	62.6	58.5
Top Speed [km/h]	59.3	60.0	60.5	60.5	61.4	62.9	64.3	64.0	64.0	61.8
Avg. Dist. to Rail [m]	14.5	5.0	3.6	2.3	2.2	2.8	2.1	3.0	6.8	8.2
Avg. Stride Freq. [Hz]	2.2	2.2	2.2	2.2	2.2	2.2	2.3	2.3	2.3	2.2
Avg. Stride Length [m]	6.0	7.2	7.3	7.3	7.3	7.4	7.6	7.6	7.5	7.2



- [] Ranking at each section and finish
- :-:- No data available at this section
- NA No data available

Horse/Jockey Name	CRIMSON VINE/Jacob Opperman
Finish Rank	12
Fastest Section Time (Section)	0:11.49 (L600)
Top Speed [km/h] (Section)	63.9 (L1000)
Race State	Finished



Morphettville SA - Professional

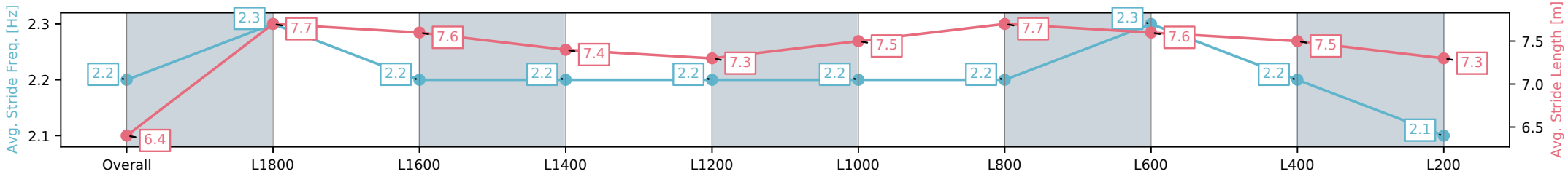
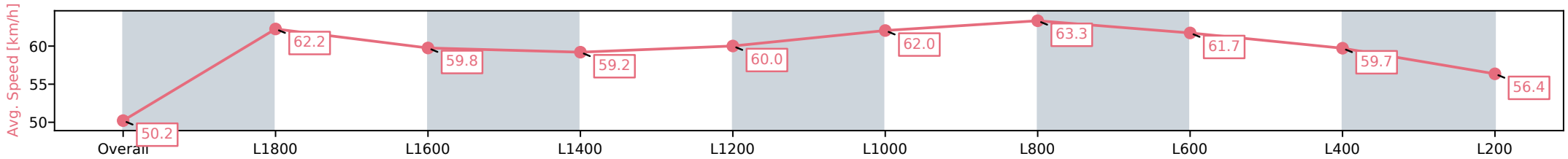
Race 9: Grand Syndicates Handicap (Heat of Sportsbet Skybeau Series) - 2014m

19 October 2024 - 5:34PM



Track Rating: Good 4, Weather: Fine, Rail Position: +3m Entire

Section	Overall	L1800	L1600	L1400	L1200	L1000	L800	L600	L400	L200
Section Times	2:03.69 [12] (0:15.62)	1:48.07 [5] (0:11.76)	1:36.31 [5] (0:12.03)	1:24.28 [5] (0:12.31)	1:11.97 [5] (0:12.11)	0:59.86 [5] (0:11.62)	0:48.24 [4] (0:11.49)	0:36.75 [3] (0:11.85)	0:24.90 [6] (0:12.15)	0:12.75 [8] (0:12.75)
Average Speed [km/h]	50.2	62.2	59.8	59.2	60.0	62.0	63.3	61.7	59.7	56.4
Top Speed [km/h]	63.2	63.4	61.3	59.9	60.7	63.7	63.9	63.0	60.6	58.4
Avg. Dist. to Rail [m]	13.4	4.3	3.0	2.9	2.5	3.2	3.1	3.2	5.3	6.8
Avg. Stride Freq. [Hz]	2.2	2.3	2.2	2.2	2.2	2.2	2.2	2.3	2.2	2.1
Avg. Stride Length [m]	6.4	7.7	7.6	7.4	7.3	7.5	7.7	7.6	7.5	7.3



[] Ranking at each section and finish
 -:-:- No data available at this section
 NA No data available

Horse/Jockey Name	NISHINO CRESCENT/Dom Tourneur
Finish Rank	13
Fastest Section Time (Section)	0:11.51 (L600)
Top Speed [km/h] (Section)	63.5 (L1000)
Race State	Finished



Morphettville SA - Professional

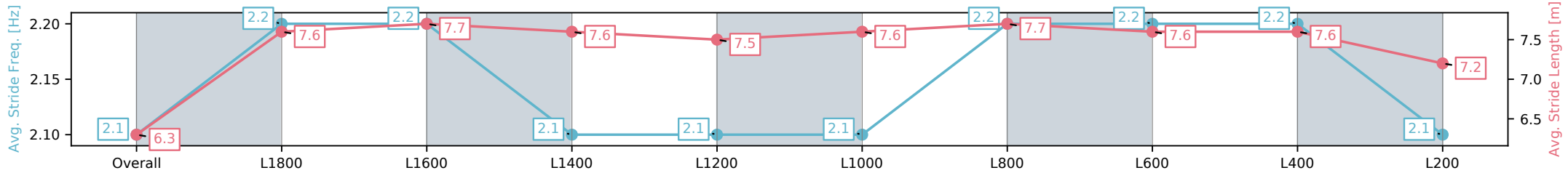
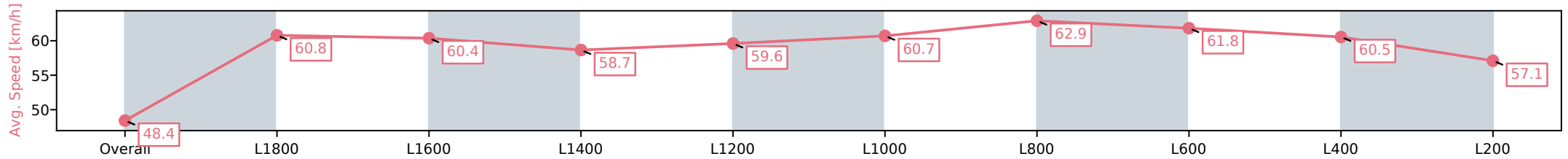
Race 9: Grand Syndicates Handicap (Heat of Sportsbet Skybeau Series) - 2014m

19 October 2024 - 5:34PM



Track Rating: Good 4, Weather: Fine, Rail Position: +3m Entire

Section	Overall	L1800	L1600	L1400	L1200	L1000	L800	L600	L400	L200
Section Times	2:03.86 [13] (0:15.96)	1:47.90 [9] (0:11.90)	1:36.00 [10] (0:11.94)	1:24.06 [8] (0:12.33)	1:11.73 [8] (0:12.13)	0:59.60 [10] (0:11.87)	0:47.73 [11] (0:11.51)	0:36.22 [11] (0:11.71)	0:24.51 [11] (0:11.89)	0:12.62 [12] (0:12.62)
Average Speed [km/h]	48.4	60.8	60.4	58.7	59.6	60.7	62.9	61.8	60.5	57.1
Top Speed [km/h]	59.9	62.0	62.3	60.3	60.5	62.9	63.5	62.5	62.1	59.1
Avg. Dist. to Rail [m]	4.7	1.0	0.9	1.2	1.4	2.0	1.6	1.2	2.2	2.7
Avg. Stride Freq. [Hz]	2.1	2.2	2.2	2.1	2.1	2.1	2.2	2.2	2.2	2.1
Avg. Stride Length [m]	6.3	7.6	7.7	7.6	7.5	7.6	7.7	7.6	7.6	7.2



- [] Ranking at each section and finish
- :-:- No data available at this section
- NA No data available

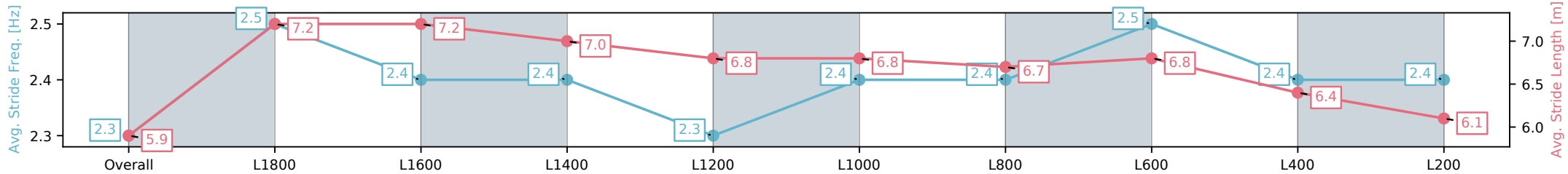
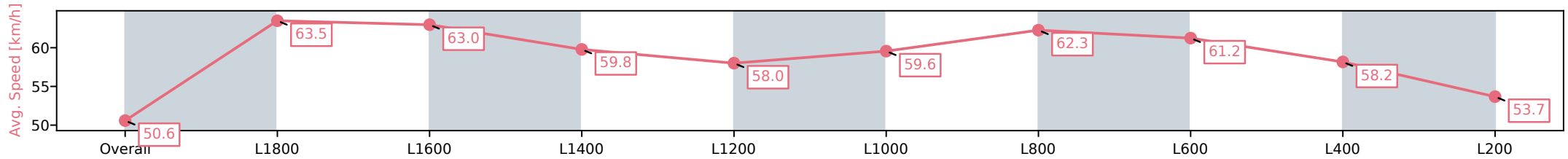
Horse/Jockey Name	CROWN MINT/Alana Livesey
Finish Rank	14
Fastest Section Time (Section)	0:11.44 (L1400)
Top Speed [km/h] (Section)	64.8 (Overall)
Race State	Finished



Morphettville SA - Professional
 Race 9: Grand Syndicates Handicap (Heat of Sportsbet Skybeau Series) - 2014m
 19 October 2024 - 5:34PM
 Track Rating: Good 4, Weather: Fine, Rail Position: +3m Entire



Section	Overall	L1800	L1600	L1400	L1200	L1000	L800	L600	L400	L200
Section Times	2:04.40 [14] (0:15.56)	1:48.83 [4] (0:11.52)	1:37.31 [2] (0:11.44)	1:25.87 [1] (0:12.08)	1:13.79 [1] (0:12.48)	1:01.31 [1] (0:12.07)	0:49.24 [1] (0:11.63)	0:37.61 [1] (0:11.82)	0:25.79 [3] (0:12.38)	0:13.41 [9] (0:13.41)
Average Speed [km/h]	50.6	63.5	63.0	59.8	58.0	59.6	62.3	61.2	58.2	53.7
Top Speed [km/h]	64.6	64.8	64.1	61.6	58.9	62.2	62.4	62.4	60.0	56.0
Avg. Dist. to Rail [m]	15.4	4.0	2.0	0.9	1.3	1.5	1.3	1.0	1.1	1.6
Avg. Stride Freq. [Hz]	2.3	2.5	2.4	2.4	2.3	2.4	2.4	2.5	2.4	2.4
Avg. Stride Length [m]	5.9	7.2	7.2	7.0	6.8	6.8	6.7	6.8	6.4	6.1



[] Ranking at each section and finish
 -:-:- No data available at this section
 NA No data available