



RACINGSA

Morphettville SA
Race 8: Access Hardware Handicap - 1200m
19 October 2024 - 4:58PM



Morphettville

Track Rating: Good 4, Weather: Fine, Rail Position: +3m Entire

Table with columns: Section, Field Times, Position, #, Horse/Jockey, Barrier, Top Speed [km/h], Fastest Section, First 400m, Overall, L1000, L800, L600, L400, L200, Margin, Distance Travelled From Winner [m]. Rows include Pearl Adios, Wiggum, Zebella, Surprise Coming, The Guava, Pivotal Force, Bubble Over, Harley'n'Rose, Kong, and Voltage Point.

Scratched: Great Maximus (#5), Naval Academy (#6), Classy Kenny (#8)

Report Created: Sat 19 October 2024 17:51:46 GMT+11 (Note: Timing is based on positional data)

- [ ] Position in running at each section and finish
# Saddle cloth number
-:-:- No data available at this section
DNF Did not finish
NA No data available
DNT Did not track
Background shading for fastest section



RACINGSA

# Morphettville SA

## Race 8: Access Hardware Handicap - 1200m

19 October 2024 - 4:58PM



Morphettville

Track Rating: Good 4, Weather: Fine, Rail Position: +3m Entire

Section Field Times							Overall	L1000	L800	L600	L400	L200		
							1:09.94 (0:13.82)	0:56.12 (0:10.63)	0:45.49 (0:11.03)	0:34.46 (0:11.37)	0:23.09 (0:11.20)	0:11.89 (0:11.89)		
Position	#	Horse/Jockey	Barrier	Top Speed [km/h]	Fastest Section	First 400m						Margin	Distance Travelled From Winner [m]	
11	15	DEEVINE	8	68.9	0:10.72	0:24.89	1:10.65	0:56.48 [8]	0:45.76 [8]	0:34.53 [8]	0:23.32 [8]	0:12.00 [8]	4.4L	+3
		Alan Lai		1200-1000	1000-800		(0:14.17)	(0:10.72)	(0:11.23)	(0:11.21)	(0:11.32)	(0:12.00)		
12	11	NURYS	5	67.2	0:11.09	0:25.89	1:10.72	0:56.10 [12]	0:44.83 [12]	0:33.59 [12]	0:22.44 [12]	0:11.35 [12]	4.9L	-4
		Tatum Bull		400-200	400-200		(0:14.62)	(0:11.27)	(0:11.24)	(0:11.15)	(0:11.09)	(0:11.35)		

Scratched: Great Maximus (#5), Naval Academy (#6), Classy Kenny (#8)

- [ ] Position in running at each section and finish
- #: Saddle cloth number
- : No data available at this section
- DNF: Did not finish
- NA: No data available
- DNT: Did not track
- █: Background shading for fastest section

Horse/Jockey Name	PEARL ADIOS/Taylor Johnstone
Finish Rank	1
Fastest Section Time (Section)	0:10.63 (L1000)
Top Speed [km/h] (Section)	68.9 (Overall)
Race State	Finished

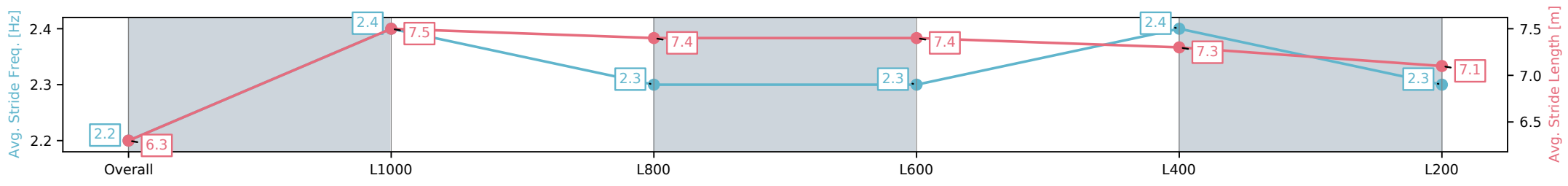
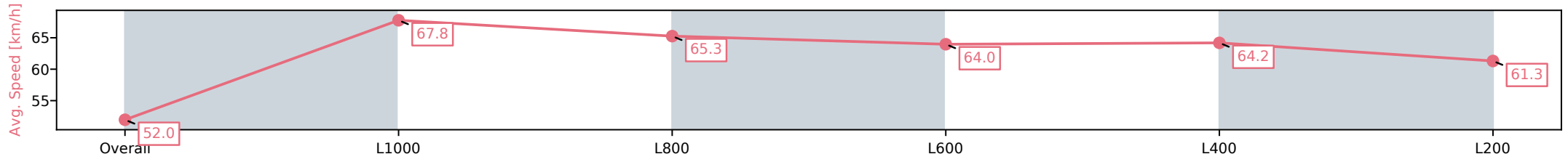


Morphettville SA - Professional  
 Race 8: Access Hardware Handicap - 1200m



19 October 2024 - 4:58PM  
 Track Rating: Good 4, Weather: Fine, Rail Position: +3m Entire

Section	Overall	L1000	L800	L600	L400	L200
Section Times	1:09.94 [1] (0:13.82)	0:56.12 [1] (0:10.63)	0:45.49 [1] (0:11.13)	0:34.36 [3] (0:11.35)	0:23.01 [2] (0:11.26)	0:11.75 [2] (0:11.75)
Average Speed [km/h]	52.0	67.8	65.3	64.0	64.2	61.3
Top Speed [km/h]	67.4	68.9	66.3	64.4	64.9	63.7
Avg. Dist. to Rail [m]	5.0	3.1	2.4	2.0	2.6	2.6
Avg. Stride Freq. [Hz]	2.2	2.4	2.3	2.3	2.4	2.3
Avg. Stride Length [m]	6.3	7.5	7.4	7.4	7.3	7.1



[ ] Ranking at each section and finish  
 -:-:- No data available at this section  
 NA No data available

Horse/Jockey Name	WIGGUM/Dom Tourneur
Finish Rank	2
Fastest Section Time (Section)	0:10.79 (L1000)
Top Speed [km/h] (Section)	67.7 (Overall)
Race State	Finished



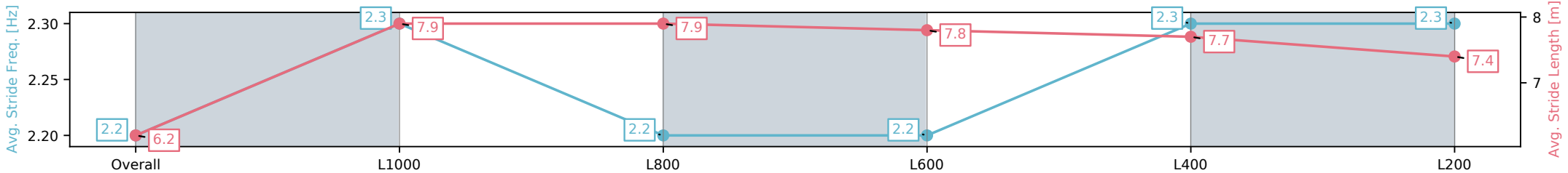
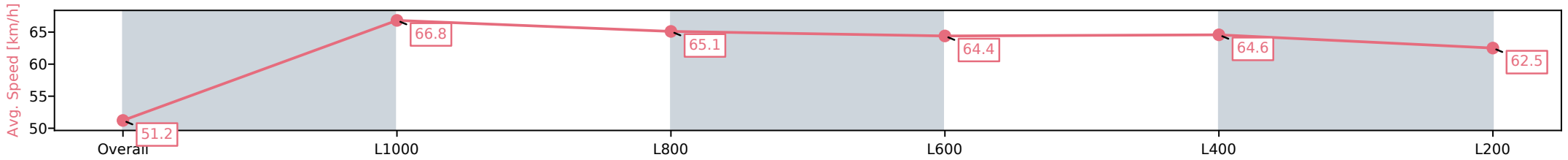
Morphettville SA - Professional  
 Race 8: Access Hardware Handicap - 1200m



19 October 2024 - 4:58PM

Track Rating: Good 4, Weather: Fine, Rail Position: +3m Entire

Section	Overall	L1000	L800	L600	L400	L200
Section Times	1:09.96 [2] (0:14.06)	0:55.90 [7] (0:10.79)	0:45.11 [7] (0:11.12)	0:33.99 [6] (0:11.27)	0:22.72 [7] (0:11.20)	0:11.52 [5] (0:11.52)
Average Speed [km/h]	51.2	66.8	65.1	64.4	64.6	62.5
Top Speed [km/h]	66.9	67.7	66.4	65.7	65.9	65.7
Avg. Dist. to Rail [m]	6.4	2.8	1.8	1.6	3.7	3.8
Avg. Stride Freq. [Hz]	2.2	2.3	2.2	2.2	2.3	2.3
Avg. Stride Length [m]	6.2	7.9	7.9	7.8	7.7	7.4



- [ ] Ranking at each section and finish
- :-:- No data available at this section
- NA No data available

Horse/Jockey Name	ZEBELLA/Lachlan Neindorf
Finish Rank	3
Fastest Section Time (Section)	0:10.62 (L1000)
Top Speed [km/h] (Section)	68.4 (Overall)
Race State	Finished



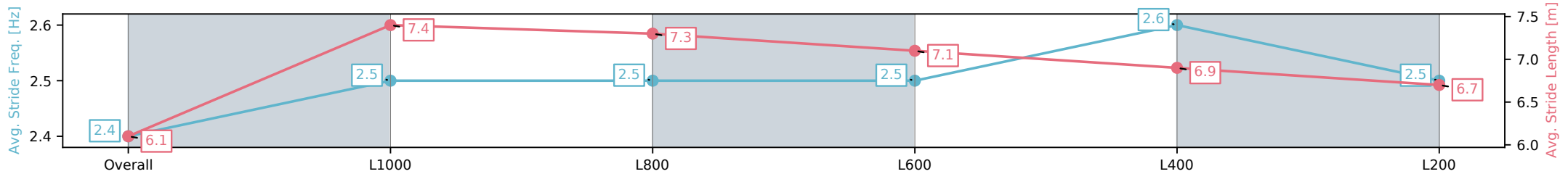
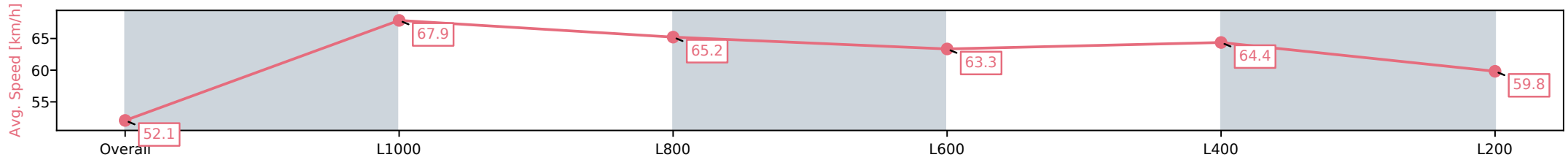
Morphettville SA - Professional  
Race 8: Access Hardware Handicap - 1200m



19 October 2024 - 4:58PM

Track Rating: Good 4, Weather: Fine, Rail Position: +3m Entire

Section	Overall	L1000	L800	L600	L400	L200
Section Times	1:10.07 [3] (0:13.83)	0:56.24 [2] (0:10.62)	0:45.62 [2] (0:11.03)	0:34.59 [1] (0:11.37)	0:23.22 [1] (0:11.19)	0:12.03 [1] (0:12.03)
Average Speed [km/h]	52.1	67.9	65.2	63.3	64.4	59.8
Top Speed [km/h]	66.9	68.4	67.7	65.5	65.6	63.0
Avg. Dist. to Rail [m]	2.7	0.8	0.3	0.3	0.6	0.6
Avg. Stride Freq. [Hz]	2.4	2.5	2.5	2.5	2.6	2.5
Avg. Stride Length [m]	6.1	7.4	7.3	7.1	6.9	6.7



- [ ] Ranking at each section and finish
- :-:- No data available at this section
- NA No data available

Horse/Jockey Name	SURPRISE COMING/Rochelle Milnes
Finish Rank	4
Fastest Section Time (Section)	0:10.71 (L1000)
Top Speed [km/h] (Section)	68.3 (Overall)
Race State	Finished

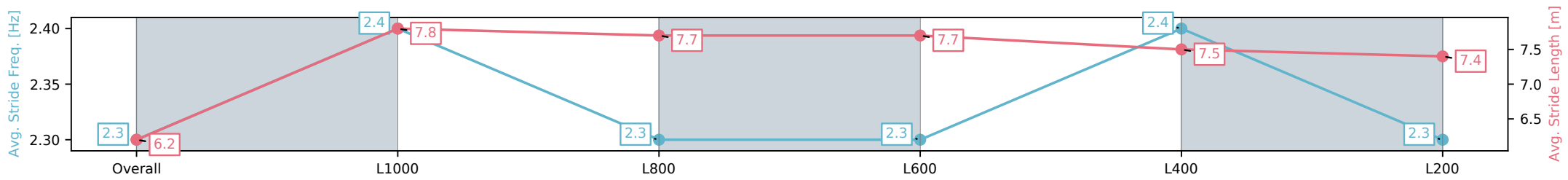
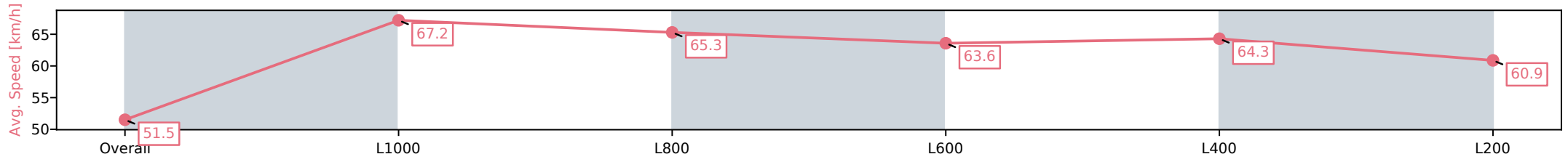


Morphettville SA - Professional  
 Race 8: Access Hardware Handicap - 1200m



19 October 2024 - 4:58PM  
 Track Rating: Good 4, Weather: Fine, Rail Position: +3m Entire

Section	Overall	L1000	L800	L600	L400	L200
Section Times	1:10.13 [4] (0:13.99)	0:56.14 [5] (0:10.71)	0:45.43 [5] (0:11.08)	0:34.35 [5] (0:11.32)	0:23.03 [5] (0:11.20)	0:11.83 [4] (0:11.83)
Average Speed [km/h]	51.5	67.2	65.3	63.6	64.3	60.9
Top Speed [km/h]	66.6	68.3	67.0	64.0	65.7	65.4
Avg. Dist. to Rail [m]	2.8	2.2	1.4	0.2	1.6	2.7
Avg. Stride Freq. [Hz]	2.3	2.4	2.3	2.3	2.4	2.3
Avg. Stride Length [m]	6.2	7.8	7.7	7.7	7.5	7.4



[ ] Ranking at each section and finish  
 -:-:- No data available at this section  
 NA No data available

Horse/Jockey Name	THE GUAVA/Justin Potter
Finish Rank	5
Fastest Section Time (Section)	0:10.73 (L1000)
Top Speed [km/h] (Section)	67.4 (Overall)
Race State	Finished



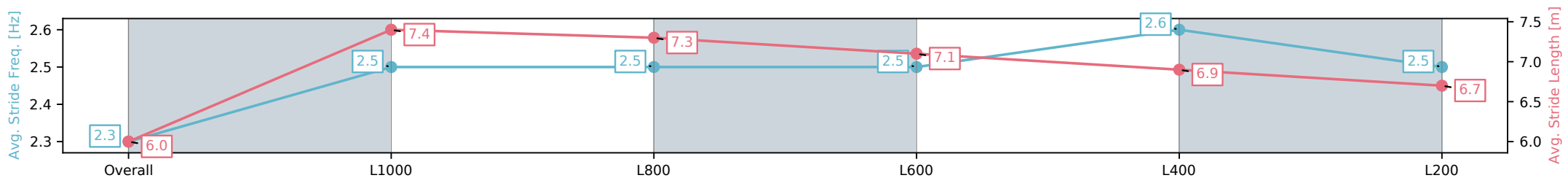
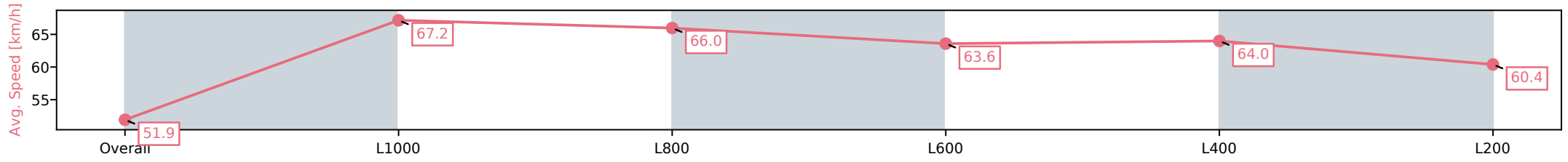
Morphettville SA - Professional  
 Race 8: Access Hardware Handicap - 1200m



19 October 2024 - 4:58PM

Track Rating: Good 4, Weather: Fine, Rail Position: +3m Entire

Section	Overall	L1000	L800	L600	L400	L200
Section Times	1:10.18 [5] (0:13.86)	0:56.32 [3] (0:10.73)	0:45.59 [4] (0:10.98)	0:34.61 [2] (0:11.41)	0:23.20 [3] (0:11.27)	0:11.93 [3] (0:11.93)
Average Speed [km/h]	51.9	67.2	66.0	63.6	64.0	60.4
Top Speed [km/h]	66.6	67.4	66.8	64.3	64.7	62.8
Avg. Dist. to Rail [m]	1.8	1.9	1.7	1.5	1.7	1.6
Avg. Stride Freq. [Hz]	2.3	2.5	2.5	2.5	2.6	2.5
Avg. Stride Length [m]	6.0	7.4	7.3	7.1	6.9	6.7



[ ] Ranking at each section and finish  
 -:-:- No data available at this section  
 NA No data available

Horse/Jockey Name	PIVOTAL FORCE/Ben Price
Finish Rank	6
Fastest Section Time (Section)	0:10.78 (L1000)
Top Speed [km/h] (Section)	67.5 (Overall)
Race State	Finished

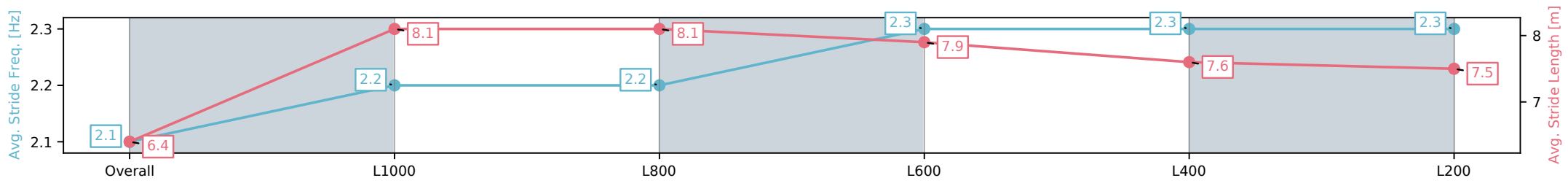
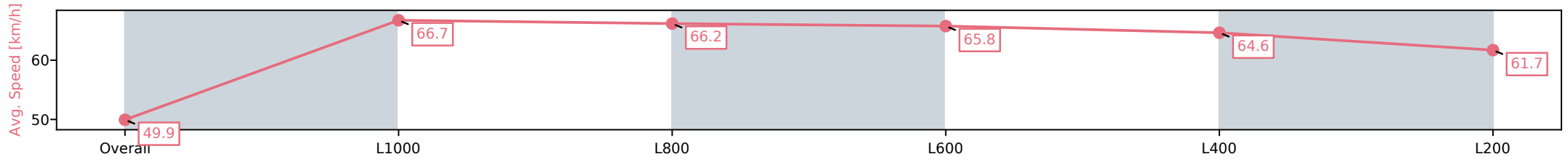


Morphettville SA - Professional  
 Race 8: Access Hardware Handicap - 1200m



19 October 2024 - 4:58PM  
 Track Rating: Good 4, Weather: Fine, Rail Position: +3m Entire

Section	Overall	L1000	L800	L600	L400	L200
Section Times	1:10.35 [6] (0:14.46)	0:55.89 [10] (0:10.78)	0:45.11 [10] (0:10.98)	0:34.13 [9] (0:11.18)	0:22.95 [9] (0:11.28)	0:11.67 [9] (0:11.67)
Average Speed [km/h]	49.9	66.7	66.2	65.8	64.6	61.7
Top Speed [km/h]	65.4	67.5	67.4	66.1	65.6	64.4
Avg. Dist. to Rail [m]	8.7	2.9	2.4	4.4	9.5	12.1
Avg. Stride Freq. [Hz]	2.1	2.2	2.2	2.3	2.3	2.3
Avg. Stride Length [m]	6.4	8.1	8.1	7.9	7.6	7.5



[ ] Ranking at each section and finish  
 -:-:- No data available at this section  
 NA No data available



Horse/Jockey Name	BUBBLE OVER/Callan Murray
Finish Rank	7
Fastest Section Time (Section)	0:10.85 (L1000)
Top Speed [km/h] (Section)	68.1 (Overall)
Race State	Finished

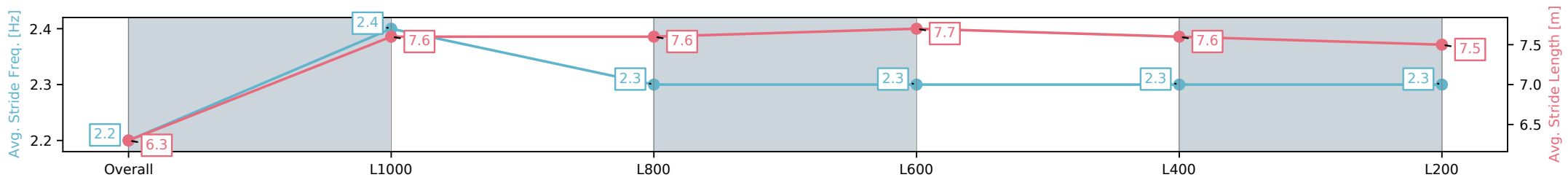
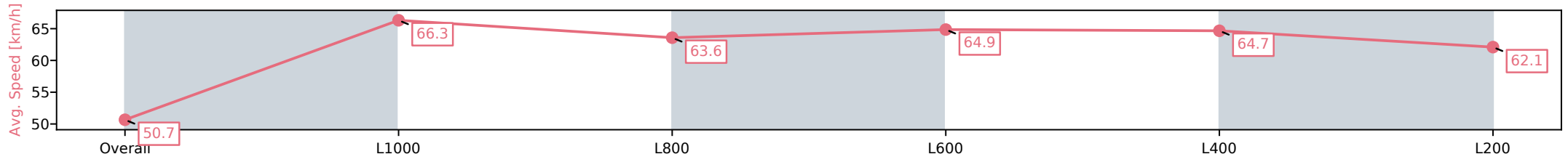


Morphettville SA - Professional  
 Race 8: Access Hardware Handicap - 1200m



19 October 2024 - 4:58PM  
 Track Rating: Good 4, Weather: Fine, Rail Position: +3m Entire

Section	Overall	L1000	L800	L600	L400	L200
Section Times	1:10.35 [7] (0:14.22)	0:56.13 [9] (0:10.85)	0:45.28 [9] (0:11.37)	0:33.91 [10] (0:11.14)	0:22.77 [10] (0:11.17)	0:11.60 [10] (0:11.60)
Average Speed [km/h]	50.7	66.3	63.6	64.9	64.7	62.1
Top Speed [km/h]	67.4	68.1	64.9	66.4	65.7	64.4
Avg. Dist. to Rail [m]	4.5	1.4	0.9	1.0	3.1	4.6
Avg. Stride Freq. [Hz]	2.2	2.4	2.3	2.3	2.3	2.3
Avg. Stride Length [m]	6.3	7.6	7.6	7.7	7.6	7.5



[ ] Ranking at each section and finish  
 -:-:- No data available at this section  
 NA No data available

Horse/Jockey Name	HARLEY'N'ROSE/Alana Kelly
Finish Rank	8
Fastest Section Time (Section)	0:10.83 (L1000)
Top Speed [km/h] (Section)	68.8 (Overall)
Race State	Finished

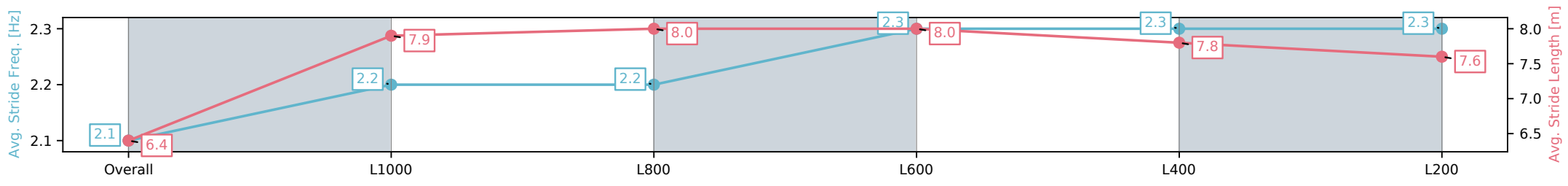
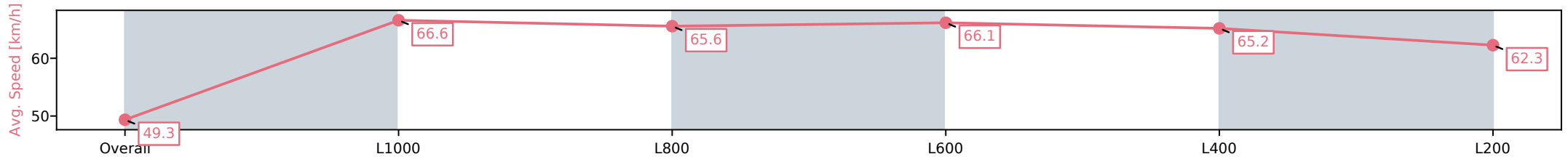


Morphettville SA - Professional  
 Race 8: Access Hardware Handicap - 1200m



19 October 2024 - 4:58PM  
 Track Rating: Good 4, Weather: Fine, Rail Position: +3m Entire

Section	Overall	L1000	L800	L600	L400	L200
Section Times	1:10.45 [8] (0:14.60)	0:55.85 [11] (0:10.83)	0:45.02 [11] (0:11.14)	0:33.88 [11] (0:11.14)	0:22.74 [11] (0:11.16)	0:11.58 [11] (0:11.57)
Average Speed [km/h]	49.3	66.6	65.6	66.1	65.2	62.3
Top Speed [km/h]	68.8	68.7	67.9	66.7	65.9	64.3
Avg. Dist. to Rail [m]	10.5	4.6	3.6	4.8	8.6	10.1
Avg. Stride Freq. [Hz]	2.1	2.2	2.2	2.3	2.3	2.3
Avg. Stride Length [m]	6.4	7.9	8.0	8.0	7.8	7.6



[ ] Ranking at each section and finish  
 -:-:- No data available at this section  
 NA No data available

Horse/Jockey Name	KONG/Alana Livesey
Finish Rank	9
Fastest Section Time (Section)	0:10.71 (L1000)
Top Speed [km/h] (Section)	69.5 (Overall)
Race State	Finished

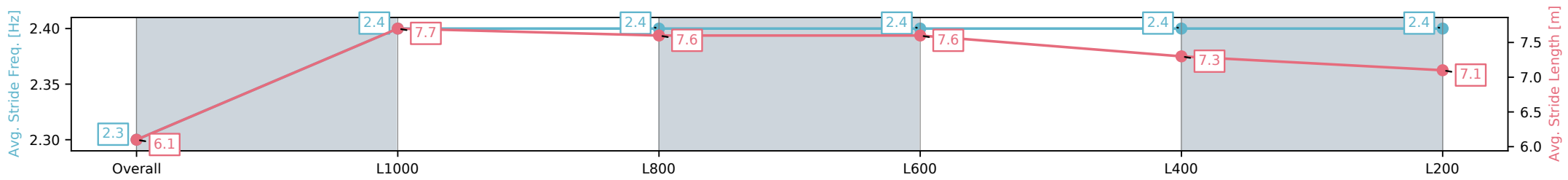



Morphettville SA - Professional  
 Race 8: Access Hardware Handicap - 1200m



19 October 2024 - 4:58PM  
 Track Rating: Good 4, Weather: Fine, Rail Position: +3m Entire

Section	Overall	L1000	L800	L600	L400	L200
Section Times	1:10.46 [9] (0:14.05)	0:56.41 [6] (0:10.71)	0:45.70 [6] (0:11.22)	0:34.48 [7] (0:11.21)	0:23.27 [6] (0:11.27)	0:12.00 [6] (0:12.00)
Average Speed [km/h]	51.3	67.3	64.6	64.7	64.7	59.9
Top Speed [km/h]	68.5	69.5	66.4	67.9	67.1	63.5
Avg. Dist. to Rail [m]	8.7	3.6	2.2	2.1	6.1	8.3
Avg. Stride Freq. [Hz]	2.3	2.4	2.4	2.4	2.4	2.4
Avg. Stride Length [m]	6.1	7.7	7.6	7.6	7.3	7.1



[ ] Ranking at each section and finish  
 -:-:- No data available at this section  
 NA No data available

Horse/Jockey Name	VOLTAGE POINT/Manoel Nunes
Finish Rank	10
Fastest Section Time (Section)	0:10.59 (L1000)
Top Speed [km/h] (Section)	69.6 (Overall)
Race State	Finished



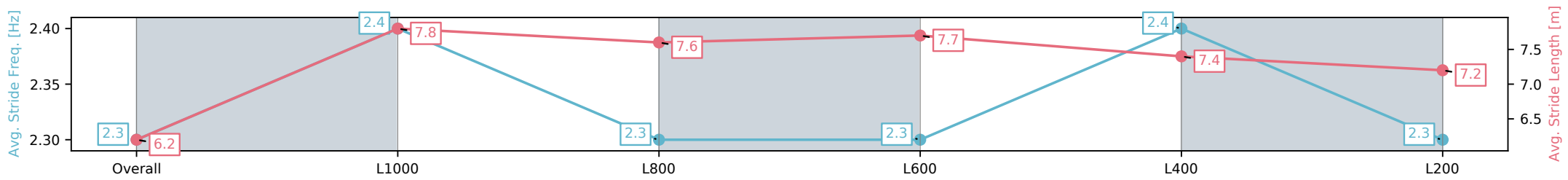
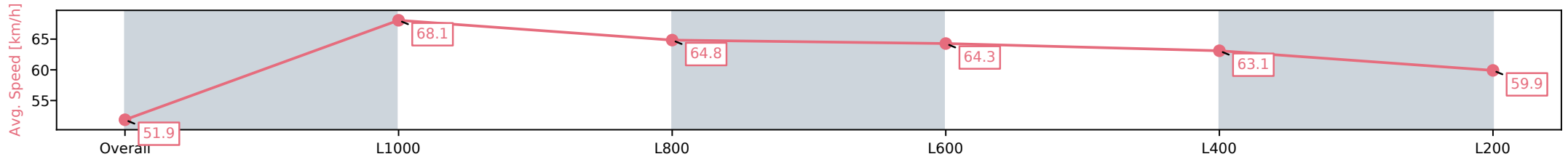
Morphettville SA - Professional  
 Race 8: Access Hardware Handicap - 1200m



19 October 2024 - 4:58PM

Track Rating: Good 4, Weather: Fine, Rail Position: +3m Entire

Section	Overall	L1000	L800	L600	L400	L200
Section Times	1:10.56 [10] (0:13.89)	0:56.67 [4] (0:10.59)	0:46.08 [3] (0:11.21)	0:34.87 [4] (0:11.37)	0:23.50 [4] (0:11.46)	0:12.04 [7] (0:12.04)
Average Speed [km/h]	51.9	68.1	64.8	64.3	63.1	59.9
Top Speed [km/h]	67.5	69.6	66.8	64.6	64.9	62.7
Avg. Dist. to Rail [m]	9.3	4.1	2.8	2.9	4.4	4.4
Avg. Stride Freq. [Hz]	2.3	2.4	2.3	2.3	2.4	2.3
Avg. Stride Length [m]	6.2	7.8	7.6	7.7	7.4	7.2



[ ] Ranking at each section and finish  
 -:-:- No data available at this section  
 NA No data available

Horse/Jockey Name	DEEVINE/Alan Lai
Finish Rank	11
Fastest Section Time (Section)	0:10.72 (L1000)
Top Speed [km/h] (Section)	68.9 (Overall)
Race State	Finished

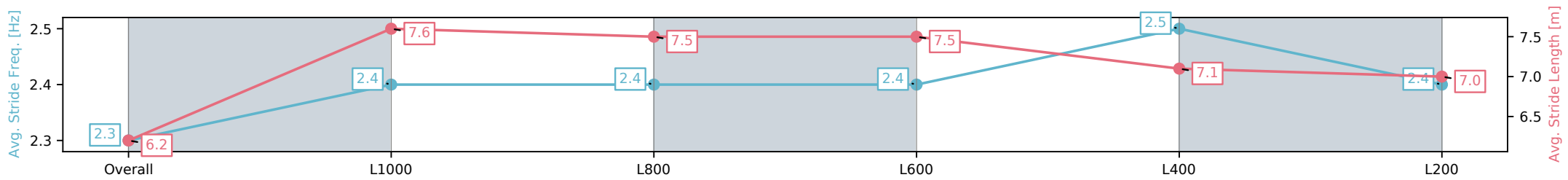



Morphettville SA - Professional  
 Race 8: Access Hardware Handicap - 1200m



19 October 2024 - 4:58PM  
 Track Rating: Good 4, Weather: Fine, Rail Position: +3m Entire

Section	Overall	L1000	L800	L600	L400	L200
Section Times	1:10.65 [11] (0:14.17)	0:56.48 [8] (0:10.72)	0:45.76 [8] (0:11.23)	0:34.53 [8] (0:11.21)	0:23.32 [8] (0:11.32)	0:12.00 [8] (0:12.00)
Average Speed [km/h]	50.7	67.3	64.9	65.2	64.1	60.0
Top Speed [km/h]	65.1	68.9	68.0	66.7	67.1	62.6
Avg. Dist. to Rail [m]	7.7	3.6	3.3	3.3	5.9	7.0
Avg. Stride Freq. [Hz]	2.3	2.4	2.4	2.4	2.5	2.4
Avg. Stride Length [m]	6.2	7.6	7.5	7.5	7.1	7.0



[ ] Ranking at each section and finish  
 -:-:- No data available at this section  
 NA No data available

Horse/Jockey Name	NURYS/Tatum Bull
Finish Rank	12
Fastest Section Time (Section)	0:11.09 (L400)
Top Speed [km/h] (Section)	67.2 (L400)
Race State	Finished

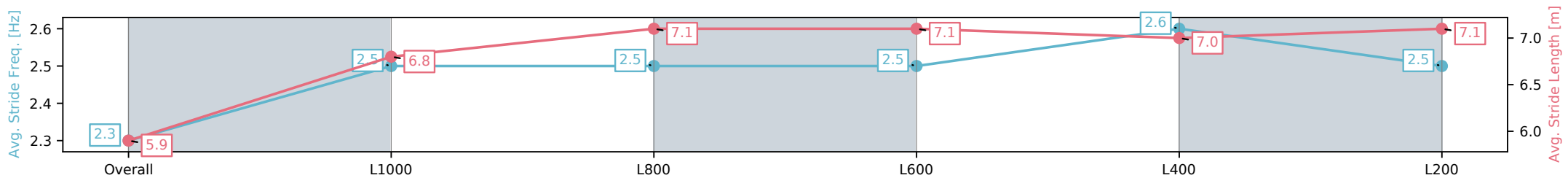
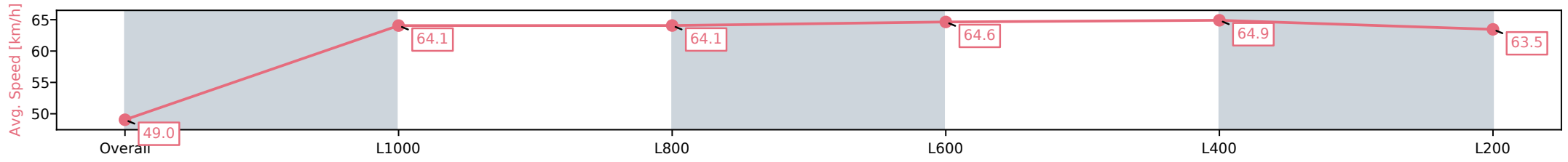


Morphettville SA - Professional  
Race 8: Access Hardware Handicap - 1200m



19 October 2024 - 4:58PM  
Track Rating: Good 4, Weather: Fine, Rail Position: +3m Entire

Section	Overall	L1000	L800	L600	L400	L200
Section Times	1:10.72 [12] (0:14.62)	0:56.10 [12] (0:11.27)	0:44.83 [12] (0:11.24)	0:33.59 [12] (0:11.15)	0:22.44 [12] (0:11.09)	0:11.35 [12] (0:11.35)
Average Speed [km/h]	49.0	64.1	64.1	64.6	64.9	63.5
Top Speed [km/h]	65.9	65.8	64.5	66.2	66.9	67.2
Avg. Dist. to Rail [m]	4.3	1.7	0.6	0.4	1.8	2.0
Avg. Stride Freq. [Hz]	2.3	2.5	2.5	2.5	2.6	2.5
Avg. Stride Length [m]	5.9	6.8	7.1	7.1	7.0	7.1



[ ] Ranking at each section and finish  
 -:-:- No data available at this section  
 NA No data available