



RACINGSA

Morphettville SA

Race 1: The Junction Maiden Plate - 1200m

19 October 2024 - 12:33PM



Morphettville

Track Rating: Good 4, Weather: Fine, Rail Position: +3m Entire

Section Field Times							Overall	L1000	L800	L600	L400	L200		
							1:09.82 (0:13.87)	0:55.95 (0:10.34)	0:45.62 (0:11.17)	0:34.45 (0:11.27)	0:23.17 (0:11.14)	0:12.03 (0:12.03)		
Position	#	Horse/Jockey	Barrier	Top Speed [km/h]	Fastest Section	First 400m						Margin	Distance Travelled From Winner [m]	
1	5	SCHRODER'S MISTAKE Todd Pannell	8	71.3 1200-1000	0:10.34 1000-800	0:24.20	1:09.82 (0:13.86)	0:55.96 [1] (0:10.34)	0:45.62 [1] (0:11.17)	0:34.45 [1] (0:11.27)	0:23.18 [1] (0:11.15)	0:12.03 [1] (0:12.03)	1:09.82	
2	3	KNIGHT DANCER Manoel Nunes	9	69.0 1200-1000	0:10.55 1000-800	0:24.56	1:10.07 (0:14.02)	0:56.05 [6] (0:10.55)	0:45.50 [5] (0:11.14)	0:34.36 [5] (0:11.33)	0:23.03 [5] (0:11.32)	0:11.71 [4] (0:11.71)	1.7L	+0
3	11	PAINTED PONY Teagan Voorham	1	69.6 1200-1000	0:10.57 1000-800	0:24.56	1:10.08 (0:13.99)	0:56.09 [4] (0:10.57)	0:45.51 [4] (0:11.13)	0:34.38 [4] (0:11.31)	0:23.07 [4] (0:11.17)	0:11.90 [2] (0:11.90)	1.8L	+0
4	9	LADY SKYLLA Justin Potter	10	70.2 1200-1000	0:10.45 1000-800	0:24.63	1:10.69 (0:14.18)	0:56.51 [7] (0:10.45)	0:46.06 [6] (0:11.12)	0:34.94 [6] (0:11.39)	0:23.55 [6] (0:11.56)	0:11.99 [8] (0:11.99)	5.9L	+5
5	1	GOONSUN Kayla Crowther	2	69.7 1200-1000	0:10.57 1000-800	0:24.96	1:10.72 (0:14.38)	0:56.34 [10] (0:10.57)	0:45.76 [9] (0:11.02)	0:34.74 [9] (0:11.35)	0:23.39 [11] (0:11.27)	0:12.12 [5] (0:12.12)	6.1L	+3
6	2	IRISH THORN Rochelle Milnes	5	67.6 1200-1000	0:10.73 1000-800	0:25.34	1:10.80 (0:14.61)	0:56.19 [12] (0:10.73)	0:45.46 [12] (0:10.87)	0:34.59 [12] (0:11.05)	0:23.54 [10] (0:11.35)	0:12.19 [6] (0:12.19)	6.6L	+0
7	4	MONTANA STATE Taylor Johnstone	11	68.4 1200-1000	0:10.77 1000-800	0:25.11	1:10.87 (0:14.34)	0:56.53 [9] (0:10.77)	0:45.76 [10] (0:11.05)	0:34.71 [10] (0:11.42)	0:23.29 [12] (0:11.35)	0:11.94 [12] (0:11.94)	7.1L	+7
8	12	SPURIER Alana Livesey	12	68.6 1200-1000	0:10.72 1000-800	0:25.30	1:10.99 (0:14.57)	0:56.41 [11] (0:10.72)	0:45.69 [11] (0:10.90)	0:34.79 [11] (0:11.05)	0:23.74 [9] (0:11.44)	0:12.30 [7] (0:12.30)	7.9L	+0
9	6	ULTRON Callan Murray	4	72.4 1200-1000	0:10.43 1000-800	0:24.39	1:11.07 (0:13.96)	0:57.11 [3] (0:10.43)	0:46.68 [3] (0:11.14)	0:35.54 [2] (0:11.30)	0:24.24 [2] (0:11.43)	0:12.81 [3] (0:12.81)	8.4L	+2
10	8	HURRY LOVE Tatum Bull	6	67.7 1200-1000	0:10.69 1000-800	0:24.88	1:11.08 (0:14.19)	0:56.89 [8] (0:10.69)	0:46.20 [8] (0:10.92)	0:35.28 [8] (0:11.42)	0:23.86 [8] (0:11.52)	0:12.34 [9] (0:12.34)	8.5L	+5

Scratched: Ooh La Lilly (#10)

- [] Position in running at each section and finish
- #: Saddle cloth number
- :--:-- No data available at this section
- DNF Did not finish
- NA No data available
- DNT Did not track
- █ Background shading for fastest section



RACINGSA

Morphettville SA

Race 1: The Junction Maiden Plate - 1200m

19 October 2024 - 12:33PM



Morphettville

Track Rating: Good 4, Weather: Fine, Rail Position: +3m Entire

Section Field Times							Overall	L1000	L800	L600	L400	L200		
							1:09.82 (0:13.87)	0:55.95 (0:10.34)	0:45.62 (0:11.17)	0:34.45 (0:11.27)	0:23.17 (0:11.14)	0:12.03 (0:12.03)		
Position	#	Horse/Jockey	Barrier	Top Speed [km/h]	Fastest Section	First 400m						Margin	Distance Travelled From Winner [m]	
11	7	ALPINE JOY	7	68.0	0:10.65	0:24.66	1:11.45	0:57.44 [5]	0:46.79 [7]	0:35.69 [7]	0:24.24 [7]	0:12.66 [11]	11.0L	+1
		Felicity Atkinson		1200-1000	1000-800		(0:14.01)	(0:10.65)	(0:11.10)	(0:11.45)	(0:11.57)	(0:12.66)		
12	13	TOOWANDA	3	71.1	0:10.39	0:24.32	1:11.80	0:57.87 [2]	0:47.48 [2]	0:36.24 [3]	0:24.83 [3]	0:13.03 [10]	13.4L	+0
		Dom Tourneur		1200-1000	1000-800		(0:13.93)	(0:10.39)	(0:11.24)	(0:11.41)	(0:11.80)	(0:13.03)		

Scratched: Ooh La Lilly (#10)

- [] Position in running at each section and finish
- #: Saddle cloth number
- : No data available at this section
- DNF: Did not finish
- NA: No data available
- DNT: Did not track
- █ Background shading for fastest section

Horse/Jockey Name	SCHRODER'S MISTAKE/Todd Pannell
Finish Rank	1
Fastest Section Time (Section)	0:10.34 (L1000)
Top Speed [km/h] (Section)	71.3 (Overall)
Race State	Finished



Morphettville SA - Professional

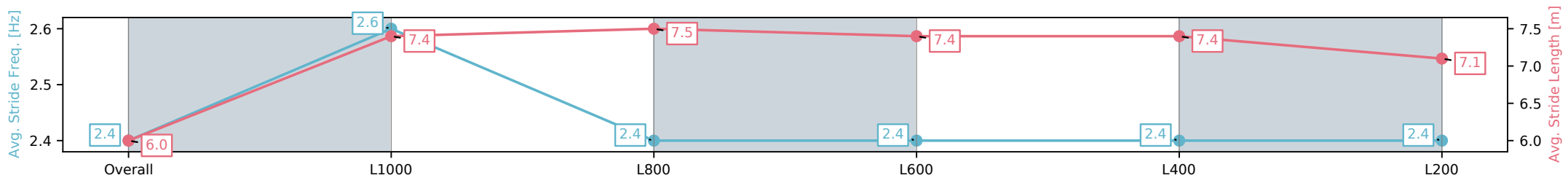
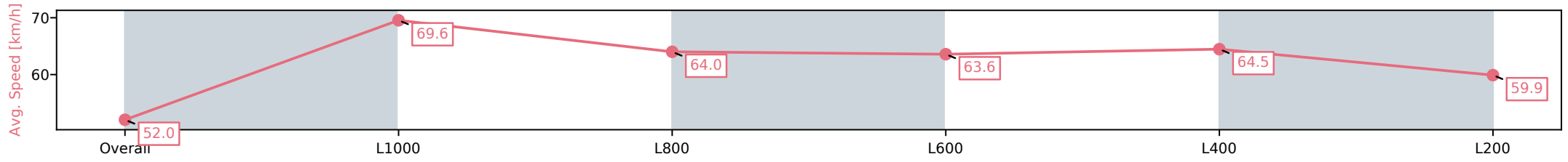
Race 1: The Junction Maiden Plate - 1200m

19 October 2024 - 12:33PM

Track Rating: Good 4, Weather: Fine, Rail Position: +3m Entire



Section	Overall	L1000	L800	L600	L400	L200
Section Times	1:09.82 [1] (0:13.86)	0:55.96 [1] (0:10.34)	0:45.62 [1] (0:11.17)	0:34.45 [1] (0:11.27)	0:23.18 [1] (0:11.15)	0:12.03 [1] (0:12.03)
Average Speed [km/h]	52.0	69.6	64.0	63.6	64.5	59.9
Top Speed [km/h]	69.3	71.3	67.1	64.7	66.1	62.8
Avg. Dist. to Rail [m]	7.1	1.3	1.8	1.1	0.4	0.5
Avg. Stride Freq. [Hz]	2.4	2.6	2.4	2.4	2.4	2.4
Avg. Stride Length [m]	6.0	7.4	7.5	7.4	7.4	7.1



- [] Ranking at each section and finish
- :-:- No data available at this section
- NA No data available

Horse/Jockey Name	KNIGHT DANCER/Manoel Nunes
Finish Rank	2
Fastest Section Time (Section)	0:10.55 (L1000)
Top Speed [km/h] (Section)	69.0 (Overall)
Race State	Finished



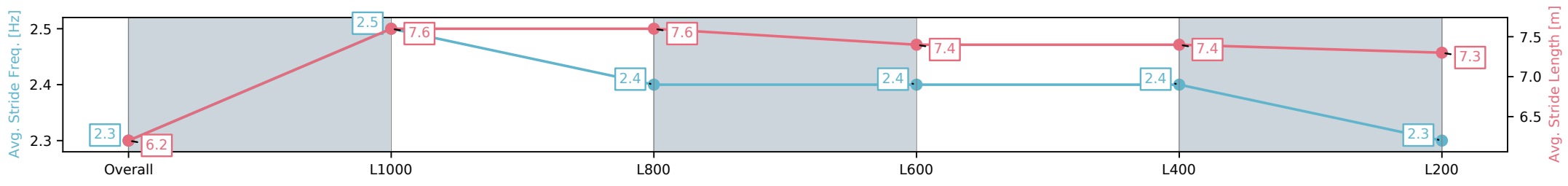
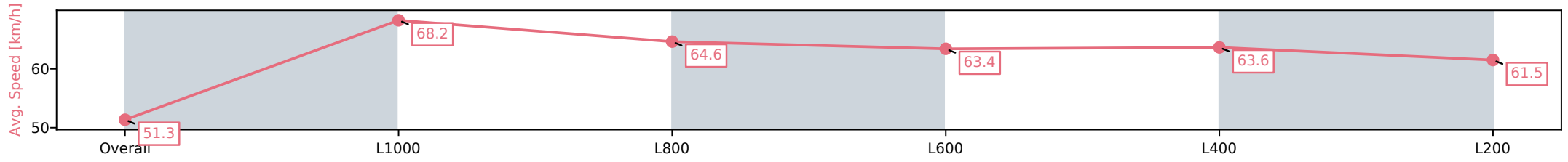
Morphettville SA - Professional
 Race 1: The Junction Maiden Plate - 1200m



19 October 2024 - 12:33PM

Track Rating: Good 4, Weather: Fine, Rail Position: +3m Entire

Section	Overall	L1000	L800	L600	L400	L200
Section Times	1:10.07 [2] (0:14.02)	0:56.05 [6] (0:10.55)	0:45.50 [5] (0:11.14)	0:34.36 [5] (0:11.33)	0:23.03 [5] (0:11.32)	0:11.71 [4] (0:11.71)
Average Speed [km/h]	51.3	68.2	64.6	63.4	63.6	61.5
Top Speed [km/h]	68.6	69.0	67.4	64.2	65.0	63.3
Avg. Dist. to Rail [m]	7.8	1.5	0.5	0.5	2.0	3.4
Avg. Stride Freq. [Hz]	2.3	2.5	2.4	2.4	2.4	2.3
Avg. Stride Length [m]	6.2	7.6	7.6	7.4	7.4	7.3



[] Ranking at each section and finish
 -:-:- No data available at this section
 NA No data available

Horse/Jockey Name	PAINTED PONY/Teagan Voorham
Finish Rank	3
Fastest Section Time (Section)	0:10.57 (L1000)
Top Speed [km/h] (Section)	69.6 (Overall)
Race State	Finished



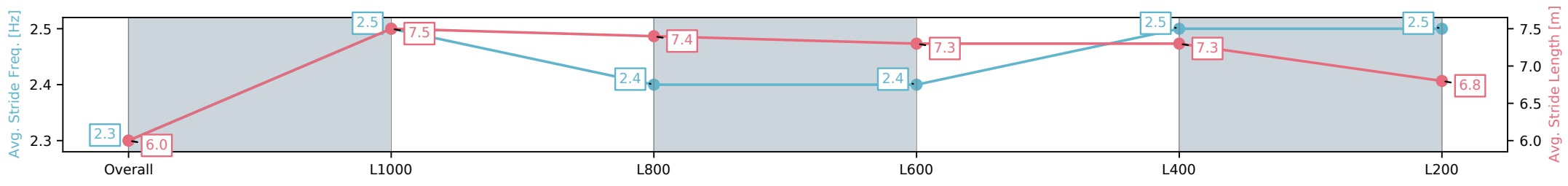
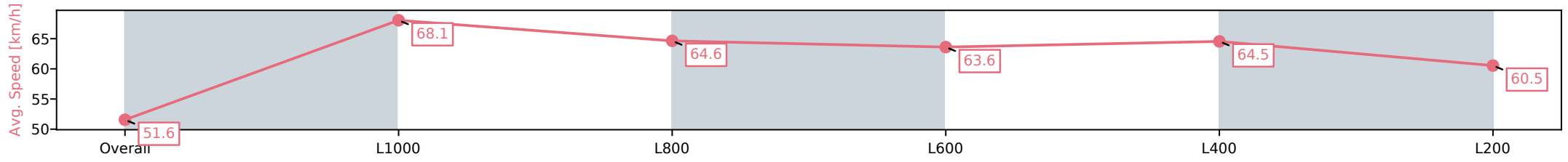
Morphettville SA - Professional
 Race 1: The Junction Maiden Plate - 1200m



19 October 2024 - 12:33PM

Track Rating: Good 4, Weather: Fine, Rail Position: +3m Entire

Section	Overall	L1000	L800	L600	L400	L200
Section Times	1:10.08 [3] (0:13.99)	0:56.09 [4] (0:10.57)	0:45.51 [4] (0:11.13)	0:34.38 [4] (0:11.31)	0:23.07 [4] (0:11.17)	0:11.90 [2] (0:11.90)
Average Speed [km/h]	51.6	68.1	64.6	63.6	64.5	60.5
Top Speed [km/h]	69.6	69.0	67.0	65.5	66.1	62.6
Avg. Dist. to Rail [m]	0.9	0.1	0.3	0.1	1.6	2.8
Avg. Stride Freq. [Hz]	2.3	2.5	2.4	2.4	2.5	2.5
Avg. Stride Length [m]	6.0	7.5	7.4	7.3	7.3	6.8



[] Ranking at each section and finish
 -:-:- No data available at this section
 NA No data available

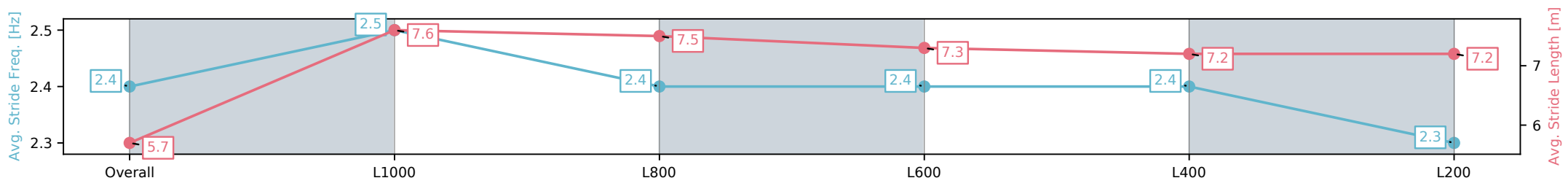
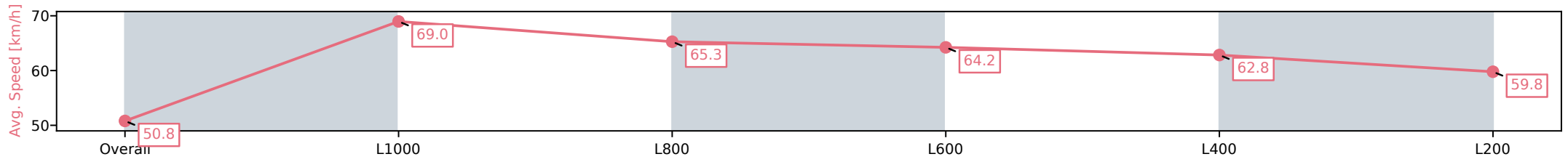
Horse/Jockey Name	LADY SKYLLA/Justin Potter
Finish Rank	4
Fastest Section Time (Section)	0:10.45 (L1000)
Top Speed [km/h] (Section)	70.2 (Overall)
Race State	Finished



Morphettville SA - Professional
 Race 1: The Junction Maiden Plate - 1200m
 19 October 2024 - 12:33PM
 Track Rating: Good 4, Weather: Fine, Rail Position: +3m Entire



Section	Overall	L1000	L800	L600	L400	L200
Section Times	1:10.69 [4] (0:14.18)	0:56.51 [7] (0:10.45)	0:46.06 [6] (0:11.12)	0:34.94 [6] (0:11.39)	0:23.55 [6] (0:11.56)	0:11.99 [8] (0:11.99)
Average Speed [km/h]	50.8	69.0	65.3	64.2	62.8	59.8
Top Speed [km/h]	69.9	70.2	67.1	64.9	64.2	63.2
Avg. Dist. to Rail [m]	8.6	2.6	2.4	2.9	4.2	5.5
Avg. Stride Freq. [Hz]	2.4	2.5	2.4	2.4	2.4	2.3
Avg. Stride Length [m]	5.7	7.6	7.5	7.3	7.2	7.2



[] Ranking at each section and finish
 -:-:- No data available at this section
 NA No data available

Horse/Jockey Name	GOONSUN/Kayla Crowther
Finish Rank	5
Fastest Section Time (Section)	0:10.57 (L1000)
Top Speed [km/h] (Section)	69.7 (Overall)
Race State	Finished



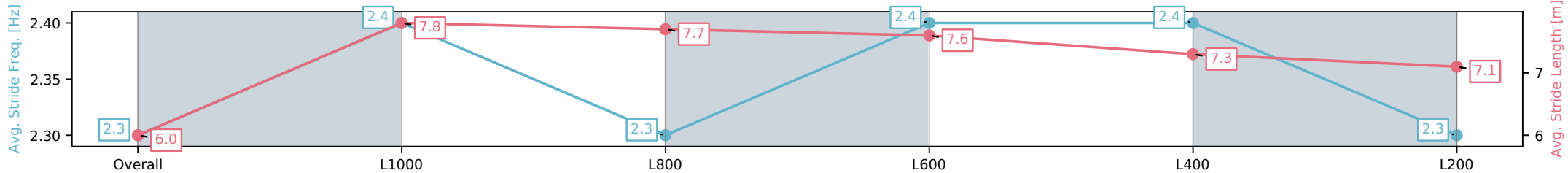
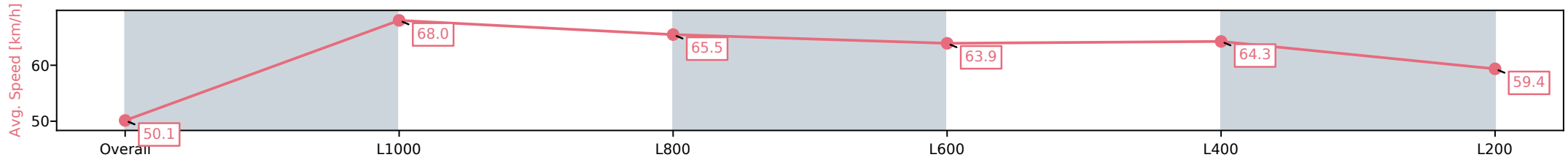
Morphettville SA - Professional
 Race 1: The Junction Maiden Plate - 1200m



19 October 2024 - 12:33PM

Track Rating: Good 4, Weather: Fine, Rail Position: +3m Entire

Section	Overall	L1000	L800	L600	L400	L200
Section Times	1:10.72 [5] (0:14.38)	0:56.34 [10] (0:10.57)	0:45.76 [9] (0:11.02)	0:34.74 [9] (0:11.35)	0:23.39 [11] (0:11.27)	0:12.12 [5] (0:12.12)
Average Speed [km/h]	50.1	68.0	65.5	63.9	64.3	59.4
Top Speed [km/h]	69.4	69.7	67.3	64.8	65.0	62.8
Avg. Dist. to Rail [m]	2.7	0.5	0.5	1.5	4.9	6.4
Avg. Stride Freq. [Hz]	2.3	2.4	2.3	2.4	2.4	2.3
Avg. Stride Length [m]	6.0	7.8	7.7	7.6	7.3	7.1



[] Ranking at each section and finish
 -:-:- No data available at this section
 NA No data available

Horse/Jockey Name	IRISH THORN/Rochelle Milnes
Finish Rank	6
Fastest Section Time (Section)	0:10.73 (L1000)
Top Speed [km/h] (Section)	67.6 (Overall)
Race State	Finished



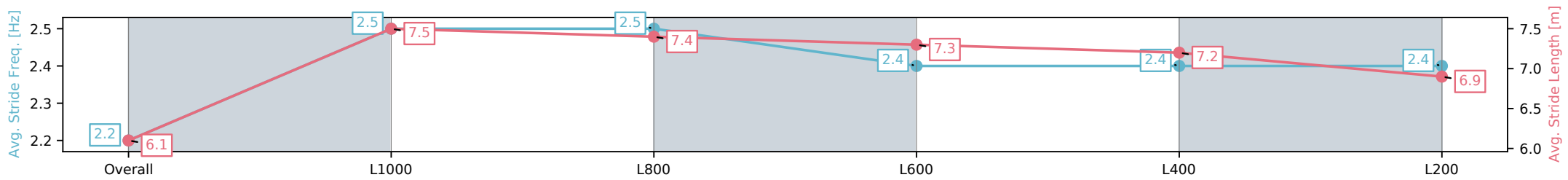
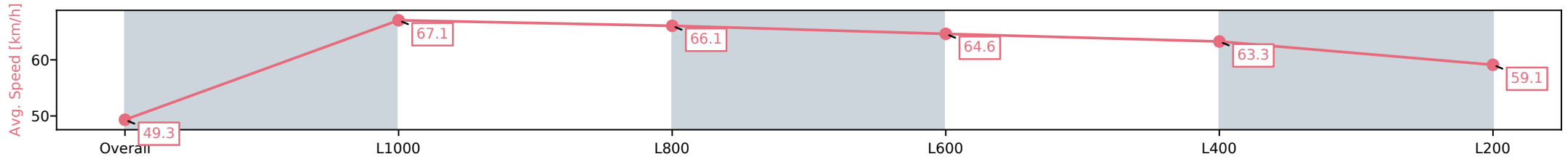
Morphettville SA - Professional
 Race 1: The Junction Maiden Plate - 1200m



19 October 2024 - 12:33PM

Track Rating: Good 4, Weather: Fine, Rail Position: +3m Entire

Section	Overall	L1000	L800	L600	L400	L200
Section Times	1:10.80 [6] (0:14.61)	0:56.19 [12] (0:10.73)	0:45.46 [12] (0:10.87)	0:34.59 [12] (0:11.05)	0:23.54 [10] (0:11.35)	0:12.19 [6] (0:12.19)
Average Speed [km/h]	49.3	67.1	66.1	64.6	63.3	59.1
Top Speed [km/h]	66.6	67.6	66.6	66.6	64.9	62.9
Avg. Dist. to Rail [m]	5.8	0.8	0.6	1.5	0.6	0.8
Avg. Stride Freq. [Hz]	2.2	2.5	2.5	2.4	2.4	2.4
Avg. Stride Length [m]	6.1	7.5	7.4	7.3	7.2	6.9



[] Ranking at each section and finish
 -:-:- No data available at this section
 NA No data available

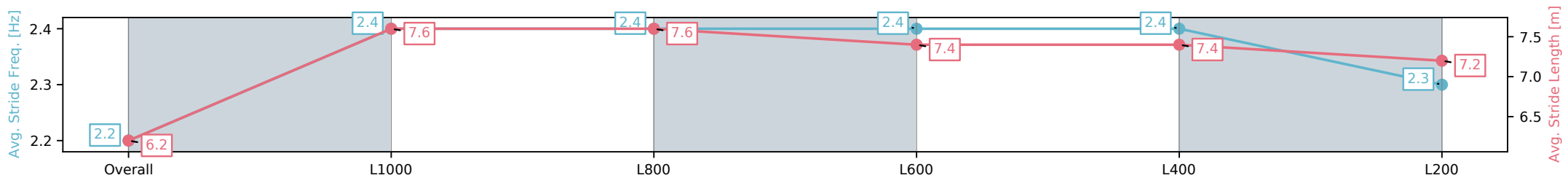
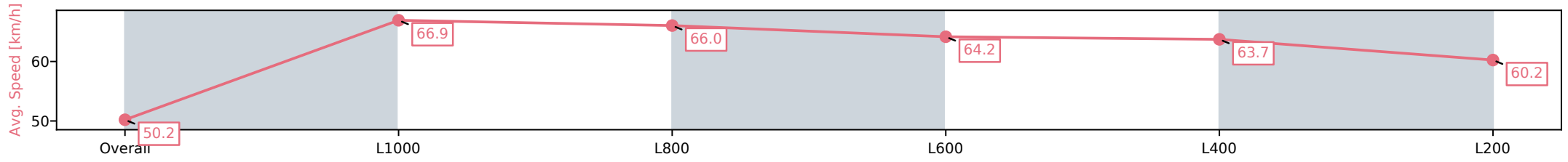
Horse/Jockey Name	MONTANA STATE/Taylor Johnstone
Finish Rank	7
Fastest Section Time (Section)	0:10.77 (L1000)
Top Speed [km/h] (Section)	68.4 (Overall)
Race State	Finished



Morphettville SA - Professional
 Race 1: The Junction Maiden Plate - 1200m
 19 October 2024 - 12:33PM
 Track Rating: Good 4, Weather: Fine, Rail Position: +3m Entire



Section	Overall	L1000	L800	L600	L400	L200
Section Times	1:10.87 [7] (0:14.34)	0:56.53 [9] (0:10.77)	0:45.76 [10] (0:11.05)	0:34.71 [10] (0:11.42)	0:23.29 [12] (0:11.35)	0:11.94 [12] (0:11.94)
Average Speed [km/h]	50.2	66.9	66.0	64.2	63.7	60.2
Top Speed [km/h]	66.3	68.4	68.4	66.0	65.4	63.8
Avg. Dist. to Rail [m]	9.2	2.6	3.0	3.2	4.9	4.9
Avg. Stride Freq. [Hz]	2.2	2.4	2.4	2.4	2.4	2.3
Avg. Stride Length [m]	6.2	7.6	7.6	7.4	7.4	7.2



[] Ranking at each section and finish
 -:-:- No data available at this section
 NA No data available

Horse/Jockey Name	SPURIER/Alana Livesey
Finish Rank	8
Fastest Section Time (Section)	0:10.72 (L1000)
Top Speed [km/h] (Section)	68.6 (Overall)
Race State	Finished



Morphettville SA - Professional

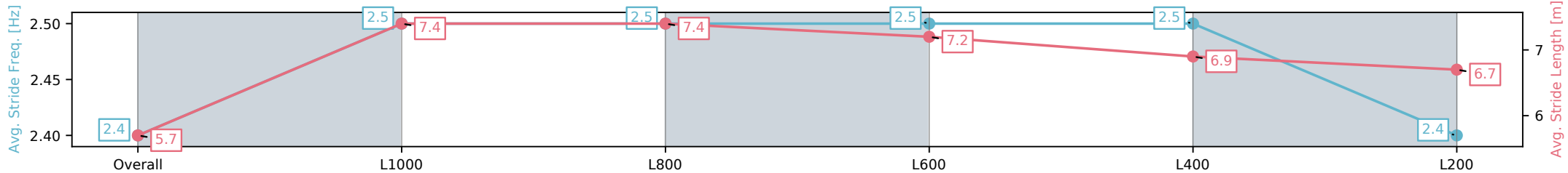
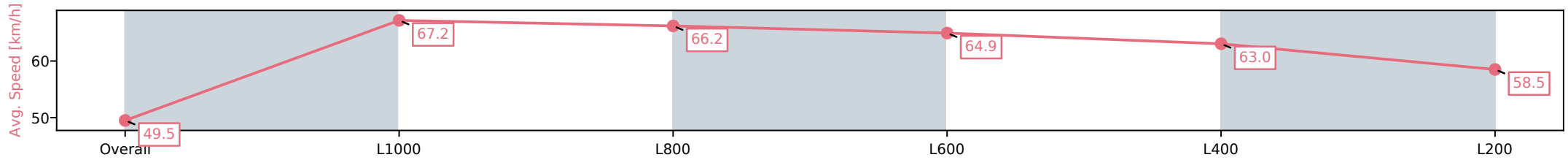
Race 1: The Junction Maiden Plate - 1200m

19 October 2024 - 12:33PM

Track Rating: Good 4, Weather: Fine, Rail Position: +3m Entire



Section	Overall	L1000	L800	L600	L400	L200
Section Times	1:10.99 [8] (0:14.57)	0:56.41 [11] (0:10.72)	0:45.69 [11] (0:10.90)	0:34.79 [11] (0:11.05)	0:23.74 [9] (0:11.44)	0:12.30 [7] (0:12.30)
Average Speed [km/h]	49.5	67.2	66.2	64.9	63.0	58.5
Top Speed [km/h]	68.6	68.3	67.2	65.8	63.8	61.7
Avg. Dist. to Rail [m]	8.5	0.9	0.8	0.8	1.9	2.6
Avg. Stride Freq. [Hz]	2.4	2.5	2.5	2.5	2.5	2.4
Avg. Stride Length [m]	5.7	7.4	7.4	7.2	6.9	6.7



- [] Ranking at each section and finish
- :-:- No data available at this section
- NA No data available

Horse/Jockey Name	ULTRON/Callan Murray
Finish Rank	9
Fastest Section Time (Section)	0:10.43 (L1000)
Top Speed [km/h] (Section)	72.4 (Overall)
Race State	Finished



Morphettville SA - Professional

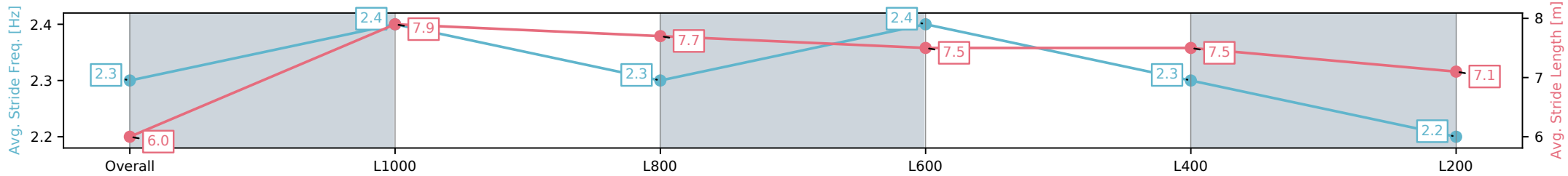
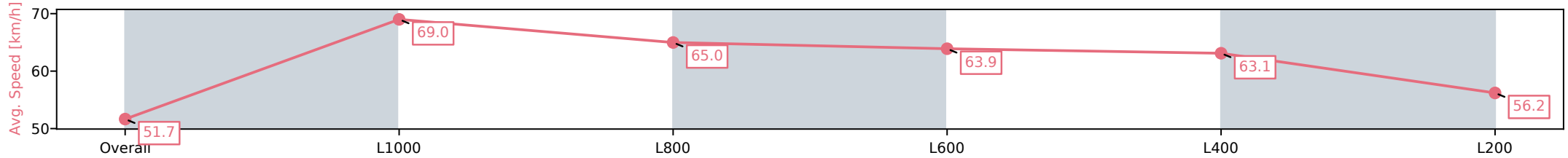
Race 1: The Junction Maiden Plate - 1200m

19 October 2024 - 12:33PM

Track Rating: Good 4, Weather: Fine, Rail Position: +3m Entire



Section	Overall	L1000	L800	L600	L400	L200
Section Times	1:11.07 [9] (0:13.96)	0:57.11 [3] (0:10.43)	0:46.68 [3] (0:11.14)	0:35.54 [2] (0:11.30)	0:24.24 [2] (0:11.43)	0:12.81 [3] (0:12.81)
Average Speed [km/h]	51.7	69.0	65.0	63.9	63.1	56.2
Top Speed [km/h]	72.4	72.3	67.7	65.1	65.5	60.1
Avg. Dist. to Rail [m]	3.8	2.0	1.4	0.9	1.2	1.5
Avg. Stride Freq. [Hz]	2.3	2.4	2.3	2.4	2.3	2.2
Avg. Stride Length [m]	6.0	7.9	7.7	7.5	7.5	7.1



- [] Ranking at each section and finish
- :-:- No data available at this section
- NA No data available

Horse/Jockey Name	HURRY LOVE/Tatum Bull
Finish Rank	10
Fastest Section Time (Section)	0:10.69 (L1000)
Top Speed [km/h] (Section)	67.7 (Overall)
Race State	Finished



Morphettville SA - Professional

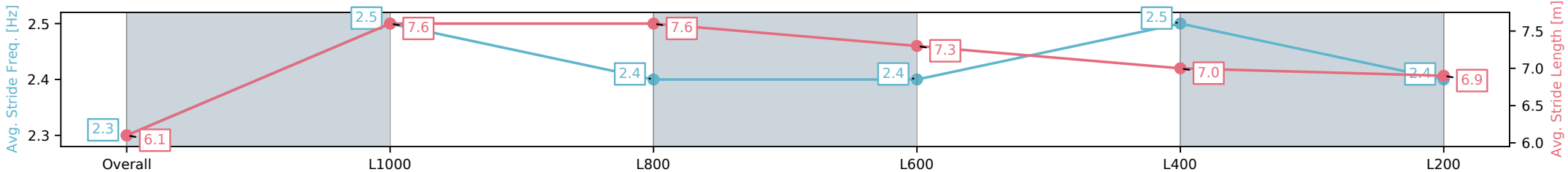
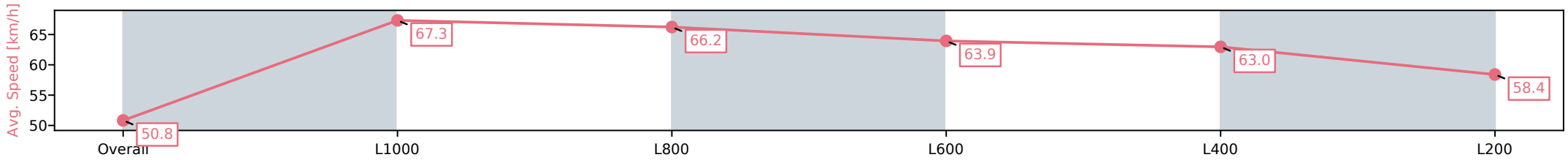
Race 1: The Junction Maiden Plate - 1200m

19 October 2024 - 12:33PM

Track Rating: Good 4, Weather: Fine, Rail Position: +3m Entire



Section	Overall	L1000	L800	L600	L400	L200
Section Times	1:11.08 [10] (0:14.19)	0:56.89 [8] (0:10.69)	0:46.20 [8] (0:10.92)	0:35.28 [8] (0:11.42)	0:23.86 [8] (0:11.52)	0:12.34 [9] (0:12.34)
Average Speed [km/h]	50.8	67.3	66.2	63.9	63.0	58.4
Top Speed [km/h]	66.5	67.7	66.5	65.2	64.1	62.4
Avg. Dist. to Rail [m]	4.9	1.1	1.2	2.5	7.9	8.1
Avg. Stride Freq. [Hz]	2.3	2.5	2.4	2.4	2.5	2.4
Avg. Stride Length [m]	6.1	7.6	7.6	7.3	7.0	6.9



- [] Ranking at each section and finish
- :-:- No data available at this section
- NA No data available

Horse/Jockey Name	ALPINE JOY/Felicity Atkinson
Finish Rank	11
Fastest Section Time (Section)	0:10.65 (L1000)
Top Speed [km/h] (Section)	68.0 (Overall)
Race State	Finished



Morphettville SA - Professional

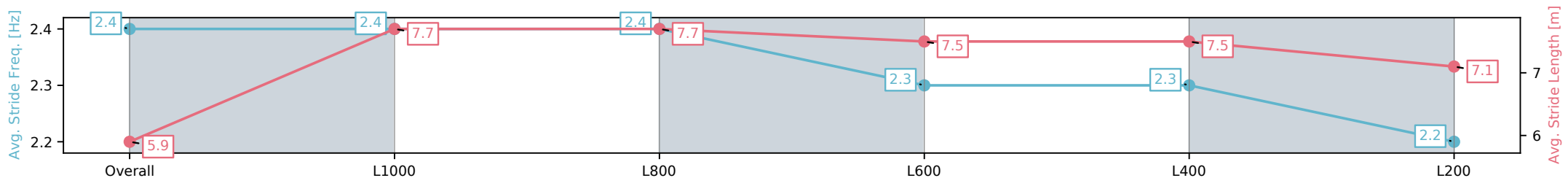
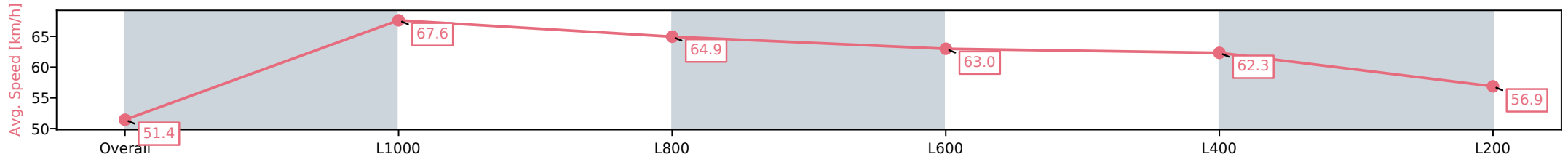
Race 1: The Junction Maiden Plate - 1200m

19 October 2024 - 12:33PM

Track Rating: Good 4, Weather: Fine, Rail Position: +3m Entire



Section	Overall	L1000	L800	L600	L400	L200
Section Times	1:11.45 [11] (0:14.01)	0:57.44 [5] (0:10.65)	0:46.79 [7] (0:11.10)	0:35.69 [7] (0:11.45)	0:24.24 [7] (0:11.57)	0:12.66 [11] (0:12.66)
Average Speed [km/h]	51.4	67.6	64.9	63.0	62.3	56.9
Top Speed [km/h]	67.8	68.0	67.0	64.2	63.6	60.9
Avg. Dist. to Rail [m]	6.4	1.4	0.5	0.5	2.1	1.9
Avg. Stride Freq. [Hz]	2.4	2.4	2.4	2.3	2.3	2.2
Avg. Stride Length [m]	5.9	7.7	7.7	7.5	7.5	7.1



[] Ranking at each section and finish
 -:-:- No data available at this section
 NA No data available

Horse/Jockey Name	TOOWANDA/Dom Tourneur
Finish Rank	12
Fastest Section Time (Section)	0:10.39 (L1000)
Top Speed [km/h] (Section)	71.1 (Overall)
Race State	Finished



Morphettville SA - Professional

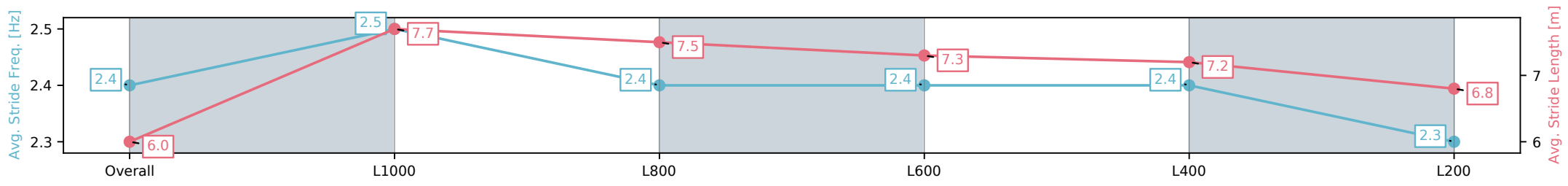
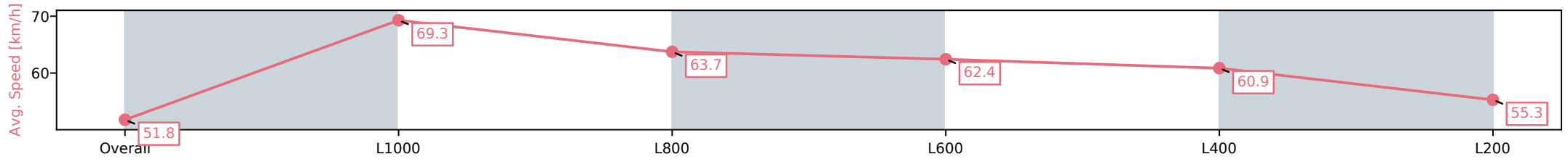
Race 1: The Junction Maiden Plate - 1200m

19 October 2024 - 12:33PM

Track Rating: Good 4, Weather: Fine, Rail Position: +3m Entire



Section	Overall	L1000	L800	L600	L400	L200
Section Times	1:11.80 [12] (0:13.93)	0:57.87 [2] (0:10.39)	0:47.48 [2] (0:11.24)	0:36.24 [3] (0:11.41)	0:24.83 [3] (0:11.80)	0:13.03 [10] (0:13.03)
Average Speed [km/h]	51.8	69.3	63.7	62.4	60.9	55.3
Top Speed [km/h]	71.1	70.9	65.5	63.3	62.3	58.2
Avg. Dist. to Rail [m]	2.1	0.4	1.0	1.9	0.9	0.4
Avg. Stride Freq. [Hz]	2.4	2.5	2.4	2.4	2.4	2.3
Avg. Stride Length [m]	6.0	7.7	7.5	7.3	7.2	6.8



[] Ranking at each section and finish
 -:-:- No data available at this section
 NA No data available