



RACINGSA

Morphettville Parks SA
Race 7: Sportsbet Rating 0-58 Handicap - 1400m
11 October 2024 - 6:32PM



Morphettville

Track Rating: Good 4, Weather: Fine, Rail Position: +6m Entire

Table with columns: Section, Field Times, Position, #, Horse/Jockey, Barrier, Top Speed [km/h], Fastest Section, First 400m, Overall, L1200, L1000, L800, L600, L400, Distance Travelled From Winner [m]. Rows include horses like THERMODYNAMIC, FALAISE, NEXT DIMENSION, BLUE SPECIAL, PRELIMINAIRES, FOSTER STREET, SPEAKEASY, FREE VINO, DEEVINE, and WICKED ADDICTION.

Scratched: Bangerang Redback (#11), Piwhane (#14), Charm Slinga (#16), Shez Betty (#18)

Report Created: Fri 11 October 2024 19:23:22 GMT+11 (Note: Timing is based on positional data)

- [ ] Position in running at each section and finish
# Saddle cloth number
-:-:- No data available at this section
DNF Did not finish
NA No data available
DNT Did not track
Background shading for fastest section



RACINGSA

# Morphettville Parks SA

## Race 7: Sportsbet Rating 0-58 Handicap - 1400m

11 October 2024 - 6:32PM



Morphettville

Track Rating: Good 4, Weather: Fine, Rail Position: +6m Entire

Section Field Times							Overall	L1200	L1000	L800	L600	L400	
							1:24.67 (0:14.22)	1:10.45 (0:11.19)	0:59.27 (0:11.46)	0:47.81 (0:11.43)	0:36.37 (0:11.80)	0:24.56 (0:12.00)	
Position	#	Horse/Jockey	Barrier	Top Speed [km/h]	Fastest Section	First 400m							Distance Travelled From Winner [m]
11	13	<b>THINK TANK</b> Jessica Eaton	16	65.1 1000-800	0:11.30 800-600	0:26.67	1:25.93 (0:15.11)	1:10.82 [13] (0:11.56)	0:59.26 [13] (0:11.66)	0:47.60 [13] (0:11.30)	0:36.30 [12] (0:11.48)	0:24.82 [11] (0:12.16)	-3
12	1	<b>LONGWARRY</b> Margaret Collett	18	65.8 800-600	0:11.46 600-400	0:26.72	1:26.00 (0:15.23)	1:10.77 [14] (0:11.49)	0:59.28 [14] (0:11.73)	0:47.55 [14] (0:11.47)	0:36.08 [14] (0:11.46)	0:24.62 [14] (0:11.94)	+7
13	3	<b>ABIT RATTLEY</b> Matthew Chadwick	10	64.1 1400-1200	0:11.43 1200-1000	0:25.95	1:26.08 (0:14.52)	1:11.56 [4] (0:11.43)	1:00.13 [6] (0:11.76)	0:48.37 [8] (0:11.57)	0:36.79 [8] (0:11.69)	0:25.10 [8] (0:12.19)	-1
14	5	<b>TRUMPTY DUMPTY</b> Jake Toeroek	17	64.8 1000-800	0:11.52 1200-1000	0:26.47	1:33.61 (0:14.95)	1:18.66 [11] (0:11.52)	1:07.14 [11] (0:11.73)	0:55.41 [12] (0:11.52)	0:43.89 [13] (0:11.66)	0:32.23 [13] (0:12.77)	+0

Scratched: Bangerang Redback (#11), Piwhane (#14), Charm Slinga (#16), Shez Betty (#18)

- [ ] Position in running at each section and finish
- #: Saddle cloth number
- :--:-- No data available at this section
- DNF Did not finish
- NA No data available
- DNT Did not track
- █ Background shading for fastest section



RACINGSA

Morphettville Parks SA
Race 7: Sportsbet Rating 0-58 Handicap - 1400m
11 October 2024 - 6:32PM



Morphettville

Track Rating: Good 4, Weather: Fine, Rail Position: +6m Entire

Section

Field Times

L200

0:12.56

(0:12.56)

Table with columns: Position, #, Horse/Jockey, Barrier, Top Speed [km/h], Fastest Section, First 400m, Margin, Distance Travelled From Winner [m]. Contains 10 rows of race data.

Scratched: Bangerang Redback (#11), Piwhane (#14), Charm Slinga (#16), Shez Betty (#18)

- Legend for symbols: [ ] Position in running at each section and finish, # Saddle cloth number, --- No data available at this section, DNF Did not finish, NA No data available, DNT Did not track, Background shading for fastest section



RACINGSA

# Morphettville Parks SA

## Race 7: Sportsbet Rating 0-58 Handicap - 1400m

11 October 2024 - 6:32PM

Track Rating: Good 4, Weather: Fine, Rail Position: +6m Entire



Morphettville

### Section

### Field Times

L200

0:12.56

(0:12.56)

Position	#	Horse/Jockey	Barrier	Top Speed [km/h]	Fastest Section	First 400m	Margin							Distance Travelled From Winner [m]
11	13	<b>THINK TANK</b>	16	65.1	0:11.30	0:26.67	0:12.66 [12]	7.8L						-3
		Jessica Eaton		1000-800	800-600		(0:12.66)							
12	1	<b>LONGWARRY</b>	18	65.8	0:11.46	0:26.72	0:12.68 [13]	8.3L						+7
		Margaret Collett		800-600	600-400		(0:12.68)							
13	3	<b>ABIT RATTLEY</b>	10	64.1	0:11.43	0:25.95	0:12.91 [10]	8.7L						-1
		Matthew Chadwick		1400-1200	1200-1000		(0:12.91)							
14	5	<b>TRUMPTY DUMPTY</b>	17	64.8	0:11.52	0:26.47	0:19.46 [14]	55.5L						+0
		Jake Toeroek		1000-800	1200-1000		(0:19.46)							

Scratched: Bangerang Redback (#11), Piwhane (#14), Charm Slinga (#16), Shez Betty (#18)

- [ ] Position in running at each section and finish
- #: Saddle cloth number
- :--- No data available at this section
- DNF Did not finish
- NA No data available
- DNT Did not track
- █ Background shading for fastest section

Horse/Jockey Name	THERMODYNAMIC/Jason Holder
Finish Rank	1
Fastest Section Time (Section)	0:11.35 (L1200)
Top Speed [km/h] (Section)	64.2 (L1000)
Race State	Finished



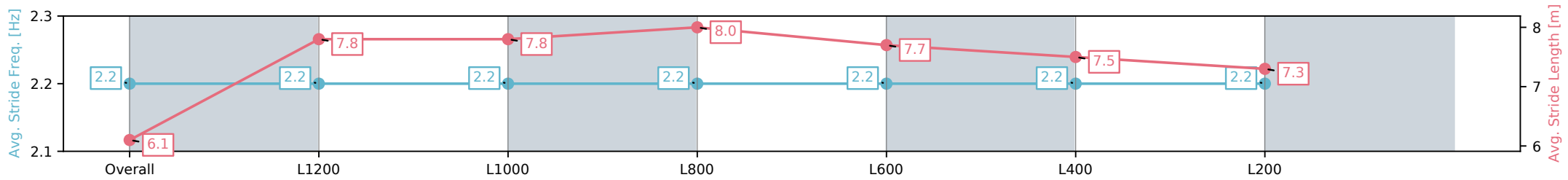
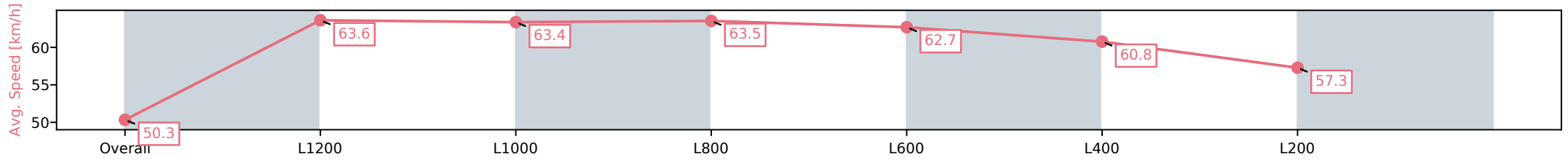
Morphettville Parks SA - Professional  
 Race 7: Sportsbet Rating 0-58 Handicap - 1400m



11 October 2024 - 6:32PM

Track Rating: Good 4, Weather: Fine, Rail Position: +6m Entire

Section	Overall	L1200	L1000	L800	L600	L400	L200
Section Times	1:24.67 [1] (0:14.32)	1:10.35 [2] (0:11.35)	0:59.00 [3] (0:11.47)	0:47.53 [3] (0:11.38)	0:36.15 [3] (0:11.66)	0:24.49 [3] (0:11.91)	0:12.58 [1] (0:12.57)
Average Speed [km/h]	50.3	63.6	63.4	63.5	62.7	60.8	57.3
Top Speed [km/h]	63.5	64.1	64.0	64.2	63.8	61.5	60.2
Avg. Dist. to Rail [m]	5.4	2.3	2.2	1.9	2.5	2.4	0.3
Avg. Stride Freq. [Hz]	2.2	2.2	2.2	2.2	2.2	2.2	2.2
Avg. Stride Length [m]	6.1	7.8	7.8	8.0	7.7	7.5	7.3



[ ] Ranking at each section and finish  
 -:-:- No data available at this section  
 NA No data available

Horse/Jockey Name	FALAISE/Jacob Opperman
Finish Rank	2
Fastest Section Time (Section)	0:11.40 (L800)
Top Speed [km/h] (Section)	64.2 (L1000)
Race State	Finished



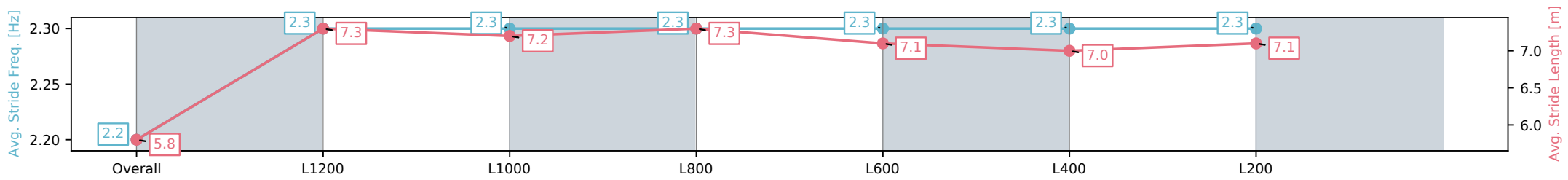
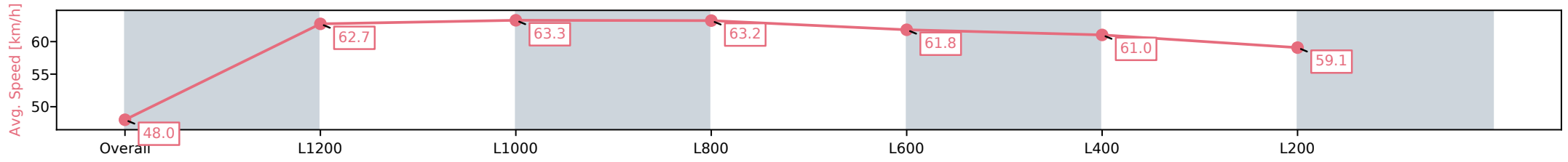
Morphettville Parks SA - Professional  
 Race 7: Sportsbet Rating 0-58 Handicap - 1400m



11 October 2024 - 6:32PM

Track Rating: Good 4, Weather: Fine, Rail Position: +6m Entire

Section	Overall	L1200	L1000	L800	L600	L400	L200
Section Times	1:25.10 [2] (0:15.05)	1:10.05 [12] (0:11.48)	0:58.57 [12] (0:11.46)	0:47.11 [11] (0:11.40)	0:35.71 [10] (0:11.69)	0:24.02 [10] (0:11.83)	0:12.19 [8] (0:12.19)
Average Speed [km/h]	48.0	62.7	63.3	63.2	61.8	61.0	59.1
Top Speed [km/h]	63.5	63.5	63.9	64.2	63.2	61.8	61.7
Avg. Dist. to Rail [m]	6.5	1.3	1.2	0.6	1.0	2.0	3.0
Avg. Stride Freq. [Hz]	2.2	2.3	2.3	2.3	2.3	2.3	2.3
Avg. Stride Length [m]	5.8	7.3	7.2	7.3	7.1	7.0	7.1



[ ] Ranking at each section and finish  
 -:-:- No data available at this section  
 NA No data available

Horse/Jockey Name	NEXT DIMENSION/Justin Potter
Finish Rank	3
Fastest Section Time (Section)	0:11.42 (L800)
Top Speed [km/h] (Section)	64.7 (L1000)
Race State	Finished



Morphettville Parks SA - Professional

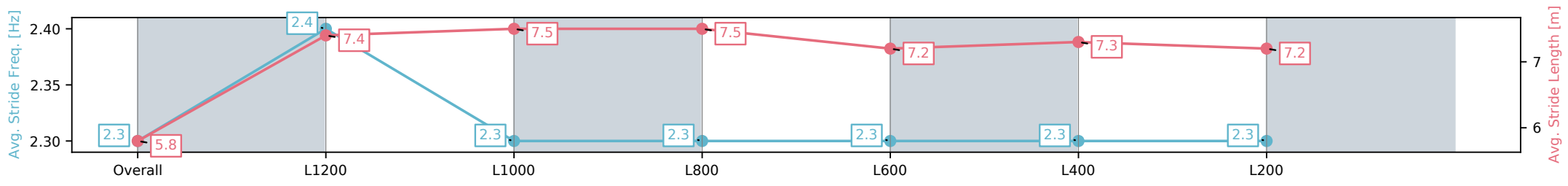
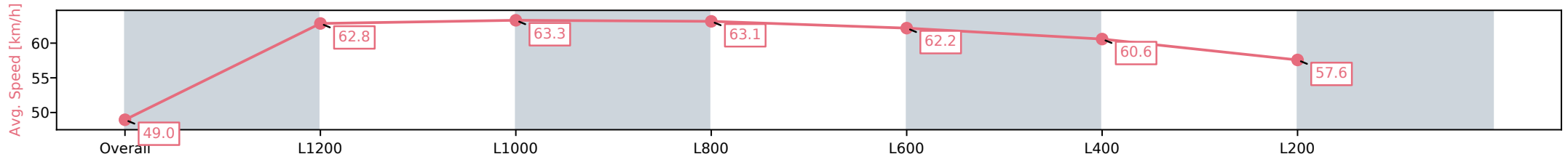
Race 7: Sportsbet Rating 0-58 Handicap - 1400m

11 October 2024 - 6:32PM

Track Rating: Good 4, Weather: Fine, Rail Position: +6m Entire



Section	Overall	L1200	L1000	L800	L600	L400	L200
Section Times	1:25.25 [3] (0:14.71)	1:10.54 [8] (0:11.46)	0:59.08 [8] (0:11.52)	0:47.56 [7] (0:11.42)	0:36.14 [7] (0:11.70)	0:24.44 [6] (0:11.93)	0:12.51 [6] (0:12.51)
Average Speed [km/h]	49.0	62.8	63.3	63.1	62.2	60.6	57.6
Top Speed [km/h]	63.8	64.6	64.1	64.7	62.8	61.5	60.4
Avg. Dist. to Rail [m]	5.4	2.7	2.1	1.5	1.6	3.1	4.3
Avg. Stride Freq. [Hz]	2.3	2.4	2.3	2.3	2.3	2.3	2.3
Avg. Stride Length [m]	5.8	7.4	7.5	7.5	7.2	7.3	7.2



[ ] Ranking at each section and finish  
 -:-:- No data available at this section  
 NA No data available

Horse/Jockey Name	BLUE SPECIAL/Teagan Voorham
Finish Rank	4
Fastest Section Time (Section)	0:11.22 (L1200)
Top Speed [km/h] (Section)	64.9 (Overall)
Race State	Finished



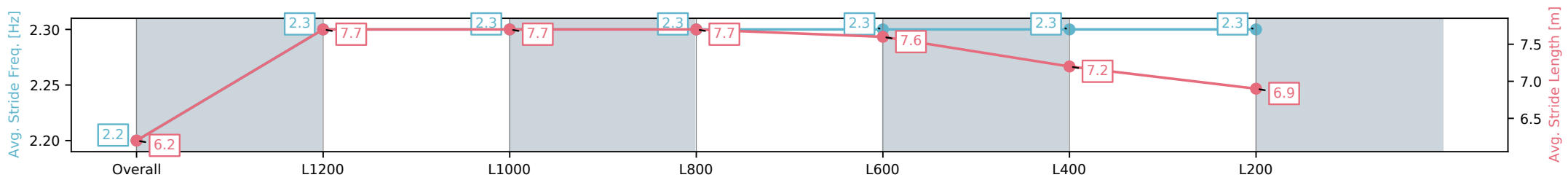
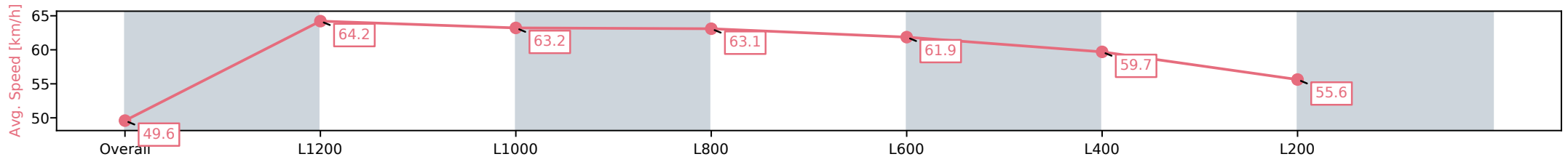
Morphettville Parks SA - Professional  
 Race 7: Sportsbet Rating 0-58 Handicap - 1400m



11 October 2024 - 6:32PM

Track Rating: Good 4, Weather: Fine, Rail Position: +6m Entire

Section	Overall	L1200	L1000	L800	L600	L400	L200
Section Times	1:25.36 [4] (0:14.53)	1:10.83 [5] (0:11.22)	0:59.61 [4] (0:11.45)	0:48.16 [4] (0:11.43)	0:36.73 [4] (0:11.69)	0:25.04 [4] (0:12.10)	0:12.94 [2] (0:12.94)
Average Speed [km/h]	49.6	64.2	63.2	63.1	61.9	59.7	55.6
Top Speed [km/h]	63.7	64.9	64.2	63.6	63.4	61.1	58.9
Avg. Dist. to Rail [m]	1.5	1.2	1.1	1.2	0.7	3.1	5.1
Avg. Stride Freq. [Hz]	2.2	2.3	2.3	2.3	2.3	2.3	2.3
Avg. Stride Length [m]	6.2	7.7	7.7	7.7	7.6	7.2	6.9



[ ] Ranking at each section and finish  
 -:-:- No data available at this section  
 NA No data available



Horse/Jockey Name	PRELIMINAIRES/Kayla Crowther
Finish Rank	5
Fastest Section Time (Section)	0:10.93 (L1200)
Top Speed [km/h] (Section)	67.2 (Overall)
Race State	Finished



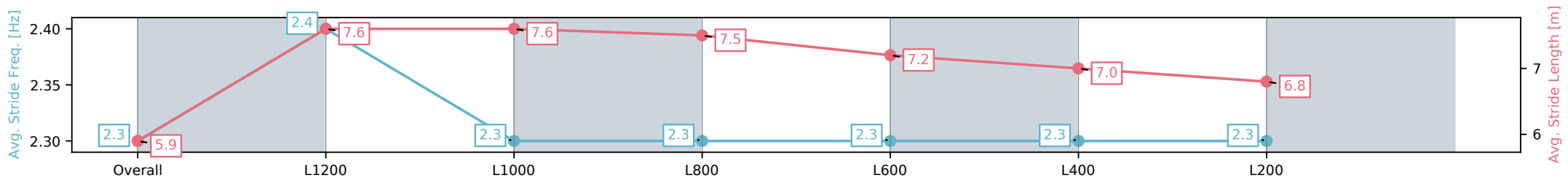
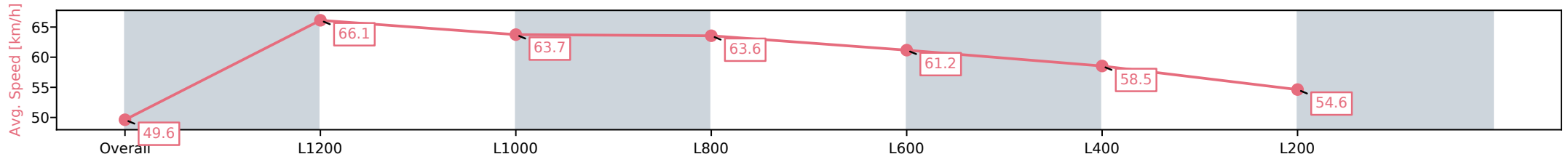
Morphettville Parks SA - Professional  
 Race 7: Sportsbet Rating 0-58 Handicap - 1400m



11 October 2024 - 6:32PM

Track Rating: Good 4, Weather: Fine, Rail Position: +6m Entire

Section	Overall	L1200	L1000	L800	L600	L400	L200
Section Times	1:25.62 [5] (0:14.49)	1:11.13 [3] (0:10.93)	1:00.20 [2] (0:11.49)	0:48.71 [2] (0:11.38)	0:37.33 [1] (0:11.81)	0:25.52 [1] (0:12.34)	0:13.18 [3] (0:13.18)
Average Speed [km/h]	49.6	66.1	63.7	63.6	61.2	58.5	54.6
Top Speed [km/h]	66.3	67.2	64.3	64.4	62.3	59.9	57.5
Avg. Dist. to Rail [m]	3.8	4.3	3.1	2.2	0.9	1.5	1.7
Avg. Stride Freq. [Hz]	2.3	2.4	2.3	2.3	2.3	2.3	2.3
Avg. Stride Length [m]	5.9	7.6	7.6	7.5	7.2	7.0	6.8



[ ] Ranking at each section and finish  
 -:-:- No data available at this section  
 NA No data available

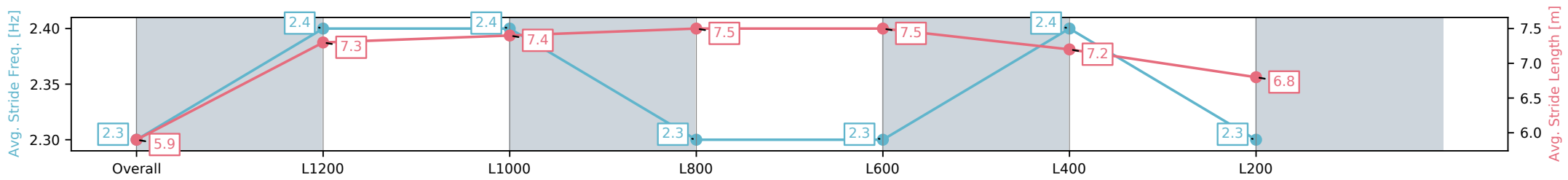
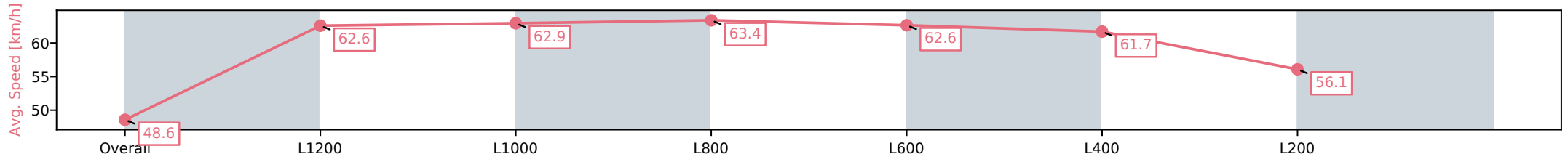
Horse/Jockey Name	FOSTER STREET/Todd Pannell
Finish Rank	6
Fastest Section Time (Section)	0:11.41 (L800)
Top Speed [km/h] (Section)	64.4 (L1200)
Race State	Finished



Morphettville Parks SA - Professional  
 Race 7: Sportsbet Rating 0-58 Handicap - 1400m  
 11 October 2024 - 6:32PM  
 Track Rating: Good 4, Weather: Fine, Rail Position: +6m Entire



Section	Overall	L1200	L1000	L800	L600	L400	L200
Section Times	1:25.64 [6] (0:14.84)	1:10.80 [10] (0:11.53)	0:59.27 [10] (0:11.57)	0:47.69 [10] (0:11.41)	0:36.28 [9] (0:11.64)	0:24.64 [9] (0:11.78)	0:12.86 [7] (0:12.86)
Average Speed [km/h]	48.6	62.6	62.9	63.4	62.6	61.7	56.1
Top Speed [km/h]	62.0	63.8	64.4	63.8	63.9	63.8	60.0
Avg. Dist. to Rail [m]	7.7	3.7	2.6	1.7	2.5	5.7	7.4
Avg. Stride Freq. [Hz]	2.3	2.4	2.4	2.3	2.3	2.4	2.3
Avg. Stride Length [m]	5.9	7.3	7.4	7.5	7.5	7.2	6.8



[ ] Ranking at each section and finish  
 -:-:- No data available at this section  
 NA No data available

Horse/Jockey Name	SPEAKEASY/Caitlin Tootell
Finish Rank	7
Fastest Section Time (Section)	0:11.39 (L1200)
Top Speed [km/h] (Section)	64.3 (Overall)
Race State	Finished



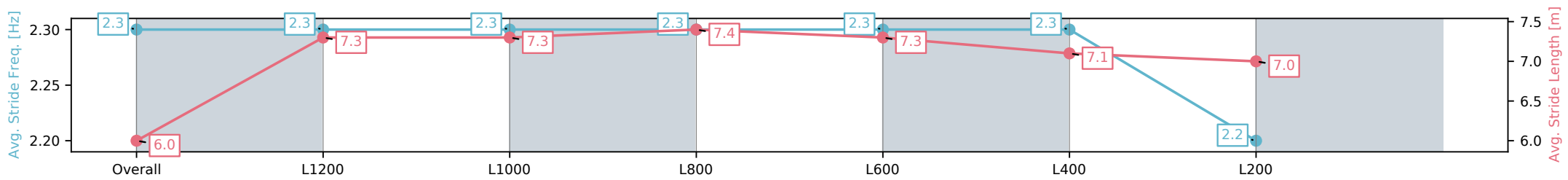
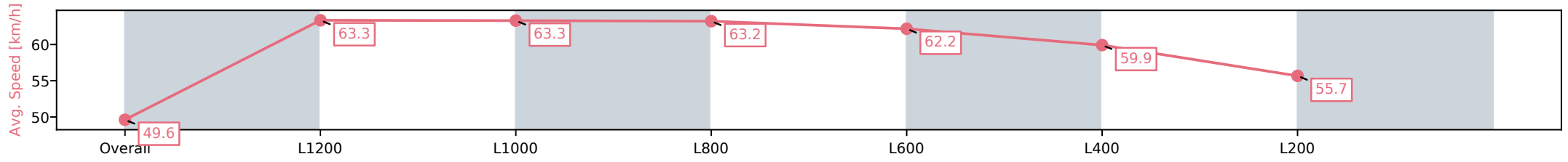
Morphettville Parks SA - Professional  
 Race 7: Sportsbet Rating 0-58 Handicap - 1400m



11 October 2024 - 6:32PM

Track Rating: Good 4, Weather: Fine, Rail Position: +6m Entire

Section	Overall	L1200	L1000	L800	L600	L400	L200
Section Times	1:25.64 [7] (0:14.53)	1:11.11 [6] (0:11.39)	0:59.72 [5] (0:11.51)	0:48.21 [5] (0:11.42)	0:36.79 [5] (0:11.75)	0:25.04 [5] (0:12.09)	0:12.95 [5] (0:12.95)
Average Speed [km/h]	49.6	63.3	63.3	63.2	62.2	59.9	55.7
Top Speed [km/h]	64.3	64.2	64.1	63.8	62.5	61.9	58.7
Avg. Dist. to Rail [m]	3.1	2.2	2.5	1.7	2.5	4.6	6.2
Avg. Stride Freq. [Hz]	2.3	2.3	2.3	2.3	2.3	2.3	2.2
Avg. Stride Length [m]	6.0	7.3	7.3	7.4	7.3	7.1	7.0



[ ] Ranking at each section and finish  
 -:-:- No data available at this section  
 NA No data available

Horse/Jockey Name	FREE VINO/Alan Lai
Finish Rank	8
Fastest Section Time (Section)	0:11.40 (L1200)
Top Speed [km/h] (Section)	64.1 (L1200)
Race State	Finished



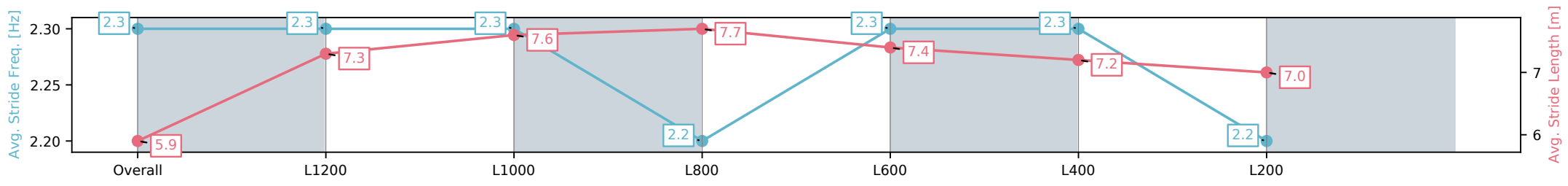
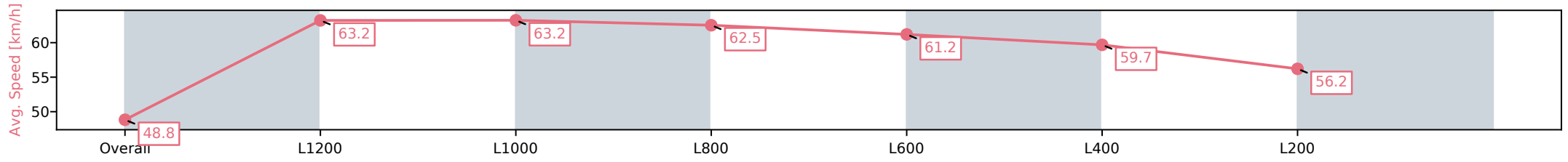
Morphettville Parks SA - Professional  
 Race 7: Sportsbet Rating 0-58 Handicap - 1400m



11 October 2024 - 6:32PM

Track Rating: Good 4, Weather: Fine, Rail Position: +6m Entire

Section	Overall	L1200	L1000	L800	L600	L400	L200
Section Times	1:25.73 [8] (0:14.74)	1:10.99 [9] (0:11.40)	0:59.59 [7] (0:11.43)	0:48.16 [6] (0:11.54)	0:36.62 [6] (0:11.77)	0:24.85 [7] (0:12.07)	0:12.78 [9] (0:12.78)
Average Speed [km/h]	48.8	63.2	63.2	62.5	61.2	59.7	56.2
Top Speed [km/h]	63.2	63.6	64.1	63.2	62.6	61.1	58.8
Avg. Dist. to Rail [m]	4.5	1.6	0.9	0.3	0.3	0.7	1.0
Avg. Stride Freq. [Hz]	2.3	2.3	2.3	2.2	2.3	2.3	2.2
Avg. Stride Length [m]	5.9	7.3	7.6	7.7	7.4	7.2	7.0



[ ] Ranking at each section and finish  
 -:-:- No data available at this section  
 NA No data available

Horse/Jockey Name	DEEVINE/Alana Livesey
Finish Rank	9
Fastest Section Time (Section)	0:11.19 (L1200)
Top Speed [km/h] (Section)	65.2 (Overall)
Race State	Finished



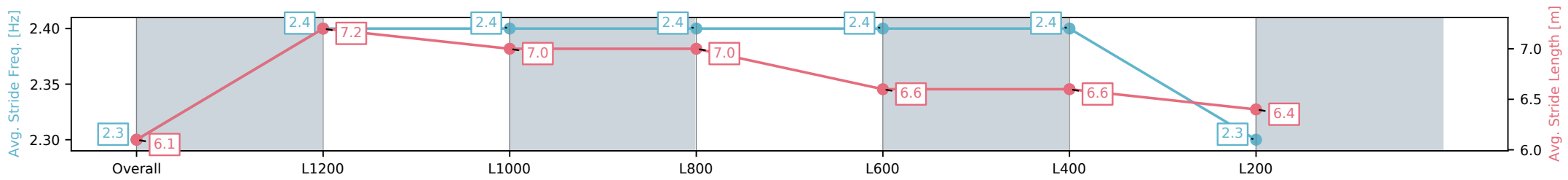
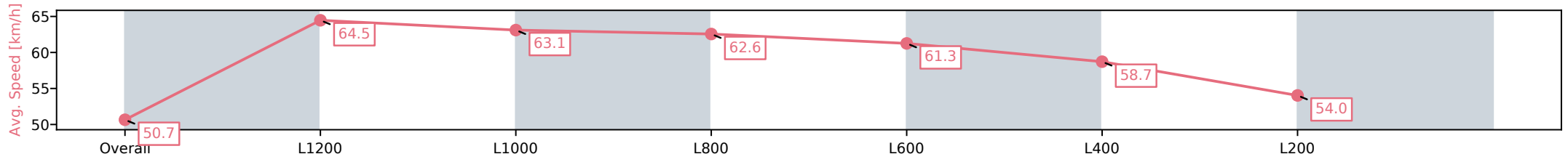
Morphettville Parks SA - Professional  
 Race 7: Sportsbet Rating 0-58 Handicap - 1400m



11 October 2024 - 6:32PM

Track Rating: Good 4, Weather: Fine, Rail Position: +6m Entire

Section	Overall	L1200	L1000	L800	L600	L400	L200
Section Times	1:25.77 [9] (0:14.21)	1:11.56 [1] (0:11.19)	1:00.37 [1] (0:11.46)	0:48.91 [1] (0:11.53)	0:37.38 [2] (0:11.77)	0:25.61 [2] (0:12.28)	0:13.32 [4] (0:13.32)
Average Speed [km/h]	50.7	64.5	63.1	62.6	61.3	58.7	54.0
Top Speed [km/h]	64.0	65.2	63.9	63.2	62.3	60.2	57.1
Avg. Dist. to Rail [m]	2.7	1.4	1.0	0.6	0.6	0.5	0.2
Avg. Stride Freq. [Hz]	2.3	2.4	2.4	2.4	2.4	2.4	2.3
Avg. Stride Length [m]	6.1	7.2	7.0	7.0	6.6	6.6	6.4



[ ] Ranking at each section and finish  
 -:-:- No data available at this section  
 NA No data available

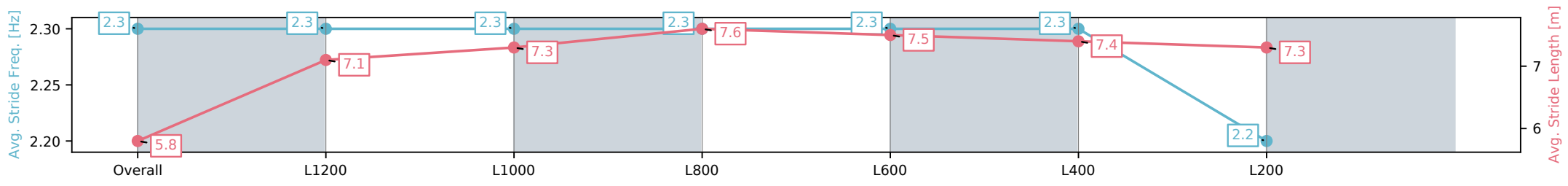
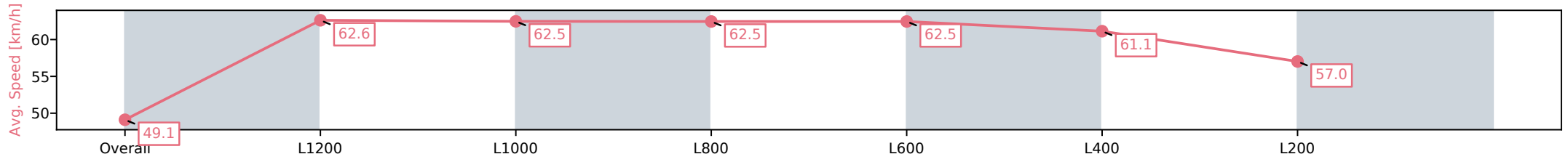
Horse/Jockey Name	WICKED ADDICTION/Caitlyn Munro
Finish Rank	10
Fastest Section Time (Section)	0:11.52 (L1200)
Top Speed [km/h] (Section)	64.1 (L1000)
Race State	Finished



Morphettville Parks SA - Professional  
 Race 7: Sportsbet Rating 0-58 Handicap - 1400m  
 11 October 2024 - 6:32PM  
 Track Rating: Good 4, Weather: Fine, Rail Position: +6m Entire



Section	Overall	L1200	L1000	L800	L600	L400	L200
Section Times	1:25.83 [10] (0:14.68)	1:11.15 [7] (0:11.52)	0:59.63 [9] (0:11.70)	0:47.93 [9] (0:11.63)	0:36.30 [11] (0:11.76)	0:24.54 [12] (0:11.91)	0:12.63 [11] (0:12.63)
Average Speed [km/h]	49.1	62.6	62.5	62.5	62.5	61.1	57.0
Top Speed [km/h]	62.9	63.2	64.1	64.1	63.2	62.6	60.2
Avg. Dist. to Rail [m]	8.7	4.2	3.1	2.8	3.8	6.4	8.3
Avg. Stride Freq. [Hz]	2.3	2.3	2.3	2.3	2.3	2.3	2.2
Avg. Stride Length [m]	5.8	7.1	7.3	7.6	7.5	7.4	7.3



[ ] Ranking at each section and finish  
 -:-:- No data available at this section  
 NA No data available

Horse/Jockey Name	THINK TANK/Jessica Eaton
Finish Rank	11
Fastest Section Time (Section)	0:11.30 (L800)
Top Speed [km/h] (Section)	65.1 (L1000)
Race State	Finished



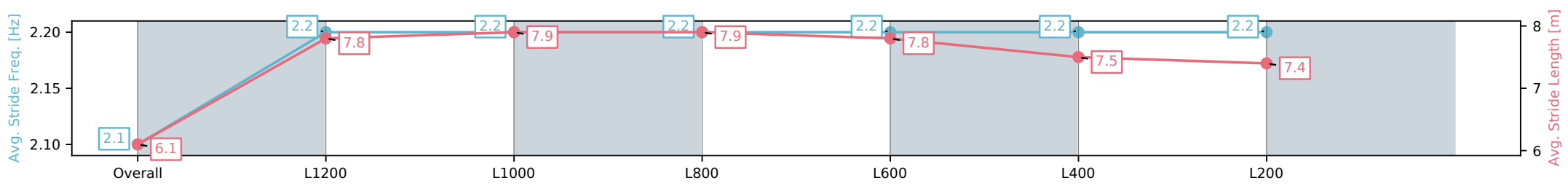
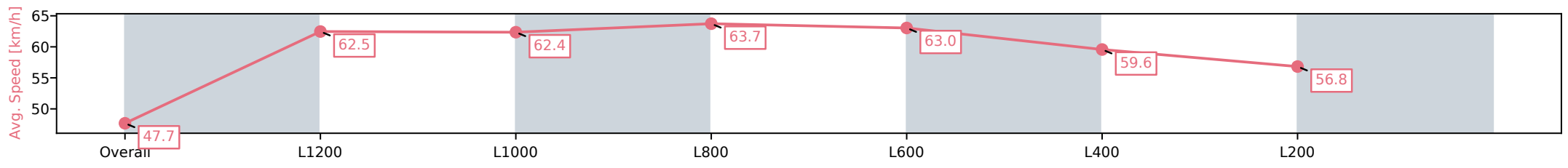
Morphettville Parks SA - Professional  
 Race 7: Sportsbet Rating 0-58 Handicap - 1400m



11 October 2024 - 6:32PM

Track Rating: Good 4, Weather: Fine, Rail Position: +6m Entire

Section	Overall	L1200	L1000	L800	L600	L400	L200
Section Times	1:25.93 [11] (0:15.11)	1:10.82 [13] (0:11.56)	0:59.26 [13] (0:11.66)	0:47.60 [13] (0:11.30)	0:36.30 [12] (0:11.48)	0:24.82 [11] (0:12.16)	0:12.66 [12] (0:12.66)
Average Speed [km/h]	47.7	62.5	62.4	63.7	63.0	59.6	56.8
Top Speed [km/h]	62.2	63.2	63.6	65.1	63.7	61.4	58.6
Avg. Dist. to Rail [m]	8.9	3.3	2.1	0.5	1.0	3.0	3.5
Avg. Stride Freq. [Hz]	2.1	2.2	2.2	2.2	2.2	2.2	2.2
Avg. Stride Length [m]	6.1	7.8	7.9	7.9	7.8	7.5	7.4



[ ] Ranking at each section and finish  
 -:-:- No data available at this section  
 NA No data available

Horse/Jockey Name	LONGWARRY/Margaret Collett
Finish Rank	12
Fastest Section Time (Section)	0:11.46 (L600)
Top Speed [km/h] (Section)	65.8 (L800)
Race State	Finished



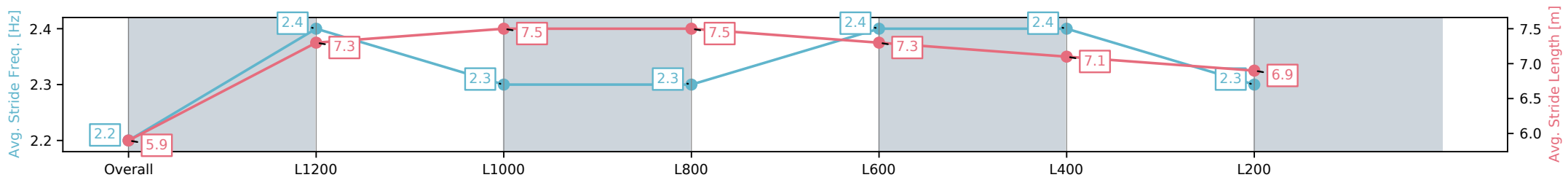
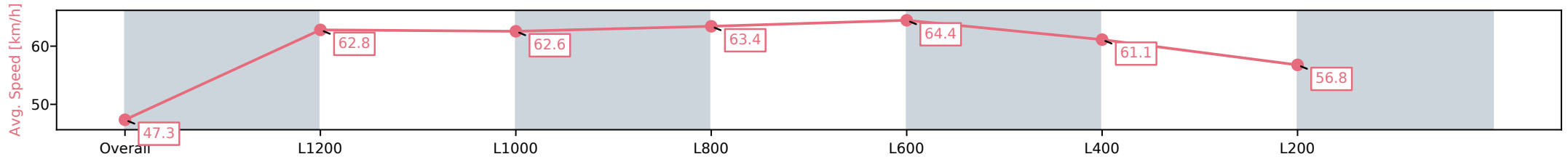
Morphettville Parks SA - Professional  
 Race 7: Sportsbet Rating 0-58 Handicap - 1400m



11 October 2024 - 6:32PM

Track Rating: Good 4, Weather: Fine, Rail Position: +6m Entire

Section	Overall	L1200	L1000	L800	L600	L400	L200
Section Times	1:26.00 [12] (0:15.23)	1:10.77 [14] (0:11.49)	0:59.28 [14] (0:11.73)	0:47.55 [14] (0:11.47)	0:36.08 [14] (0:11.46)	0:24.62 [14] (0:11.94)	0:12.68 [13] (0:12.68)
Average Speed [km/h]	47.3	62.8	62.6	63.4	64.4	61.1	56.8
Top Speed [km/h]	61.5	64.5	63.9	64.3	65.8	63.4	59.9
Avg. Dist. to Rail [m]	11.1	4.6	3.9	3.5	4.6	7.7	11.0
Avg. Stride Freq. [Hz]	2.2	2.4	2.3	2.3	2.4	2.4	2.3
Avg. Stride Length [m]	5.9	7.3	7.5	7.5	7.3	7.1	6.9



[ ] Ranking at each section and finish  
 -:-:- No data available at this section  
 NA No data available



Horse/Jockey Name	ABIT RATTLEY/Matthew Chadwick
Finish Rank	13
Fastest Section Time (Section)	0:11.43 (L1200)
Top Speed [km/h] (Section)	64.1 (Overall)
Race State	Finished



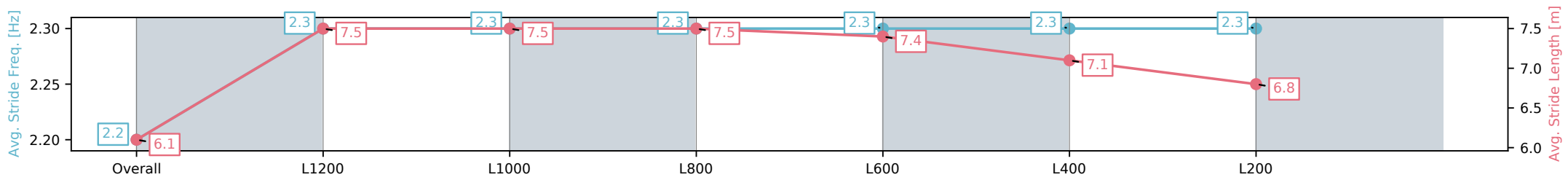
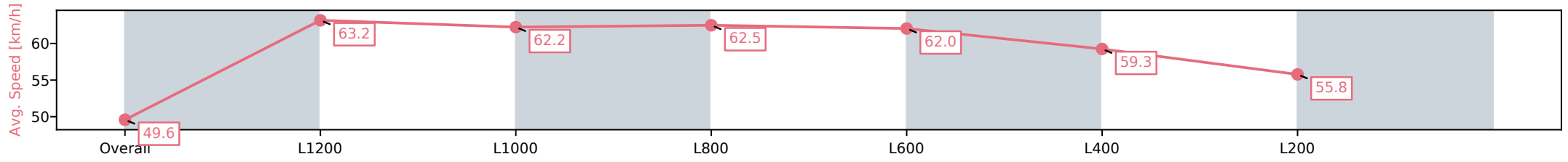
Morphettville Parks SA - Professional  
 Race 7: Sportsbet Rating 0-58 Handicap - 1400m



11 October 2024 - 6:32PM

Track Rating: Good 4, Weather: Fine, Rail Position: +6m Entire

Section	Overall	L1200	L1000	L800	L600	L400	L200
Section Times	1:26.08 [13] (0:14.52)	1:11.56 [4] (0:11.43)	1:00.13 [6] (0:11.76)	0:48.37 [8] (0:11.57)	0:36.79 [8] (0:11.69)	0:25.10 [8] (0:12.19)	0:12.91 [10] (0:12.91)
Average Speed [km/h]	49.6	63.2	62.2	62.5	62.0	59.3	55.8
Top Speed [km/h]	63.5	64.1	62.9	62.9	63.4	61.1	58.2
Avg. Dist. to Rail [m]	6.2	3.1	3.4	2.4	1.4	2.9	4.8
Avg. Stride Freq. [Hz]	2.2	2.3	2.3	2.3	2.3	2.3	2.3
Avg. Stride Length [m]	6.1	7.5	7.5	7.5	7.4	7.1	6.8



[ ] Ranking at each section and finish  
 -:-:- No data available at this section  
 NA No data available

Horse/Jockey Name	TRUMPTY DUMPTY/Jake Toeroek
Finish Rank	14
Fastest Section Time (Section)	0:11.52 (L1200)
Top Speed [km/h] (Section)	64.8 (L1000)
Race State	Finished



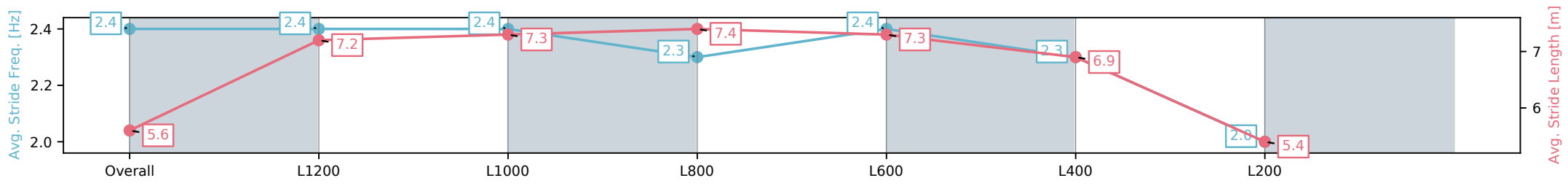
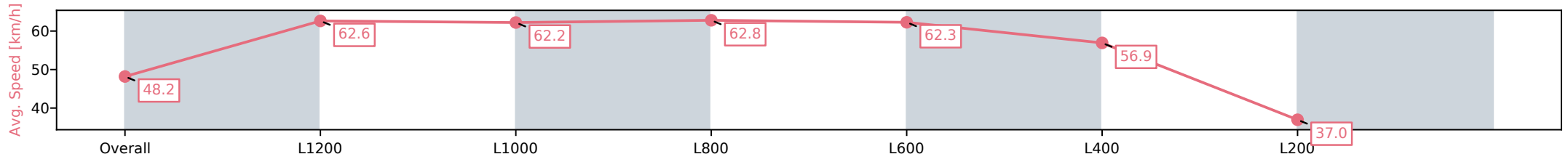
Morphettville Parks SA - Professional  
 Race 7: Sportsbet Rating 0-58 Handicap - 1400m



11 October 2024 - 6:32PM

Track Rating: Good 4, Weather: Fine, Rail Position: +6m Entire

Section	Overall	L1200	L1000	L800	L600	L400	L200
Section Times	1:33.61 [14] (0:14.95)	1:18.66 [11] (0:11.52)	1:07.14 [11] (0:11.73)	0:55.41 [12] (0:11.52)	0:43.89 [13] (0:11.66)	0:32.23 [13] (0:12.77)	0:19.46 [14] (0:19.46)
Average Speed [km/h]	48.2	62.6	62.2	62.8	62.3	56.9	37.0
Top Speed [km/h]	62.1	64.3	63.8	64.8	64.5	61.0	47.3
Avg. Dist. to Rail [m]	9.5	3.9	2.7	1.6	1.9	4.5	6.4
Avg. Stride Freq. [Hz]	2.4	2.4	2.4	2.3	2.4	2.3	2.0
Avg. Stride Length [m]	5.6	7.2	7.3	7.4	7.3	6.9	5.4



[ ] Ranking at each section and finish  
 -:-:- No data available at this section  
 NA No data available