



RACINGSA

# Morphettville SA

## Race 9: Sportsbet Same Race Multi Handicap - 1800m

05 October 2024 - 5:25PM



Morphettville

Track Rating: Good 4, Weather: Overcast, Rail Position: True

Section Field Times							Overall	L1600	L1400	L1200	L1000	L800		
							1:49.84 (0:14.39)	1:35.45 (0:11.68)	1:23.77 (0:12.10)	1:11.67 (0:12.18)	0:59.49 (0:12.23)	0:47.26 (0:12.19)		
Position	#	Horse/Jockey	Barrier	Top Speed [km/h]	Fastest Section	First 400m							Distance Travelled From Winner [m]	
1	12	<b>MOTORACE</b> Todd Pannell	12	63.9 600-400	0:11.42 400-200	0:26.15	1:49.84 (0:14.52)	1:35.32 [2] (0:11.63)	1:23.69 [2] (0:12.07)	1:11.62 [2] (0:12.14)	0:59.48 [2] (0:12.22)	0:47.26 [1] (0:12.18)		
2	14	<b>GHETTO SUPASTAR</b> Caitlin Jones	8	64.4 600-400	0:11.49 400-200	0:27.15	1:50.03 (0:15.21)	1:34.82 [9] (0:11.94)	1:22.88 [10] (0:12.14)	1:10.74 [10] (0:12.19)	0:58.55 [10] (0:11.78)	0:46.77 [10] (0:11.96)	+1	
3	2	<b>TIPPA</b> Rochelle Milnes	9	63.8 600-400	0:11.49 400-200	0:26.07	1:50.27 (0:14.39)	1:35.88 [1] (0:11.68)	1:24.20 [1] (0:12.09)	1:12.11 [1] (0:12.19)	0:59.92 [1] (0:12.27)	0:47.65 [2] (0:12.18)	-7	
4	3	<b>CRIMSON VINE</b> Jacob Opperman	1	63.3 600-400	0:11.60 400-200	0:26.83	1:50.67 (0:15.10)	1:35.57 [8] (0:11.73)	1:23.84 [6] (0:11.97)	1:11.87 [5] (0:11.98)	0:59.89 [5] (0:11.98)	0:47.91 [5] (0:12.22)	-4	
5	15	<b>SENTIMENTAL FLAME</b> Kayla Crowther	2	63.4 600-400	0:11.56 400-200	0:27.10	1:50.69 (0:15.21)	1:35.48 [10] (0:11.89)	1:23.59 [9] (0:11.95)	1:11.64 [9] (0:11.98)	0:59.66 [7] (0:11.93)	0:47.73 [6] (0:12.25)	-3	
6	8	<b>CROWN MINT</b> Alana Livesey	6	63.3 600-400	0:11.56 400-200	0:26.60	1:50.74 (0:14.77)	1:35.97 [4] (0:11.83)	1:24.14 [4] (0:12.24)	1:11.90 [6] (0:12.13)	0:59.77 [6] (0:12.06)	0:47.71 [8] (0:12.13)	+0	
7	10	<b>ON THE SCENT</b> Margaret Collett	3	63.3 1800-1600	0:11.73 400-200	0:26.84	1:50.80 (0:14.96)	1:35.84 [6] (0:11.88)	1:23.96 [7] (0:12.17)	1:11.79 [7] (0:12.25)	0:59.54 [9] (0:11.93)	0:47.61 [9] (0:12.22)	+3	
8	4	<b>MAGNETIC EDGE</b> Samuel Payne	13	64.2 600-400	0:11.61 400-200	0:27.48	1:50.86 (0:15.59)	1:35.27 [12] (0:11.89)	1:23.38 [12] (0:12.11)	1:11.27 [12] (0:12.17)	0:59.10 [12] (0:11.70)	0:47.40 [12] (0:12.08)	+2	
9	7	<b>AMMO AMOR</b> Teagan Voorham	11	62.4 800-600	0:11.86 1600-1400	0:26.38	1:51.03 (0:14.52)	1:36.51 [3] (0:11.86)	1:24.65 [3] (0:12.11)	1:12.54 [3] (0:12.14)	1:00.40 [3] (0:12.11)	0:48.29 [3] (0:12.14)	+1	
10	9	<b>MORTY</b> Justin Potter	4	62.0 600-400	0:11.80 400-200	0:26.90	1:51.07 (0:15.01)	1:36.06 [7] (0:11.89)	1:24.17 [8] (0:12.15)	1:12.02 [8] (0:12.06)	0:59.96 [8] (0:11.91)	0:48.05 [7] (0:12.08)	+4	

Scratched: Garachico (#1), Montepulciano (#6), Silent Don (#13)

Report Created: Sat 05 October 2024 18:15:49 GMT+10 (Note: Timing is based on positional data)

- [ ] Position in running at each section and finish
- #: Saddle cloth number
- :--:-- No data available at this section
- DNF Did not finish
- NA No data available
- DNT Did not track
- █ Background shading for fastest section



RACINGSA

# Morphettville SA

## Race 9: Sportsbet Same Race Multi Handicap - 1800m

05 October 2024 - 5:25PM

Track Rating: Good 4, Weather: Overcast, Rail Position: True



Morphettville

Section	Overall	L1600	L1400	L1200	L1000	L800
Field Times	1:49.84 (0:14.39)	1:35.45 (0:11.68)	1:23.77 (0:12.10)	1:11.67 (0:12.18)	0:59.49 (0:12.23)	0:47.26 (0:12.19)

Position	#	Horse/Jockey	Barrier	Top Speed [km/h]	Fastest Section	First 400m	Overall	L1600	L1400	L1200	L1000	L800	Distance Travelled From Winner [m]
11	16	<b>SET TO PROPHET</b>	7	62.2	0:11.81	0:26.64	1:51.09	1:36.30 [5]	1:24.45 [5]	1:12.43 [4]	1:00.36 [4]	0:48.34 [4]	+5
		Taylor Johnstone		800-600	400-200		(0:14.79)	(0:11.85)	(0:12.02)	(0:12.07)	(0:12.02)	(0:12.10)	
12	11	<b>SHAKESPEARE</b>	5	62.8	0:11.70	0:27.46	1:51.11	1:35.69 [11]	1:23.65 [11]	1:11.55 [11]	0:59.55 [11]	0:47.85 [11]	-5
		Matthew Chadwick		600-400	1000-800		(0:15.42)	(0:12.04)	(0:12.10)	(0:12.00)	(0:11.70)	(0:12.21)	
13	5	<b>DUAL FUEL</b>	10	63.9	0:11.53	0:27.72	1:51.35	1:35.50 [13]	1:23.63 [13]	1:11.53 [13]	0:59.42 [13]	0:47.89 [13]	+6
		Zac Spain		1200-1000	1000-800		(0:15.85)	(0:11.87)	(0:12.10)	(0:12.11)	(0:11.53)	(0:11.90)	

Scratched: Garachico (#1), Montepulciano (#6), Silent Don (#13)

- [ ] Position in running at each section and finish
- #: Saddle cloth number
- :--:-- No data available at this section
- DNF Did not finish
- NA No data available
- DNT Did not track
- █ Background shading for fastest section



RACINGSA

Morphettville SA
Race 9: Sportsbet Same Race Multi Handicap - 1800m
05 October 2024 - 5:25PM

Track Rating: Good 4, Weather: Overcast, Rail Position: True



Morphettville

Section

Field Times

L600 0:35.07 (0:11.80)
L400 0:23.28 (0:11.42)
L200 0:11.85 (0:11.85)

Table with columns: Position, #, Horse/Jockey, Barrier, Top Speed [km/h], Fastest Section, First 400m, Margin, Distance Travelled From Winner [m]. Contains 10 rows of race data.

Scratched: Garachico (#1), Montepulciano (#6), Silent Don (#13)

- [ ] Position in running at each section and finish
# Saddle cloth number
-:-:- No data available at this section
DNF Did not finish
NA No data available
DNT Did not track
[ ] Background shading for fastest section



RACINGSA

Morphettville SA  
Race 9: Sportsbet Same Race Multi Handicap - 1800m  
05 October 2024 - 5:25PM

Track Rating: Good 4, Weather: Overcast, Rail Position: True



Morphettville

Section	L600	L400	L200
Field Times	0:35.07 (0:11.80)	0:23.28 (0:11.42)	0:11.85 (0:11.85)

Position	#	Horse/Jockey	Barrier	Top Speed [km/h]	Fastest Section	First 400m	L600	L400	L200	Margin	Distance Travelled From Winner [m]
11	16	SET TO PROPHET	7	62.2	0:11.81	0:26.64	0:36.24 [3]	0:24.38 [3]	0:12.57 [6]	7.8L	+5
		Taylor Johnstone		800-600	400-200		(0:11.86)	(0:11.81)	(0:12.56)		
12	11	SHAKESPEARE	5	62.8	0:11.70	0:27.46	0:35.64 [12]	0:23.91 [12]	0:12.13 [13]	0.0L	-5
		Matthew Chadwick		600-400	1000-800		(0:11.73)	(0:11.78)	(0:12.13)		
13	5	DUAL FUEL	10	63.9	0:11.53	0:27.72	0:35.99 [10]	0:24.24 [10]	0:12.56 [10]	9.5L	+6
		Zac Spain		1200-1000	1000-800		(0:11.75)	(0:11.68)	(0:12.56)		

Scratched: Garachico (#1), Montepulciano (#6), Silent Don (#13)

- [ ] Position in running at each section and finish
- #: Saddle cloth number
- :--:-- No data available at this section
- DNF Did not finish
- NA No data available
- DNT Did not track
- █ Background shading for fastest section

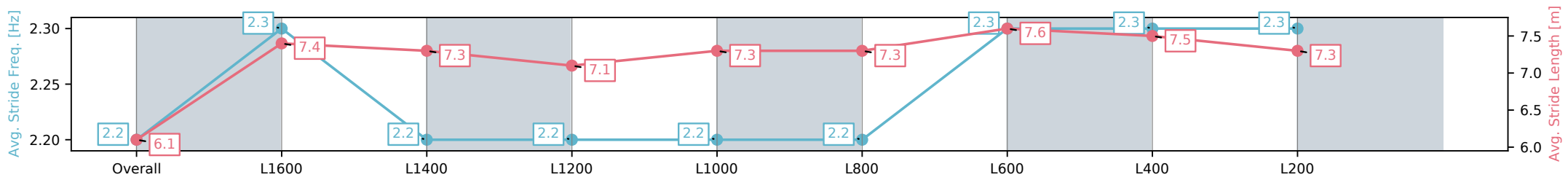
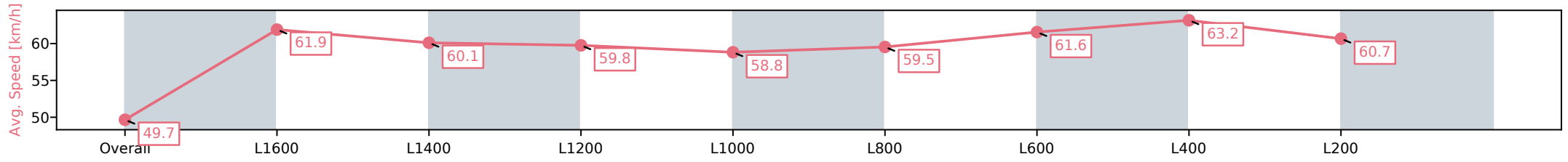
Horse/Jockey Name	MOTORACE/Todd Pannell
Finish Rank	1
Fastest Section Time (Section)	0:11.42 (L400)
Top Speed [km/h] (Section)	63.9 (L600)
Race State	Finished



Morphettville SA - Professional  
 Race 9: Sportsbet Same Race Multi Handicap - 1800m  
 05 October 2024 - 5:25PM  
 Track Rating: Good 4, Weather: Overcast, Rail Position: True



Section	Overall	L1600	L1400	L1200	L1000	L800	L600	L400	L200
Section Times	1:49.84 [1] (0:14.52)	1:35.32 [2] (0:11.63)	1:23.69 [2] (0:12.07)	1:11.62 [2] (0:12.14)	0:59.48 [2] (0:12.22)	0:47.26 [1] (0:12.18)	0:35.08 [1] (0:11.80)	0:23.28 [1] (0:11.42)	0:11.86 [1] (0:11.86)
Average Speed [km/h]	49.7	61.9	60.1	59.8	58.8	59.5	61.6	63.2	60.7
Top Speed [km/h]	63.0	63.4	60.9	60.0	59.5	60.8	62.9	63.9	63.5
Avg. Dist. to Rail [m]	9.2	3.5	2.4	1.6	2.1	1.8	1.4	2.4	3.6
Avg. Stride Freq. [Hz]	2.2	2.3	2.2	2.2	2.2	2.2	2.3	2.3	2.3
Avg. Stride Length [m]	6.1	7.4	7.3	7.1	7.3	7.3	7.6	7.5	7.3



[ ] Ranking at each section and finish  
 -:-:- No data available at this section  
 NA No data available

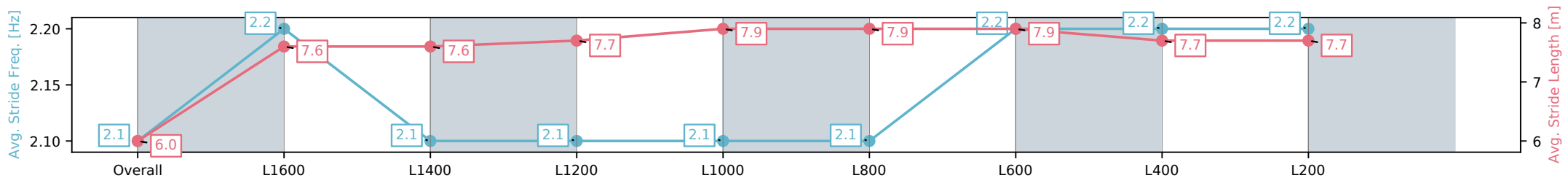
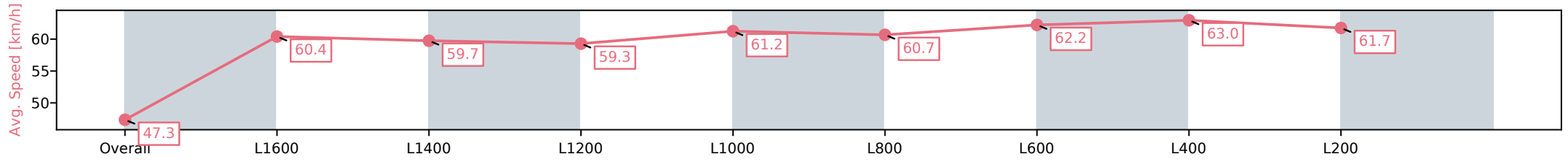
Horse/Jockey Name	GHETTO SUPASTAR/Caitlin Jones
Finish Rank	2
Fastest Section Time (Section)	0:11.49 (L400)
Top Speed [km/h] (Section)	64.4 (L600)
Race State	Finished



Morphettville SA - Professional  
 Race 9: Sportsbet Same Race Multi Handicap - 1800m  
 05 October 2024 - 5:25PM  
 Track Rating: Good 4, Weather: Overcast, Rail Position: True



Section	Overall	L1600	L1400	L1200	L1000	L800	L600	L400	L200
Section Times	1:50.03 [2] (0:15.21)	1:34.82 [9] (0:11.94)	1:22.88 [10] (0:12.14)	1:10.74 [10] (0:12.19)	0:58.55 [10] (0:11.78)	0:46.77 [10] (0:11.96)	0:34.81 [9] (0:11.66)	0:23.15 [7] (0:11.49)	0:11.66 [3] (0:11.66)
Average Speed [km/h]	47.3	60.4	59.7	59.3	61.2	60.7	62.2	63.0	61.7
Top Speed [km/h]	58.8	61.4	60.6	60.4	62.5	62.3	62.8	64.4	63.1
Avg. Dist. to Rail [m]	5.9	2.8	2.2	1.4	2.3	2.5	1.6	4.3	5.2
Avg. Stride Freq. [Hz]	2.1	2.2	2.1	2.1	2.1	2.1	2.2	2.2	2.2
Avg. Stride Length [m]	6.0	7.6	7.6	7.7	7.9	7.9	7.9	7.7	7.7



[ ] Ranking at each section and finish  
 -:-:- No data available at this section  
 NA No data available

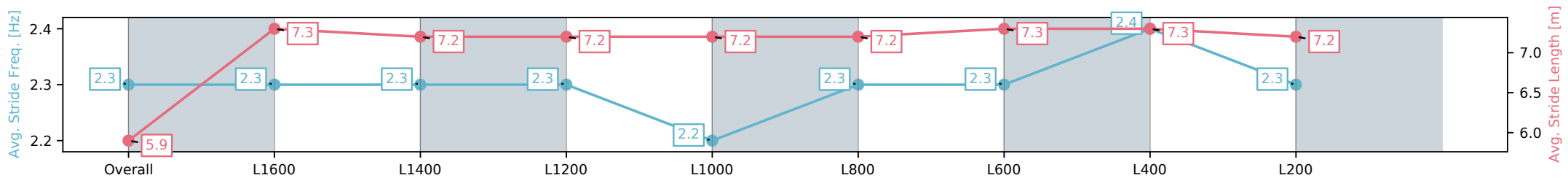
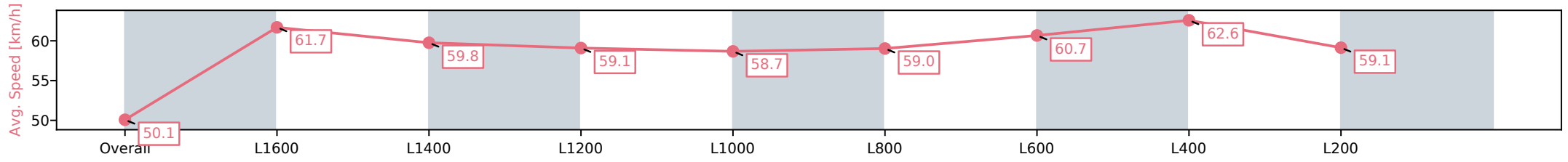
Horse/Jockey Name	TIPPA/Rochelle Milnes
Finish Rank	3
Fastest Section Time (Section)	0:11.49 (L400)
Top Speed [km/h] (Section)	63.8 (L600)
Race State	Finished



Morphettville SA - Professional  
 Race 9: Sportsbet Same Race Multi Handicap - 1800m  
 05 October 2024 - 5:25PM  
 Track Rating: Good 4, Weather: Overcast, Rail Position: True



Section	Overall	L1600	L1400	L1200	L1000	L800	L600	L400	L200
Section Times	1:50.27 [3] (0:14.39)	1:35.88 [1] (0:11.68)	1:24.20 [1] (0:12.09)	1:12.11 [1] (0:12.19)	0:59.92 [1] (0:12.27)	0:47.65 [2] (0:12.18)	0:35.47 [2] (0:11.80)	0:23.67 [2] (0:11.49)	0:12.18 [2] (0:12.18)
Average Speed [km/h]	50.1	61.7	59.8	59.1	58.7	59.0	60.7	62.6	59.1
Top Speed [km/h]	62.8	62.7	61.0	59.8	59.9	60.4	62.6	63.8	61.1
Avg. Dist. to Rail [m]	5.7	1.2	1.1	0.3	0.9	0.6	1.0	0.8	1.4
Avg. Stride Freq. [Hz]	2.3	2.3	2.3	2.3	2.2	2.3	2.3	2.4	2.3
Avg. Stride Length [m]	5.9	7.3	7.2	7.2	7.2	7.2	7.3	7.3	7.2



[ ] Ranking at each section and finish  
 -:-:- No data available at this section  
 NA No data available

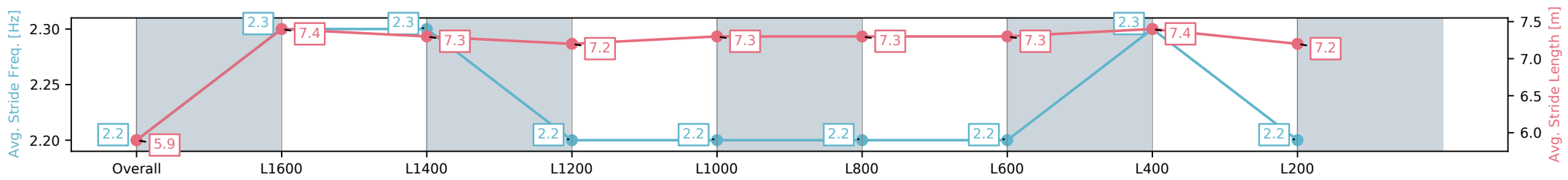
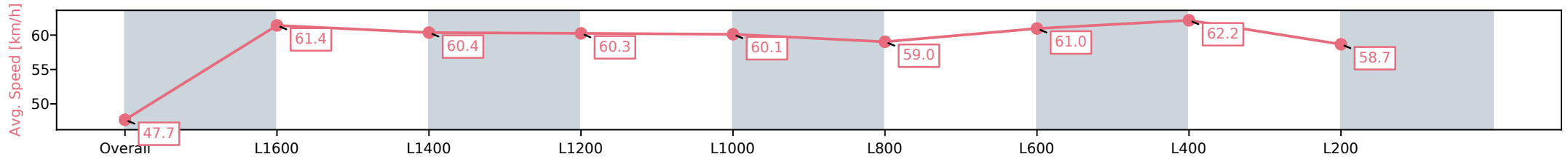
Horse/Jockey Name	CRIMSON VINE/Jacob Opperman
Finish Rank	4
Fastest Section Time (Section)	0:11.60 (L400)
Top Speed [km/h] (Section)	63.3 (L600)
Race State	Finished



Morphettville SA - Professional  
 Race 9: Sportsbet Same Race Multi Handicap - 1800m  
 05 October 2024 - 5:25PM  
 Track Rating: Good 4, Weather: Overcast, Rail Position: True



Section	Overall	L1600	L1400	L1200	L1000	L800	L600	L400	L200
Section Times	1:50.67 [4] (0:15.10)	1:35.57 [8] (0:11.73)	1:23.84 [6] (0:11.97)	1:11.87 [5] (0:11.98)	0:59.89 [5] (0:11.98)	0:47.91 [5] (0:12.22)	0:35.69 [5] (0:11.82)	0:23.87 [5] (0:11.60)	0:12.27 [5] (0:12.27)
Average Speed [km/h]	47.7	61.4	60.4	60.3	60.1	59.0	61.0	62.2	58.7
Top Speed [km/h]	60.5	62.9	61.4	60.6	61.0	60.8	62.0	63.3	60.7
Avg. Dist. to Rail [m]	0.7	1.0	1.0	0.8	1.2	0.7	0.2	2.6	4.1
Avg. Stride Freq. [Hz]	2.2	2.3	2.3	2.2	2.2	2.2	2.2	2.3	2.2
Avg. Stride Length [m]	5.9	7.4	7.3	7.2	7.3	7.3	7.3	7.4	7.2



[ ] Ranking at each section and finish  
 -:-:- No data available at this section  
 NA No data available



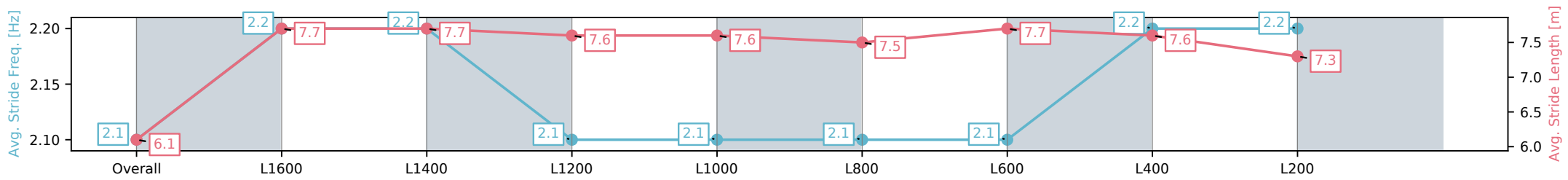
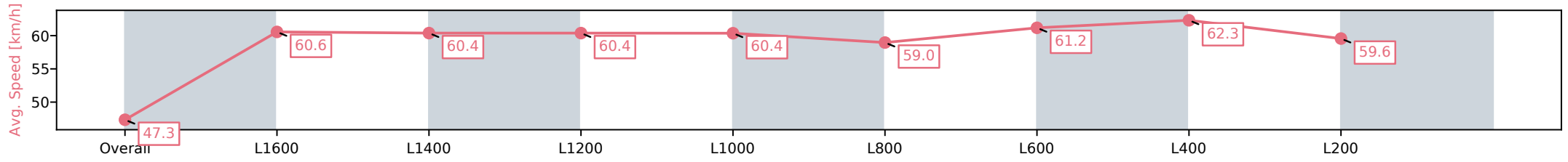
Horse/Jockey Name	SENTIMENTAL FLAME/Kayla Crowther
Finish Rank	5
Fastest Section Time (Section)	0:11.56 (L400)
Top Speed [km/h] (Section)	63.4 (L600)
Race State	Finished



Morphettville SA - Professional  
 Race 9: Sportsbet Same Race Multi Handicap - 1800m  
 05 October 2024 - 5:25PM  
 Track Rating: Good 4, Weather: Overcast, Rail Position: True



Section	Overall	L1600	L1400	L1200	L1000	L800	L600	L400	L200
Section Times	1:50.69 [5] (0:15.21)	1:35.48 [10] (0:11.89)	1:23.59 [9] (0:11.95)	1:11.64 [9] (0:11.98)	0:59.66 [7] (0:11.93)	0:47.73 [6] (0:12.25)	0:35.48 [8] (0:11.81)	0:23.67 [9] (0:11.56)	0:12.10 [7] (0:12.10)
Average Speed [km/h]	47.3	60.6	60.4	60.4	60.4	59.0	61.2	62.3	59.6
Top Speed [km/h]	59.9	61.4	61.9	61.3	61.1	61.3	62.0	63.4	61.9
Avg. Dist. to Rail [m]	2.5	1.6	1.1	0.9	1.0	0.9	0.7	1.3	1.8
Avg. Stride Freq. [Hz]	2.1	2.2	2.2	2.1	2.1	2.1	2.1	2.2	2.2
Avg. Stride Length [m]	6.1	7.7	7.7	7.6	7.6	7.5	7.7	7.6	7.3



[ ] Ranking at each section and finish  
 -:-:- No data available at this section  
 NA No data available

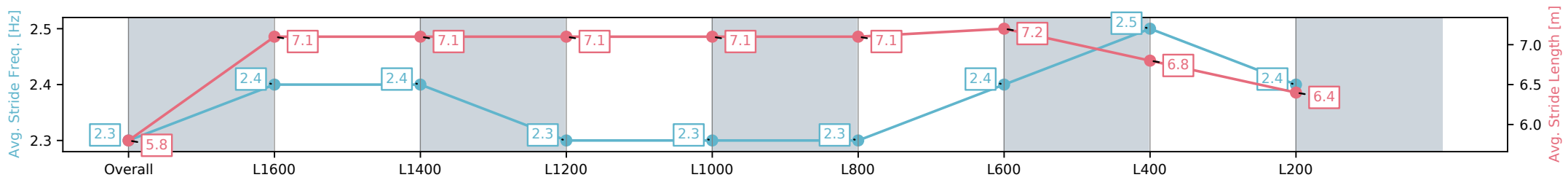
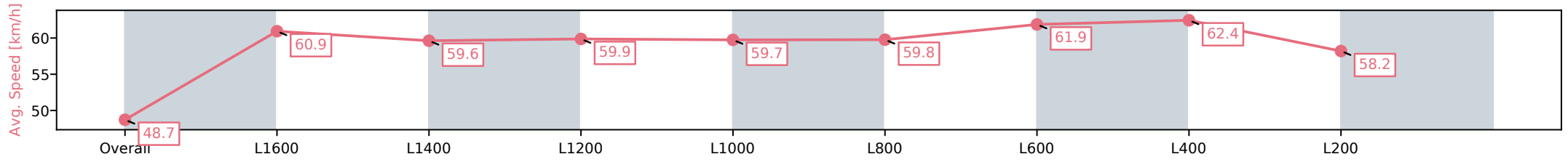
Horse/Jockey Name	CROWN MINT/Alana Livesey
Finish Rank	6
Fastest Section Time (Section)	0:11.56 (L400)
Top Speed [km/h] (Section)	63.3 (L600)
Race State	Finished



Morphettville SA - Professional  
 Race 9: Sportsbet Same Race Multi Handicap - 1800m  
 05 October 2024 - 5:25PM  
 Track Rating: Good 4, Weather: Overcast, Rail Position: True



Section	Overall	L1600	L1400	L1200	L1000	L800	L600	L400	L200
Section Times	1:50.74 [6] (0:14.77)	1:35.97 [4] (0:11.83)	1:24.14 [4] (0:12.24)	1:11.90 [6] (0:12.13)	0:59.77 [6] (0:12.06)	0:47.71 [8] (0:12.13)	0:35.58 [7] (0:11.68)	0:23.90 [6] (0:11.56)	0:12.34 [4] (0:12.34)
Average Speed [km/h]	48.7	60.9	59.6	59.9	59.7	59.8	61.9	62.4	58.2
Top Speed [km/h]	61.6	62.4	60.5	61.6	61.2	60.9	63.0	63.3	61.2
Avg. Dist. to Rail [m]	4.6	2.8	3.8	2.3	2.0	1.7	0.9	2.6	5.4
Avg. Stride Freq. [Hz]	2.3	2.4	2.4	2.3	2.3	2.3	2.4	2.5	2.4
Avg. Stride Length [m]	5.8	7.1	7.1	7.1	7.1	7.1	7.2	6.8	6.4



[ ] Ranking at each section and finish  
 -:-:- No data available at this section  
 NA No data available

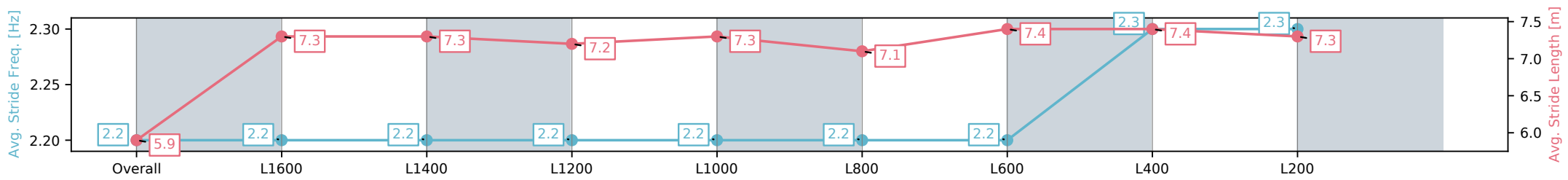
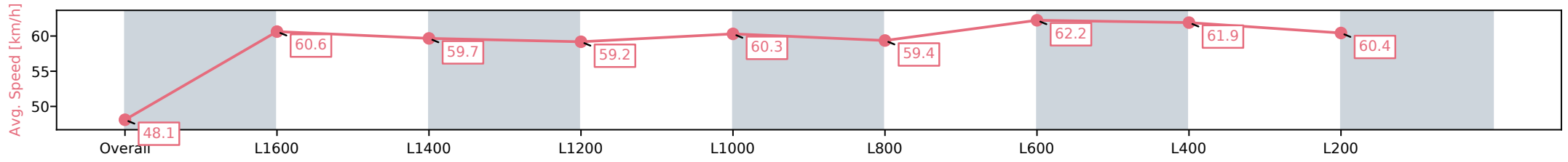
Horse/Jockey Name	ON THE SCENT/Margaret Collett
Finish Rank	7
Fastest Section Time (Section)	0:11.73 (L400)
Top Speed [km/h] (Section)	63.3 (Overall)
Race State	Finished



Morphettville SA - Professional  
 Race 9: Sportsbet Same Race Multi Handicap - 1800m  
 05 October 2024 - 5:25PM  
 Track Rating: Good 4, Weather: Overcast, Rail Position: True



Section	Overall	L1600	L1400	L1200	L1000	L800	L600	L400	L200
Section Times	1:50.80 [7] (0:14.96)	1:35.84 [6] (0:11.88)	1:23.96 [7] (0:12.17)	1:11.79 [7] (0:12.25)	0:59.54 [9] (0:11.93)	0:47.61 [9] (0:12.22)	0:35.39 [11] (0:11.75)	0:23.64 [11] (0:11.73)	0:11.91 [12] (0:11.91)
Average Speed [km/h]	48.1	60.6	59.7	59.2	60.3	59.4	62.2	61.9	60.4
Top Speed [km/h]	60.5	63.3	60.2	60.2	61.0	60.7	63.1	62.2	62.2
Avg. Dist. to Rail [m]	2.3	2.3	2.2	1.8	2.1	2.1	3.0	6.4	6.6
Avg. Stride Freq. [Hz]	2.2	2.2	2.2	2.2	2.2	2.2	2.2	2.3	2.3
Avg. Stride Length [m]	5.9	7.3	7.3	7.2	7.3	7.3	7.4	7.4	7.3



[ ] Ranking at each section and finish  
 -:-:- No data available at this section  
 NA No data available

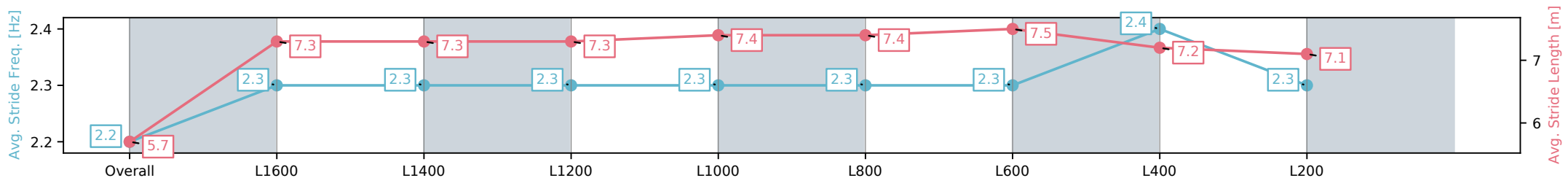
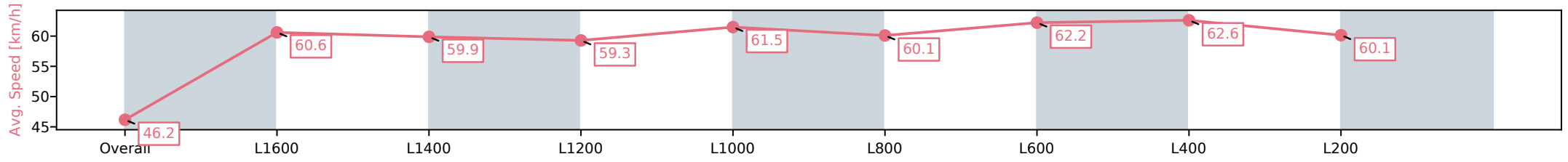
Horse/Jockey Name	MAGNETIC EDGE/Samuel Payne
Finish Rank	8
Fastest Section Time (Section)	0:11.61 (L400)
Top Speed [km/h] (Section)	64.2 (L600)
Race State	Finished



Morphettville SA - Professional  
 Race 9: Sportsbet Same Race Multi Handicap - 1800m  
 05 October 2024 - 5:25PM  
 Track Rating: Good 4, Weather: Overcast, Rail Position: True



Section	Overall	L1600	L1400	L1200	L1000	L800	L600	L400	L200
Section Times	1:50.86 [8] (0:15.59)	1:35.27 [12] (0:11.89)	1:23.38 [12] (0:12.11)	1:11.27 [12] (0:12.17)	0:59.10 [12] (0:11.70)	0:47.40 [12] (0:12.08)	0:35.32 [13] (0:11.74)	0:23.58 [13] (0:11.61)	0:11.97 [11] (0:11.97)
Average Speed [km/h]	46.2	60.6	59.9	59.3	61.5	60.1	62.2	62.6	60.1
Top Speed [km/h]	59.9	61.4	60.7	60.7	63.5	62.7	63.7	64.2	64.0
Avg. Dist. to Rail [m]	6.6	2.3	1.9	0.5	1.0	1.9	3.0	7.2	8.5
Avg. Stride Freq. [Hz]	2.2	2.3	2.3	2.3	2.3	2.3	2.3	2.4	2.3
Avg. Stride Length [m]	5.7	7.3	7.3	7.3	7.4	7.4	7.5	7.2	7.1



[ ] Ranking at each section and finish  
 -:-:- No data available at this section  
 NA No data available

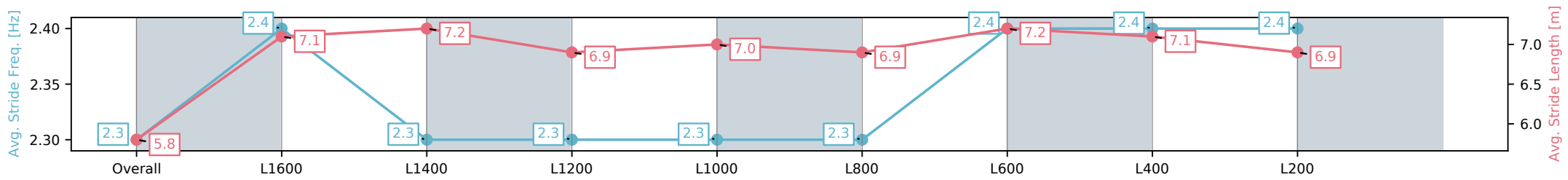
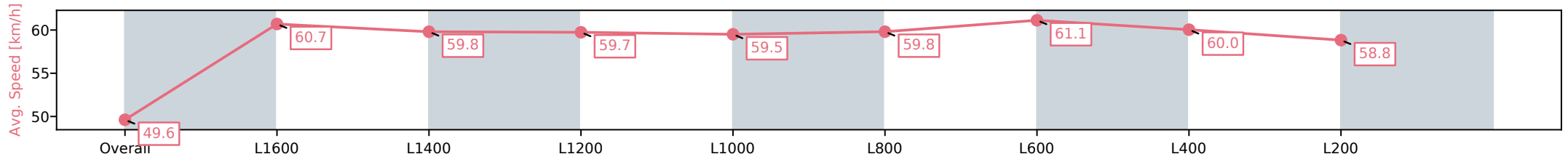
Horse/Jockey Name	AMMO AMOR/Teagan Voorham
Finish Rank	9
Fastest Section Time (Section)	0:11.86 (L1600)
Top Speed [km/h] (Section)	62.4 (L800)
Race State	Finished



Morphettville SA - Professional  
 Race 9: Sportsbet Same Race Multi Handicap - 1800m  
 05 October 2024 - 5:25PM  
 Track Rating: Good 4, Weather: Overcast, Rail Position: True



Section	Overall	L1600	L1400	L1200	L1000	L800	L600	L400	L200
Section Times	1:51.03 [9] (0:14.52)	1:36.51 [3] (0:11.86)	1:24.65 [3] (0:12.11)	1:12.54 [3] (0:12.14)	1:00.40 [3] (0:12.11)	0:48.29 [3] (0:12.14)	0:36.15 [4] (0:11.89)	0:24.26 [4] (0:12.02)	0:12.24 [9] (0:12.24)
Average Speed [km/h]	49.6	60.7	59.8	59.7	59.5	59.8	61.1	60.0	58.8
Top Speed [km/h]	61.9	62.3	60.3	60.6	60.0	61.0	62.4	61.2	60.6
Avg. Dist. to Rail [m]	6.0	1.6	1.6	1.9	2.2	2.6	1.8	3.2	3.3
Avg. Stride Freq. [Hz]	2.3	2.4	2.3	2.3	2.3	2.3	2.4	2.4	2.4
Avg. Stride Length [m]	5.8	7.1	7.2	6.9	7.0	6.9	7.2	7.1	6.9



[ ] Ranking at each section and finish  
 -:-:- No data available at this section  
 NA No data available

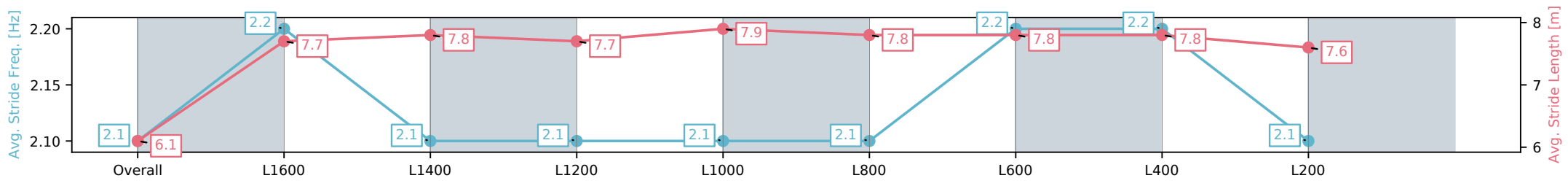
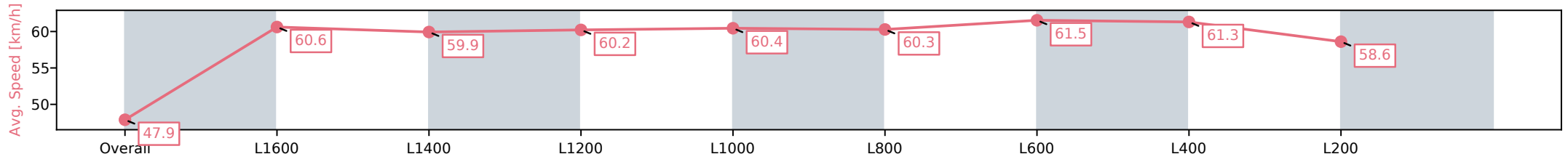
Horse/Jockey Name	MORTY/Justin Potter
Finish Rank	10
Fastest Section Time (Section)	0:11.80 (L400)
Top Speed [km/h] (Section)	62.0 (L600)
Race State	Finished



Morphettville SA - Professional  
 Race 9: Sportsbet Same Race Multi Handicap - 1800m  
 05 October 2024 - 5:25PM  
 Track Rating: Good 4, Weather: Overcast, Rail Position: True



Section	Overall	L1600	L1400	L1200	L1000	L800	L600	L400	L200
Section Times	1:51.07 [10] (0:15.01)	1:36.06 [7] (0:11.89)	1:24.17 [8] (0:12.15)	1:12.02 [8] (0:12.06)	0:59.96 [8] (0:11.91)	0:48.05 [7] (0:12.08)	0:35.97 [6] (0:11.89)	0:24.08 [8] (0:11.80)	0:12.28 [8] (0:12.28)
Average Speed [km/h]	47.9	60.6	59.9	60.2	60.4	60.3	61.5	61.3	58.6
Top Speed [km/h]	60.6	61.9	60.6	61.2	61.1	61.4	62.0	62.0	60.9
Avg. Dist. to Rail [m]	3.9	3.4	3.2	2.1	2.7	3.3	2.7	6.4	7.6
Avg. Stride Freq. [Hz]	2.1	2.2	2.1	2.1	2.1	2.1	2.2	2.2	2.1
Avg. Stride Length [m]	6.1	7.7	7.8	7.7	7.9	7.8	7.8	7.8	7.6



[ ] Ranking at each section and finish  
 -:-:- No data available at this section  
 NA No data available

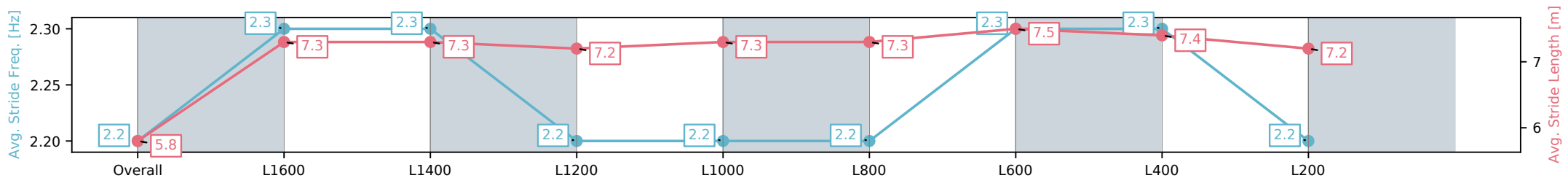
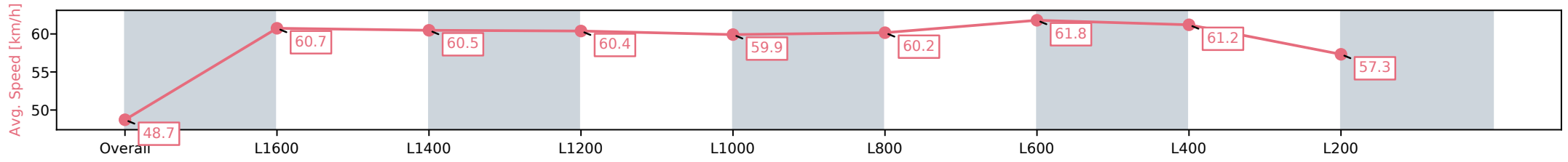
Horse/Jockey Name	SET TO PROPHET/Taylor Johnstone
Finish Rank	11
Fastest Section Time (Section)	0:11.81 (L400)
Top Speed [km/h] (Section)	62.2 (L800)
Race State	Finished



Morphettville SA - Professional  
 Race 9: Sportsbet Same Race Multi Handicap - 1800m  
 05 October 2024 - 5:25PM  
 Track Rating: Good 4, Weather: Overcast, Rail Position: True



Section	Overall	L1600	L1400	L1200	L1000	L800	L600	L400	L200
Section Times	1:51.09 [11] (0:14.79)	1:36.30 [5] (0:11.85)	1:24.45 [5] (0:12.02)	1:12.43 [4] (0:12.07)	1:00.36 [4] (0:12.02)	0:48.34 [4] (0:12.10)	0:36.24 [3] (0:11.86)	0:24.38 [3] (0:11.81)	0:12.57 [6] (0:12.56)
Average Speed [km/h]	48.7	60.7	60.5	60.4	59.9	60.2	61.8	61.2	57.3
Top Speed [km/h]	61.3	62.0	61.4	61.3	61.0	61.6	62.2	62.0	59.2
Avg. Dist. to Rail [m]	5.4	3.1	3.2	2.8	3.1	3.5	3.1	4.7	4.7
Avg. Stride Freq. [Hz]	2.2	2.3	2.3	2.2	2.2	2.2	2.3	2.3	2.2
Avg. Stride Length [m]	5.8	7.3	7.3	7.2	7.3	7.3	7.5	7.4	7.2



[ ] Ranking at each section and finish  
 -:-:- No data available at this section  
 NA No data available

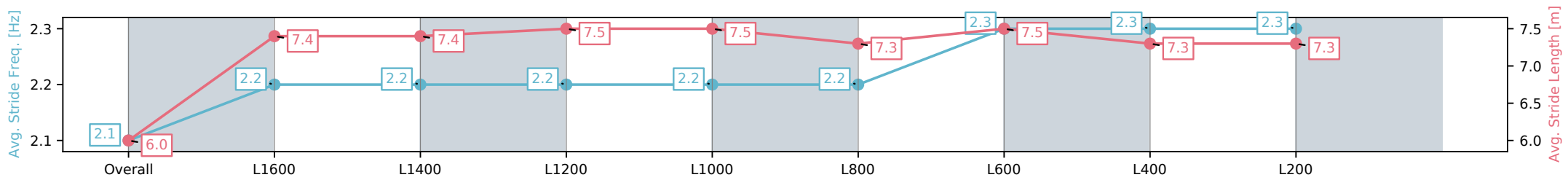
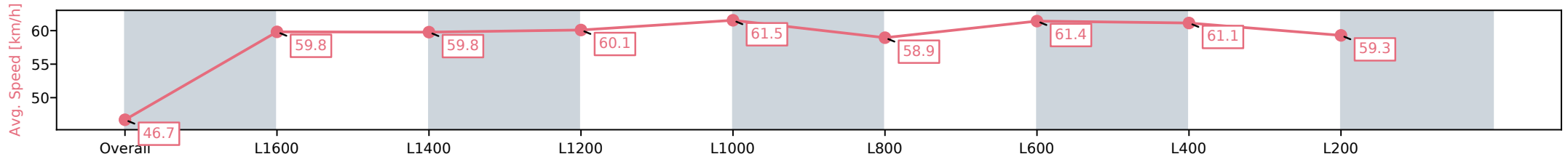
Horse/Jockey Name	SHAKESPEARE/Matthew Chadwick
Finish Rank	12
Fastest Section Time (Section)	0:11.70 (L1000)
Top Speed [km/h] (Section)	62.8 (L600)
Race State	Finished



Morphettville SA - Professional  
 Race 9: Sportsbet Same Race Multi Handicap - 1800m  
 05 October 2024 - 5:25PM  
 Track Rating: Good 4, Weather: Overcast, Rail Position: True



Section	Overall	L1600	L1400	L1200	L1000	L800	L600	L400	L200
Section Times	1:51.11 [12] (0:15.42)	1:35.69 [11] (0:12.04)	1:23.65 [11] (0:12.10)	1:11.55 [11] (0:12.00)	0:59.55 [11] (0:11.70)	0:47.85 [11] (0:12.21)	0:35.64 [12] (0:11.73)	0:23.91 [12] (0:11.78)	0:12.13 [13] (0:12.13)
Average Speed [km/h]	46.7	59.8	59.8	60.1	61.5	58.9	61.4	61.1	59.3
Top Speed [km/h]	59.8	61.4	60.9	61.0	62.2	61.5	62.2	62.8	61.2
Avg. Dist. to Rail [m]	4.4	1.5	1.3	0.4	0.7	0.2	0.3	2.1	3.7
Avg. Stride Freq. [Hz]	2.1	2.2	2.2	2.2	2.2	2.2	2.3	2.3	2.3
Avg. Stride Length [m]	6.0	7.4	7.4	7.5	7.5	7.3	7.5	7.3	7.3



[ ] Ranking at each section and finish  
 -:-:- No data available at this section  
 NA No data available



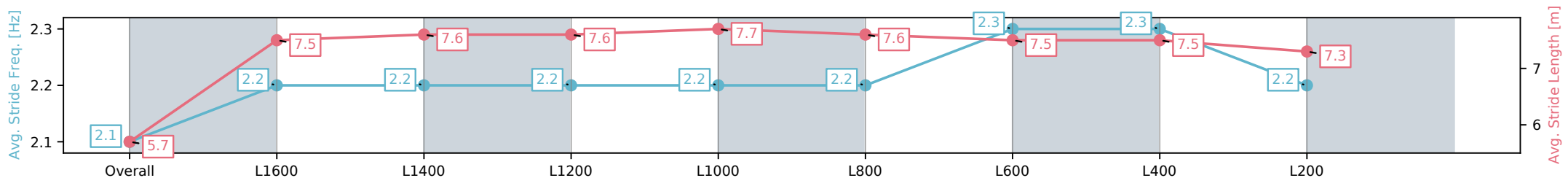
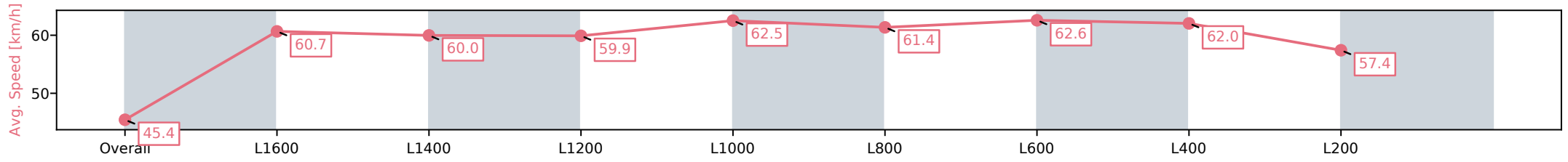
Horse/Jockey Name	DUAL FUEL/Zac Spain
Finish Rank	13
Fastest Section Time (Section)	0:11.53 (L1000)
Top Speed [km/h] (Section)	63.9 (L1200)
Race State	Finished



Morphettville SA - Professional  
 Race 9: Sportsbet Same Race Multi Handicap - 1800m  
 05 October 2024 - 5:25PM  
 Track Rating: Good 4, Weather: Overcast, Rail Position: True



Section	Overall	L1600	L1400	L1200	L1000	L800	L600	L400	L200
Section Times	1:51.35 [13] (0:15.85)	1:35.50 [13] (0:11.87)	1:23.63 [13] (0:12.10)	1:11.53 [13] (0:12.11)	0:59.42 [13] (0:11.53)	0:47.89 [13] (0:11.90)	0:35.99 [10] (0:11.75)	0:24.24 [10] (0:11.68)	0:12.56 [10] (0:12.56)
Average Speed [km/h]	45.4	60.7	60.0	59.9	62.5	61.4	62.6	62.0	57.4
Top Speed [km/h]	60.4	62.0	61.8	61.0	63.9	63.0	63.6	63.7	60.3
Avg. Dist. to Rail [m]	5.6	2.7	2.5	2.0	2.7	3.5	4.0	6.9	8.4
Avg. Stride Freq. [Hz]	2.1	2.2	2.2	2.2	2.2	2.2	2.3	2.3	2.2
Avg. Stride Length [m]	5.7	7.5	7.6	7.6	7.7	7.6	7.5	7.5	7.3



[ ] Ranking at each section and finish  
 -:-:- No data available at this section  
 NA No data available