



RACINGSA

# Morphettville SA

Race 8: Twilight Racing October 11th at Morphettville Handicap - 1050m

05 October 2024 - 4:48PM

Track Rating: Good 4, Weather: Overcast, Rail Position: True



Morphettville

Section Field Times							Overall	L1000	L800	L600	L400	L200		
							1:00.94 (0:05.39)	0:55.55 (0:11.17)	0:44.39 (0:10.81)	0:33.57 (0:11.08)	0:22.50 (0:10.97)	0:11.53 (0:11.53)		
Position	#	Horse/Jockey	Barrier	Top Speed [km/h]	Fastest Section	First 400m						Margin	Distance Travelled From Winner [m]	
1	2	<b>SANTASTICO</b> Rochelle Milnes	6	68.4 1000-800	0:10.73 800-600	0:24.82	1:00.94 (0:05.66)	0:55.28 [3] (0:11.10)	0:44.18 [2] (0:10.73)	0:33.45 [2] (0:11.03)	0:22.42 [3] (0:10.89)	0:11.53 [1] (0:11.53)	1:00.94	
2	7	<b>GEMINGA</b> Todd Pannell	11	68.0 1000-800	0:10.81 800-600	0:25.27	1:00.97 (0:05.71)	0:55.26 [4] (0:11.44)	0:43.82 [8] (0:10.81)	0:33.01 [7] (0:10.87)	0:22.14 [7] (0:10.83)	0:11.31 [5] (0:11.31)	0.2L	+5
3	18	<b>MISLUDI</b> Lachlan Neindorf	2	67.3 1000-800	0:10.81 800-600	0:25.06	1:00.99 (0:05.72)	0:55.27 [5] (0:11.28)	0:43.99 [5] (0:10.81)	0:33.18 [5] (0:10.94)	0:22.24 [5] (0:10.99)	0:11.25 [7] (0:11.25)	0.4L	-3
4	3	<b>WINNING REVOLUTION</b> Taylor Johnstone	10	69.0 1000-800	0:10.72 800-600	0:25.35	1:01.00 (0:05.92)	0:55.08 [10] (0:11.39)	0:43.69 [10] (0:10.72)	0:32.97 [10] (0:10.93)	0:22.04 [11] (0:10.76)	0:11.28 [6] (0:11.28)	0.4L	+9
5	16	<b>MADAME MASERATI</b> Zac Spain	4	68.0 600-400	0:10.85 800-600	0:25.00	1:01.01 (0:05.74)	0:55.27 [7] (0:11.14)	0:44.13 [4] (0:10.85)	0:33.28 [4] (0:11.01)	0:22.27 [4] (0:10.86)	0:11.41 [4] (0:11.41)	0.5L	+2
6	14	<b>HOOKED ON WEALTH</b> Ben Price	9	68.8 1000-800	0:10.79 800-600	0:25.39	1:01.03 (0:05.83)	0:55.20 [9] (0:11.42)	0:43.78 [9] (0:10.79)	0:32.99 [11] (0:10.91)	0:22.08 [9] (0:10.90)	0:11.18 [9] (0:11.18)	0.6L	+6
7	5	<b>SHOOTOOSE</b> Jacob Opperman	8	67.3 800-600	0:10.84 800-600	0:25.20	1:01.37 (0:05.72)	0:55.65 [6] (0:11.36)	0:44.29 [7] (0:10.84)	0:33.45 [6] (0:11.04)	0:22.41 [10] (0:10.91)	0:11.50 [10] (0:11.50)	3.0L	+3
8	4	<b>BRISTLER</b> Alana Livesey	1	67.7 1000-800	0:10.81 800-600	0:24.61	1:01.38 (0:05.39)	0:55.99 [1] (0:11.16)	0:44.83 [1] (0:10.81)	0:34.02 [1] (0:11.08)	0:22.94 [1] (0:11.11)	0:11.83 [2] (0:11.83)	3.0L	-1
9	17	<b>MINE ALL MINE</b> Dom Tournour	7	68.1 1000-800	0:10.83 600-400	0:25.31	1:01.39 (0:05.63)	0:55.76 [2] (0:11.45)	0:44.31 [6] (0:10.89)	0:33.42 [8] (0:10.83)	0:22.59 [6] (0:10.99)	0:11.60 [8] (0:11.60)	3.1L	+2
10	8	<b>GRAND HOST</b> Kayla Crowther	5	67.8 1200-1000	0:10.82 800-600	0:24.97	1:01.60 (0:05.74)	0:55.86 [8] (0:11.03)	0:44.83 [3] (0:10.82)	0:34.01 [3] (0:10.88)	0:23.13 [2] (0:11.12)	0:12.01 [3] (0:12.01)	4.5L	-1

Scratched: Old Time Rock (#1), Subsix (#6), Vintage Star (#9), Overstated (#10), Magic Field (#11), Qeyaady (#12), Fully Calculated (#15)

Report Created: Sat 05 October 2024 17:35:06 GMT+10 (Note: Timing is based on positional data)

- [ ] Position in running at each section and finish
- #: Saddle cloth number
- : No data available at this section
- DNF: Did not finish
- NA: No data available
- DNT: Did not track
- █ Background shading for fastest section



# Morphettville SA

Race 8: Twilight Racing October 11th at Morphettville Handicap - 1050m

05 October 2024 - 4:48PM

Track Rating: Good 4, Weather: Overcast, Rail Position: True



Section							Overall	L1000	L800	L600	L400	L200		
Field Times							1:00.94 (0:05.39)	0:55.55 (0:11.17)	0:44.39 (0:10.81)	0:33.57 (0:11.08)	0:22.50 (0:10.97)	0:11.53 (0:11.53)	Margin	Distance Travelled From Winner [m]
Position	#	Horse/Jockey	Barrier	Top Speed [km/h]	Fastest Section	First 400m								
11	13	GILMORE	3	68.7	0:10.66	0:25.43	1:02.23	0:56.20 [11]	0:44.91 [11]	0:34.25 [9]	0:23.37 [8]	0:12.23 [11]	8.7L	-1
		Sairyn Fawke		1000-800	800-600		(0:06.03)	(0:11.28)	(0:10.66)	(0:10.88)	(0:11.14)	(0:12.23)		

Scratched: Old Time Rock (#1), Subsix (#6), Vintage Star (#9), Overstated (#10), Magic Field (#11), Qeyaady (#12), Fully Calculated (#15)

- [ ] Position in running at each section and finish # Saddle cloth number
- :--:-- No data available at this section DNF Did not finish
- NA No data available DNT Did not track
- Background shading for fastest section

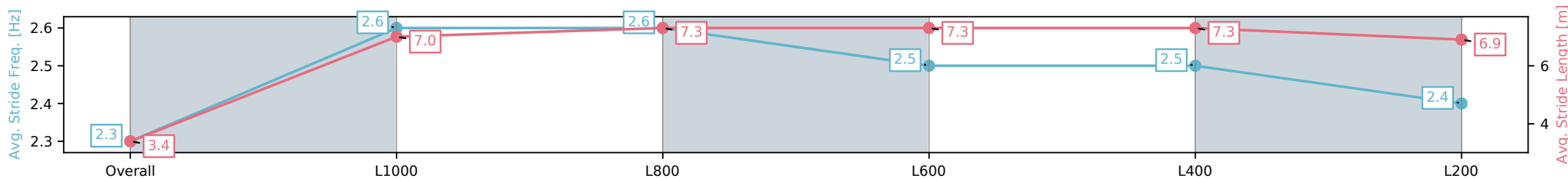
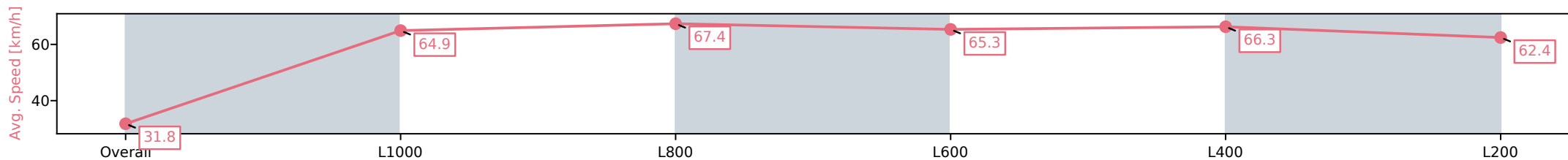
Horse/Jockey Name	SANTASTICO/Rochelle Milnes
Finish Rank	1
Fastest Section Time (Section)	0:10.73 (L800)
Top Speed [km/h] (Section)	68.4 (L1000)
Race State	Finished



Morphettville SA - Professional  
 Race 8: Twilight Racing October 11th at Morphettville  
 Handicap - 1050m  
 05 October 2024 - 4:48PM  
 Track Rating: Good 4, Weather: Overcast, Rail Position: True



Section	Overall	L1000	L800	L600	L400	L200
Section Times	1:00.94 [1] (0:05.66)	0:55.28 [3] (0:11.10)	0:44.18 [2] (0:10.73)	0:33.45 [2] (0:11.03)	0:22.42 [3] (0:10.89)	0:11.53 [1] (0:11.53)
Average Speed [km/h]	31.8	64.9	67.4	65.3	66.3	62.4
Top Speed [km/h]	58.0	68.3	68.4	67.1	66.9	65.8
Avg. Dist. to Rail [m]	6.9	2.0	0.8	0.5	1.2	1.7
Avg. Stride Freq. [Hz]	2.3	2.6	2.6	2.5	2.5	2.4
Avg. Stride Length [m]	3.4	7.0	7.3	7.3	7.3	6.9



- [ ] Ranking at each section and finish
- :-:- No data available at this section
- NA No data available

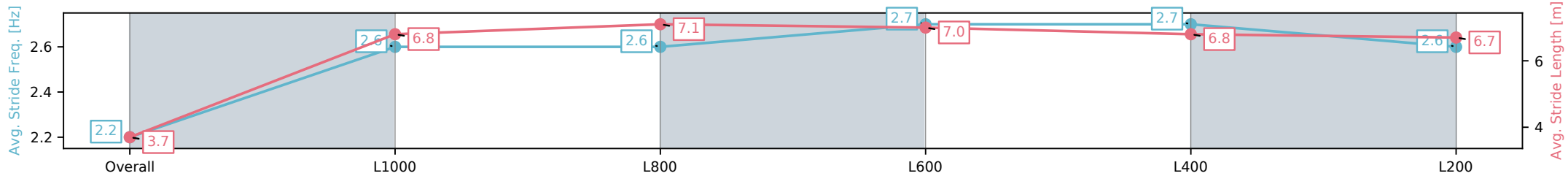

Horse/Jockey Name	GEMINGA/Todd Pannell
Finish Rank	2
Fastest Section Time (Section)	0:10.81 (L800)
Top Speed [km/h] (Section)	68.0 (L1000)
Race State	Finished



Morphettville SA - Professional  
 Race 8: Twilight Racing October 11th at Morphettville  
 Handicap - 1050m  
 05 October 2024 - 4:48PM  
 Track Rating: Good 4, Weather: Overcast, Rail Position: True



Section	Overall	L1000	L800	L600	L400	L200
Section Times	1:00.97 [2] (0:05.71)	0:55.26 [4] (0:11.44)	0:43.82 [8] (0:10.81)	0:33.01 [7] (0:10.87)	0:22.14 [7] (0:10.83)	0:11.31 [5] (0:11.31)
Average Speed [km/h]	31.6	63.0	67.5	67.2	66.9	63.6
Top Speed [km/h]	55.1	67.8	68.0	67.5	67.8	65.8
Avg. Dist. to Rail [m]	11.4	5.9	3.0	2.8	5.8	7.9
Avg. Stride Freq. [Hz]	2.2	2.6	2.6	2.7	2.7	2.6
Avg. Stride Length [m]	3.7	6.8	7.1	7.0	6.8	6.7



- [ ] Ranking at each section and finish
- :-:- No data available at this section
- NA No data available

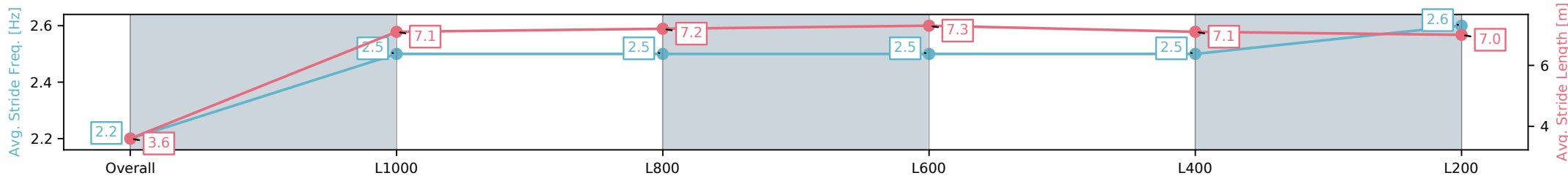
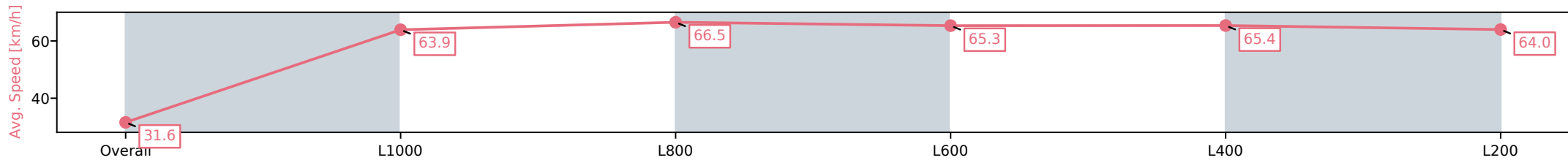
Horse/Jockey Name	MISLUDI/Lachlan Neindorf
Finish Rank	3
Fastest Section Time (Section)	0:10.81 (L800)
Top Speed [km/h] (Section)	67.3 (L1000)
Race State	Finished



Morphettville SA - Professional  
 Race 8: Twilight Racing October 11th at Morphettville  
 Handicap - 1050m  
 05 October 2024 - 4:48PM  
 Track Rating: Good 4, Weather: Overcast, Rail Position: True



Section	Overall	L1000	L800	L600	L400	L200
Section Times	1:00.99 [3] (0:05.72)	0:55.27 [5] (0:11.28)	0:43.99 [5] (0:10.81)	0:33.18 [5] (0:10.94)	0:22.24 [5] (0:10.99)	0:11.25 [7] (0:11.25)
Average Speed [km/h]	31.6	63.9	66.5	65.3	65.4	64.0
Top Speed [km/h]	55.5	66.5	67.3	66.5	66.2	65.9
Avg. Dist. to Rail [m]	3.5	0.4	0.3	1.3	1.0	2.6
Avg. Stride Freq. [Hz]	2.2	2.5	2.5	2.5	2.5	2.6
Avg. Stride Length [m]	3.6	7.1	7.2	7.3	7.1	7.0



[ ] Ranking at each section and finish  
 -:-:- No data available at this section  
 NA No data available

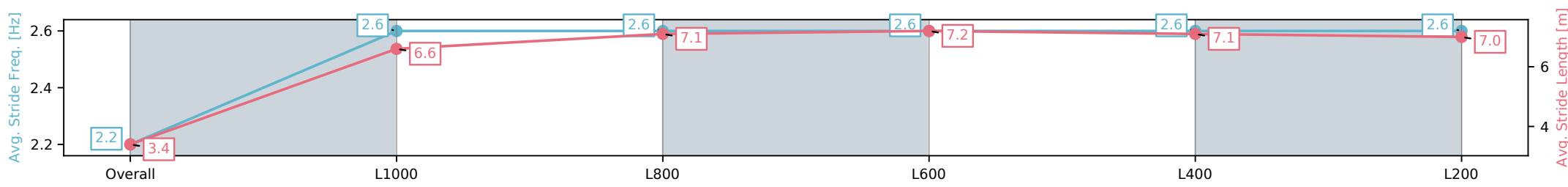
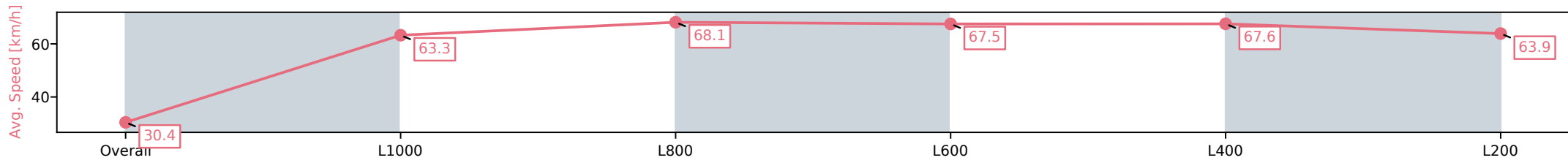
Horse/Jockey Name	WINNING REVOLUTION/Taylor Johnstone
Finish Rank	4
Fastest Section Time (Section)	0:10.72 (L800)
Top Speed [km/h] (Section)	69.0 (L1000)
Race State	Finished



Morphettville SA - Professional  
 Race 8: Twilight Racing October 11th at Morphettville  
 Handicap - 1050m  
 05 October 2024 - 4:48PM  
 Track Rating: Good 4, Weather: Overcast, Rail Position: True



Section	Overall	L1000	L800	L600	L400	L200
Section Times	1:01.00 [4] (0:05.92)	0:55.08 [10] (0:11.39)	0:43.69 [10] (0:10.72)	0:32.97 [10] (0:10.93)	0:22.04 [11] (0:10.76)	0:11.28 [6] (0:11.28)
Average Speed [km/h]	30.4	63.3	68.1	67.5	67.6	63.9
Top Speed [km/h]	53.2	66.7	69.0	68.5	68.8	66.1
Avg. Dist. to Rail [m]	10.5	6.0	3.8	4.8	8.2	10.1
Avg. Stride Freq. [Hz]	2.2	2.6	2.6	2.6	2.6	2.6
Avg. Stride Length [m]	3.4	6.6	7.1	7.2	7.1	7.0



[ ] Ranking at each section and finish  
 -:-:- No data available at this section  
 NA No data available

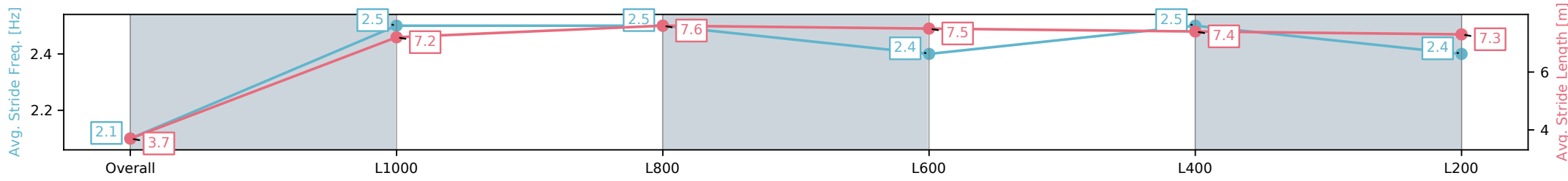
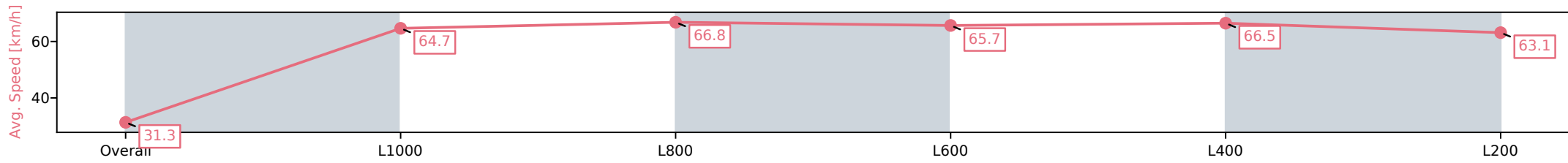
Horse/Jockey Name	MADAME MASERATI/Zac Spain
Finish Rank	5
Fastest Section Time (Section)	0:10.85 (L800)
Top Speed [km/h] (Section)	68.0 (L600)
Race State	Finished



Morphettville SA - Professional  
 Race 8: Twilight Racing October 11th at Morphettville  
 Handicap - 1050m  
 05 October 2024 - 4:48PM  
 Track Rating: Good 4, Weather: Overcast, Rail Position: True



Section	Overall	L1000	L800	L600	L400	L200
Section Times	1:01.01 [5] (0:05.74)	0:55.27 [7] (0:11.14)	0:44.13 [4] (0:10.85)	0:33.28 [4] (0:11.01)	0:22.27 [4] (0:10.86)	0:11.41 [4] (0:11.41)
Average Speed [km/h]	31.3	64.7	66.8	65.7	66.5	63.1
Top Speed [km/h]	56.4	67.5	67.5	67.0	68.0	66.2
Avg. Dist. to Rail [m]	5.1	1.7	1.5	0.9	4.1	4.9
Avg. Stride Freq. [Hz]	2.1	2.5	2.5	2.4	2.5	2.4
Avg. Stride Length [m]	3.7	7.2	7.6	7.5	7.4	7.3



[ ] Ranking at each section and finish  
 -:-:- No data available at this section  
 NA No data available

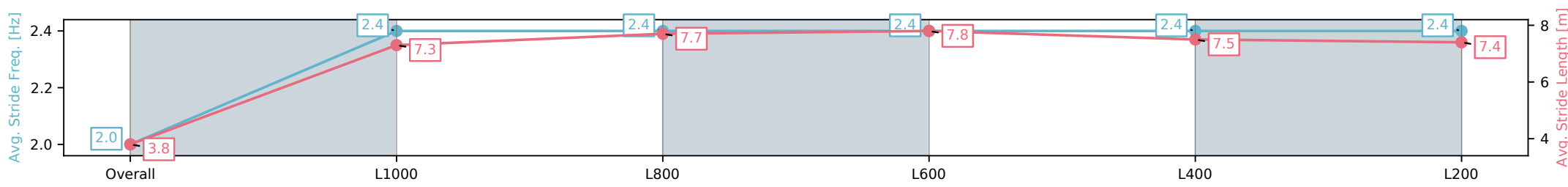

Horse/Jockey Name	HOOKED ON WEALTH/Ben Price
Finish Rank	6
Fastest Section Time (Section)	0:10.79 (L800)
Top Speed [km/h] (Section)	68.8 (L1000)
Race State	Finished



Morphettville SA - Professional  
 Race 8: Twilight Racing October 11th at Morphettville  
 Handicap - 1050m  
 05 October 2024 - 4:48PM  
 Track Rating: Good 4, Weather: Overcast, Rail Position: True



Section	Overall	L1000	L800	L600	L400	L200
Section Times	1:01.03 [6] (0:05.83)	0:55.20 [9] (0:11.42)	0:43.78 [9] (0:10.79)	0:32.99 [11] (0:10.91)	0:22.08 [9] (0:10.90)	0:11.18 [9] (0:11.18)
Average Speed [km/h]	31.0	63.0	67.5	67.1	66.6	64.5
Top Speed [km/h]	54.5	67.1	68.8	67.9	68.0	67.0
Avg. Dist. to Rail [m]	10.0	4.4	2.7	3.4	7.4	8.8
Avg. Stride Freq. [Hz]	2.0	2.4	2.4	2.4	2.4	2.4
Avg. Stride Length [m]	3.8	7.3	7.7	7.8	7.5	7.4



[ ] Ranking at each section and finish  
 -:-:- No data available at this section  
 NA No data available



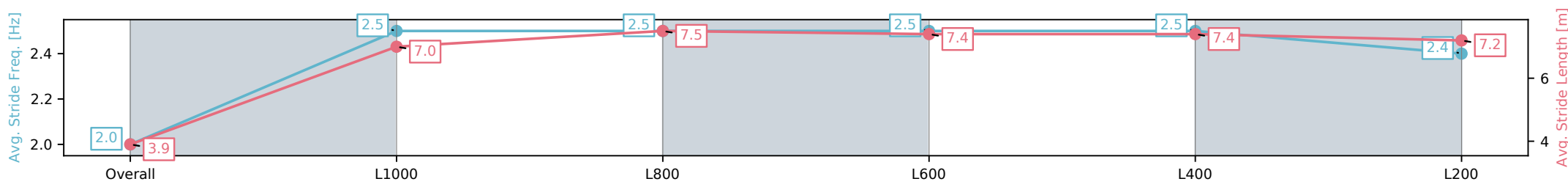
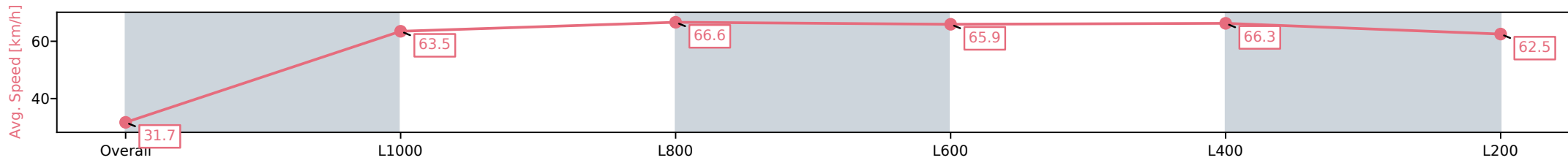
Horse/Jockey Name	SHOOTOOSE/Jacob Opperman
Finish Rank	7
Fastest Section Time (Section)	0:10.84 (L800)
Top Speed [km/h] (Section)	67.3 (L800)
Race State	Finished



Morphettville SA - Professional  
 Race 8: Twilight Racing October 11th at Morphettville  
 Handicap - 1050m  
 05 October 2024 - 4:48PM  
 Track Rating: Good 4, Weather: Overcast, Rail Position: True



Section	Overall	L1000	L800	L600	L400	L200
Section Times	1:01.37 [7] (0:05.72)	0:55.65 [6] (0:11.36)	0:44.29 [7] (0:10.84)	0:33.45 [6] (0:11.04)	0:22.41 [10] (0:10.91)	0:11.50 [10] (0:11.50)
Average Speed [km/h]	31.7	63.5	66.6	65.9	66.3	62.5
Top Speed [km/h]	53.1	66.9	67.2	67.3	67.0	65.6
Avg. Dist. to Rail [m]	8.9	3.9	1.1	2.1	3.1	3.9
Avg. Stride Freq. [Hz]	2.0	2.5	2.5	2.5	2.5	2.4
Avg. Stride Length [m]	3.9	7.0	7.5	7.4	7.4	7.2



[ ] Ranking at each section and finish  
 -:-:- No data available at this section  
 NA No data available

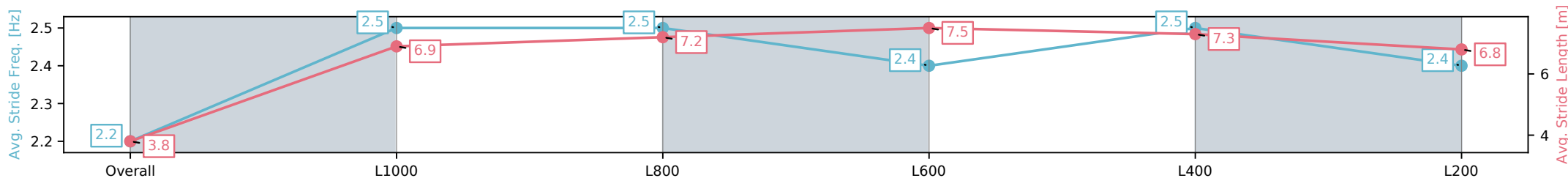
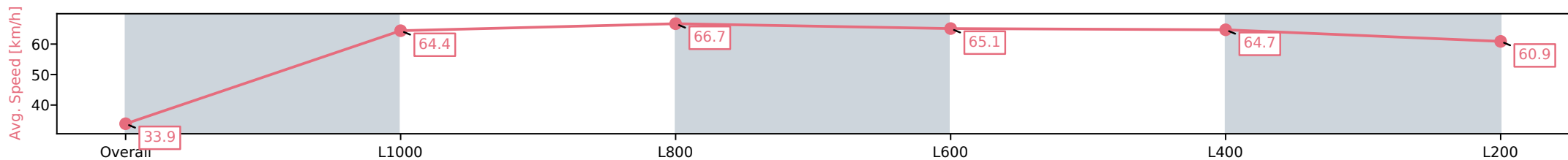
Horse/Jockey Name	BRISTLER/Alana Livesey
Finish Rank	8
Fastest Section Time (Section)	0:10.81 (L800)
Top Speed [km/h] (Section)	67.7 (L1000)
Race State	Finished



Morphettville SA - Professional  
 Race 8: Twilight Racing October 11th at Morphettville  
 Handicap - 1050m  
 05 October 2024 - 4:48PM  
 Track Rating: Good 4, Weather: Overcast, Rail Position: True



Section	Overall	L1000	L800	L600	L400	L200
Section Times	1:01.38 [8] (0:05.39)	0:55.99 [1] (0:11.16)	0:44.83 [1] (0:10.81)	0:34.02 [1] (0:11.08)	0:22.94 [1] (0:11.11)	0:11.83 [2] (0:11.83)
Average Speed [km/h]	33.9	64.4	66.7	65.1	64.7	60.9
Top Speed [km/h]	58.9	67.0	67.7	66.7	65.7	63.8
Avg. Dist. to Rail [m]	3.1	1.0	0.5	0.3	0.2	0.4
Avg. Stride Freq. [Hz]	2.2	2.5	2.5	2.4	2.5	2.4
Avg. Stride Length [m]	3.8	6.9	7.2	7.5	7.3	6.8



- [ ] Ranking at each section and finish
- :-:- No data available at this section
- NA No data available

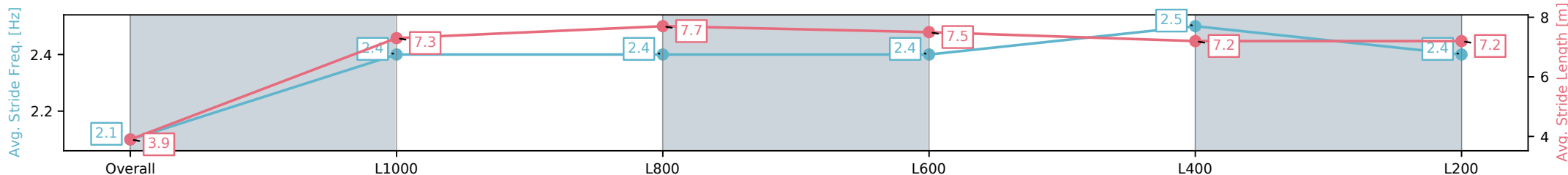
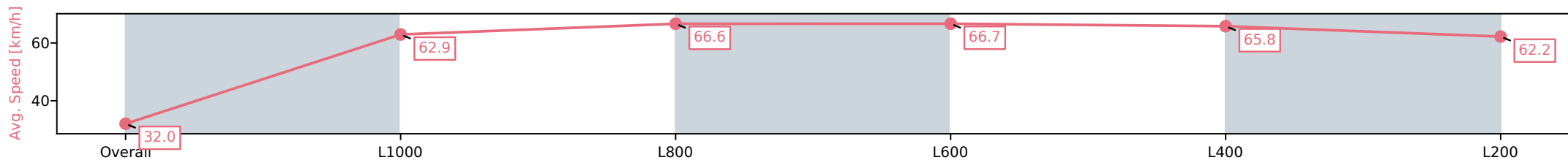
Horse/Jockey Name	MINE ALL MINE/Dom Tourneur
Finish Rank	9
Fastest Section Time (Section)	0:10.83 (L600)
Top Speed [km/h] (Section)	68.1 (L1000)
Race State	Finished



Morphettville SA - Professional  
 Race 8: Twilight Racing October 11th at Morphettville  
 Handicap - 1050m  
 05 October 2024 - 4:48PM  
 Track Rating: Good 4, Weather: Overcast, Rail Position: True



Section	Overall	L1000	L800	L600	L400	L200
Section Times	1:01.39 [9] (0:05.63)	0:55.76 [2] (0:11.45)	0:44.31 [6] (0:10.89)	0:33.42 [8] (0:10.83)	0:22.59 [6] (0:10.99)	0:11.60 [8] (0:11.60)
Average Speed [km/h]	32.0	62.9	66.6	66.7	65.8	62.2
Top Speed [km/h]	54.0	66.6	68.1	67.9	67.7	67.5
Avg. Dist. to Rail [m]	7.2	3.5	1.6	0.9	5.5	7.2
Avg. Stride Freq. [Hz]	2.1	2.4	2.4	2.4	2.5	2.4
Avg. Stride Length [m]	3.9	7.3	7.7	7.5	7.2	7.2



- [ ] Ranking at each section and finish
- :-:- No data available at this section
- NA No data available

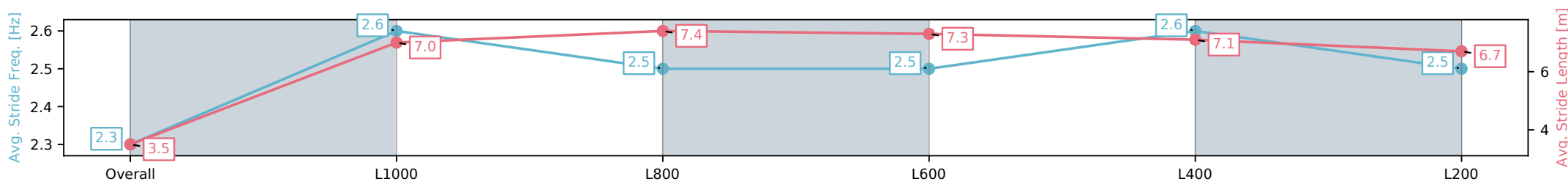
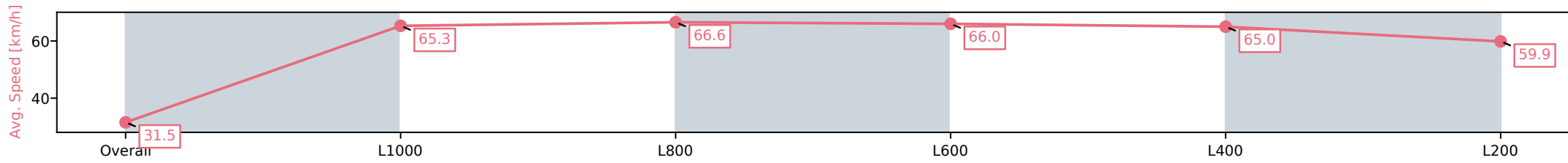
Horse/Jockey Name	GRAND HOST/Kayla Crowther
Finish Rank	10
Fastest Section Time (Section)	0:10.82 (L800)
Top Speed [km/h] (Section)	67.8 (Overall)
Race State	Finished



Morphettville SA - Professional  
 Race 8: Twilight Racing October 11th at Morphettville  
 Handicap - 1050m  
 05 October 2024 - 4:48PM  
 Track Rating: Good 4, Weather: Overcast, Rail Position: True



Section	Overall	L1000	L800	L600	L400	L200
Section Times	1:01.60 [10] (0:05.74)	0:55.86 [8] (0:11.03)	0:44.83 [3] (0:10.82)	0:34.01 [3] (0:10.88)	0:23.13 [2] (0:11.12)	0:12.01 [3] (0:12.01)
Average Speed [km/h]	31.5	65.3	66.6	66.0	65.0	59.9
Top Speed [km/h]	55.8	67.8	67.4	66.6	66.5	63.4
Avg. Dist. to Rail [m]	6.1	2.9	0.9	0.7	3.8	5.2
Avg. Stride Freq. [Hz]	2.3	2.6	2.5	2.5	2.6	2.5
Avg. Stride Length [m]	3.5	7.0	7.4	7.3	7.1	6.7



[ ] Ranking at each section and finish  
 -:-:- No data available at this section  
 NA No data available

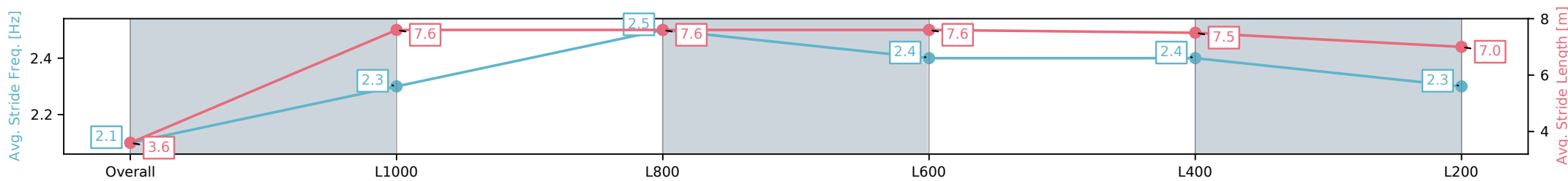
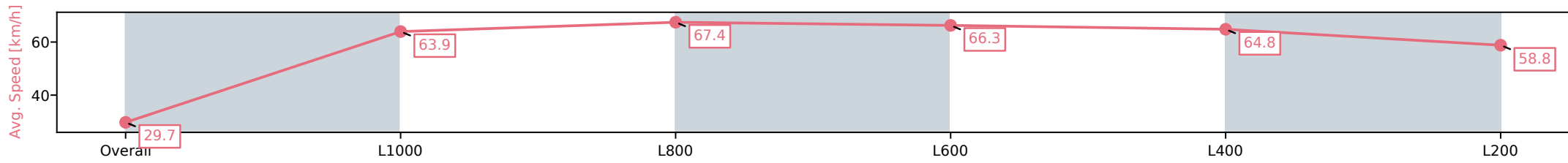
Horse/Jockey Name	GILMORE/Sairyn Fawke
Finish Rank	11
Fastest Section Time (Section)	0:10.66 (L800)
Top Speed [km/h] (Section)	68.7 (L1000)
Race State	Finished



Morphettville SA - Professional  
 Race 8: Twilight Racing October 11th at Morphettville  
 Handicap - 1050m  
 05 October 2024 - 4:48PM  
 Track Rating: Good 4, Weather: Overcast, Rail Position: True



Section	Overall	L1000	L800	L600	L400	L200
Section Times	1:02.23 [11] (0:06.03)	0:56.20 [11] (0:11.28)	0:44.91 [11] (0:10.66)	0:34.25 [9] (0:10.88)	0:23.37 [8] (0:11.14)	0:12.23 [11] (0:12.23)
Average Speed [km/h]	29.7	63.9	67.4	66.3	64.8	58.8
Top Speed [km/h]	52.7	68.5	68.7	68.7	66.4	64.2
Avg. Dist. to Rail [m]	4.4	0.9	0.3	0.4	1.9	1.9
Avg. Stride Freq. [Hz]	2.1	2.3	2.5	2.4	2.4	2.3
Avg. Stride Length [m]	3.6	7.6	7.6	7.6	7.5	7.0



[ ] Ranking at each section and finish  
 -:-:- No data available at this section  
 NA No data available