



RACINGSA

Morphettville SA

Race 6: Adelaide Galvanising Industries Handicap - 1200m

05 October 2024 - 3:34PM

Track Rating: Good 4, Weather: Overcast, Rail Position: True



Morphettville

| Section | | | | | | | | Overall | L1000 | L800 | L600 | L400 | L200 | | |
|-------------|----|--------------------------|---------|------------------|-----------------|------------|-----------|--------------|--------------|--------------|--------------|--------------|-----------|------------------------------------|--|
| Field Times | | | | | | | | 1:10.37 | 0:56.50 | 0:45.98 | 0:34.84 | 0:23.36 | 0:11.96 | | |
| | | | | | | | | (0:13.87) | (0:10.51) | (0:11.14) | (0:11.48) | (0:11.39) | (0:11.96) | | |
| Position | # | Horse/Jockey | Barrier | Top Speed [km/h] | Fastest Section | First 400m | | | | | | | Margin | Distance Travelled From Winner [m] | |
| 1 | 4 | ARTFUL TAWNY | 12 | 66.7 | 0:10.97 | 0:25.32 | 1:10.37 | 0:56.02 [8] | 0:45.05 [8] | 0:34.04 [8] | 0:22.80 [8] | 0:11.74 [4] | 1:10.37 | | |
| | | Ben Price | | 600-400 | 1000-800 | | (0:14.35) | (0:10.97) | (0:11.01) | (0:11.24) | (0:11.06) | (0:11.74) | | | |
| 2 | 3 | LIMITED RISK | 8 | 69.7 | 0:10.59 | 0:24.70 | 1:10.48 | 0:56.37 [3] | 0:45.78 [2] | 0:34.69 [2] | 0:23.35 [2] | 0:12.08 [1] | 0.7L | -4 | |
| | | Rochelle Milnes | | 1200-1000 | 1000-800 | | (0:14.11) | (0:10.59) | (0:11.09) | (0:11.34) | (0:11.27) | (0:12.08) | | | |
| 3 | 9 | PRODIGAL LAD | 11 | 67.8 | 0:10.95 | 0:25.38 | 1:10.55 | 0:56.12 [9] | 0:45.17 [9] | 0:34.01 [10] | 0:22.68 [10] | 0:11.57 [9] | 1.1L | +1 | |
| | | Jake Toeroek | | 1200-1000 | 1000-800 | | (0:14.43) | (0:10.95) | (0:11.16) | (0:11.33) | (0:11.11) | (0:11.56) | | | |
| 4 | 7 | FLAMBARD | 5 | 67.8 | 0:10.87 | 0:25.04 | 1:10.55 | 0:56.38 [5] | 0:45.51 [5] | 0:34.38 [7] | 0:23.09 [6] | 0:11.71 [8] | 1.1L | -3 | |
| | | Alana Livesey | | 1200-1000 | 1000-800 | | (0:14.17) | (0:10.87) | (0:11.13) | (0:11.28) | (0:11.38) | (0:11.71) | | | |
| 5 | 1 | CHAKADO | 4 | 67.6 | 0:10.77 | 0:24.85 | 1:10.56 | 0:56.48 [2] | 0:45.71 [4] | 0:34.65 [4] | 0:23.35 [3] | 0:12.00 [3] | 1.2L | -4 | |
| | | Lachlan Neindorf | | 1200-1000 | 1000-800 | | (0:14.08) | (0:10.77) | (0:11.06) | (0:11.30) | (0:11.35) | (0:12.00) | | | |
| 6 | 5 | FREE BEER | 3 | 67.6 | 0:10.82 | 0:25.13 | 1:10.58 | 0:56.27 [7] | 0:45.45 [7] | 0:34.43 [6] | 0:23.12 [7] | 0:11.85 [6] | 1.4L | -4 | |
| | | Sairyn Fawke | | 1200-1000 | 1000-800 | | (0:14.31) | (0:10.82) | (0:11.02) | (0:11.31) | (0:11.27) | (0:11.85) | | | |
| 7 | 2 | IMPORTANT PRODUCT | 9 | 68.1 | 0:10.84 | 0:25.09 | 1:10.61 | 0:56.36 [6] | 0:45.52 [6] | 0:34.50 [5] | 0:23.19 [5] | 0:11.86 [7] | 1.5L | +2 | |
| | | Justin Potter | | 1200-1000 | 1000-800 | | (0:14.25) | (0:10.84) | (0:11.02) | (0:11.31) | (0:11.33) | (0:11.86) | | | |
| 8 | 8 | NEVER SURRENDER | 6 | 69.0 | 0:10.66 | 0:24.81 | 1:10.69 | 0:56.54 [4] | 0:45.88 [3] | 0:34.81 [3] | 0:23.43 [4] | 0:12.05 [5] | 2.0L | -1 | |
| | | Jason Holder | | 1200-1000 | 1000-800 | | (0:14.15) | (0:10.66) | (0:11.07) | (0:11.38) | (0:11.38) | (0:12.05) | | | |
| 9 | 11 | TUPOLEU | 7 | 72.0 | 0:10.51 | 0:24.38 | 1:10.86 | 0:56.99 [1] | 0:46.48 [1] | 0:35.34 [1] | 0:23.85 [1] | 0:12.33 [2] | 3.1L | -3 | |
| | | Todd Pannell | | 1200-1000 | 1000-800 | | (0:13.87) | (0:10.51) | (0:11.14) | (0:11.49) | (0:11.52) | (0:12.33) | | | |
| 10 | 10 | SAN LUCIDO | 10 | 66.0 | 0:11.00 | 0:25.50 | 1:10.95 | 0:56.45 [10] | 0:45.45 [10] | 0:34.41 [9] | 0:23.15 [9] | 0:11.93 [10] | 3.6L | -2 | |
| | | Jacob Opperman | | 1200-1000 | 1000-800 | | (0:14.50) | (0:11.00) | (0:11.04) | (0:11.26) | (0:11.22) | (0:11.93) | | | |

- [] Position in running at each section and finish
- #: Saddle cloth number
- : No data available at this section
- DNF: Did not finish
- NA: No data available
- DNT: Did not track
- █ Background shading for fastest section



RACINGSA

Morphettville SA

Race 6: Adelaide Galvanising Industries Handicap - 1200m

05 October 2024 - 3:34PM

Track Rating: Good 4, Weather: Overcast, Rail Position: True



Morphettville

| Section Field Times | | | | | | | Overall | L1000 | L800 | L600 | L400 | L200 | | |
|---------------------|----|-------------------------|---------|------------------|-----------------|------------|----------------------|----------------------|----------------------|----------------------|----------------------|----------------------|--------|------------------------------------|
| | | | | | | | 1:10.37 (0:13.87) | 0:56.50 (0:10.51) | 0:45.98 (0:11.14) | 0:34.84 (0:11.48) | 0:23.36 (0:11.39) | 0:11.96 (0:11.96) | Margin | Distance Travelled From Winner [m] |
| Position | # | Horse/Jockey | Barrier | Top Speed [km/h] | Fastest Section | First 400m | | | | | | | | |
| 11 | 6 | MIST THE DEDLINE | 2 | 66.8 | 0:10.96 | 0:25.91 | 1:11.38 | 0:56.43 [11] | 0:45.47 [11] | 0:34.44 [11] | 0:23.31 [11] | 0:11.85 [11] | 6.3L | +1 |
| | | Dom Tourneur | | 1000-800 | 1000-800 | | (0:14.95) | (0:10.96) | (0:11.03) | (0:11.13) | (0:11.46) | (0:11.85) | | |
| 12 | 12 | NOT A SINGLE BID | 1 | 67.3 | 0:10.97 | 0:26.57 | 1:12.44 | 0:57.36 [12] | 0:45.86 [12] | 0:34.89 [12] | 0:23.72 [12] | 0:12.36 [12] | 12.9L | -5 |
| | | Tayla Childs | | 1000-800 | 800-600 | | (0:15.08) | (0:11.50) | (0:10.97) | (0:11.17) | (0:11.36) | (0:12.36) | | |

- [] Position in running at each section and finish
- #: Saddle cloth number
- :--- No data available at this section
- DNF Did not finish
- NA No data available
- DNT Did not track
- █ Background shading for fastest section

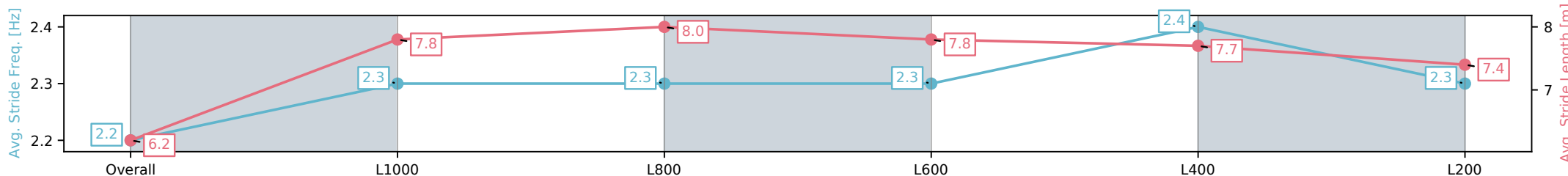
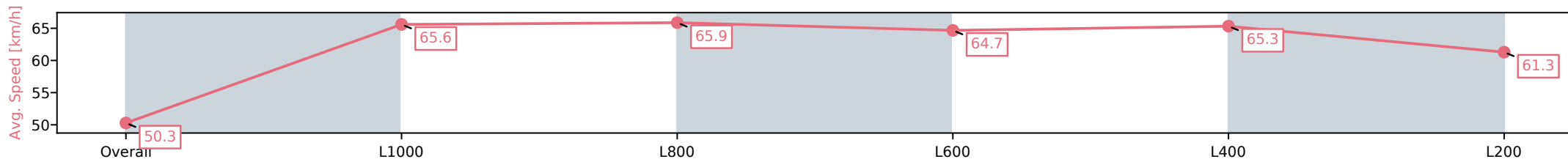
| | |
|--------------------------------|------------------------|
| Horse/Jockey Name | ARTFUL TAWNY/Ben Price |
| Finish Rank | 1 |
| Fastest Section Time (Section) | 0:10.97 (L1000) |
| Top Speed [km/h] (Section) | 66.7 (L600) |
| Race State | Finished |



Morphettville SA - Professional
 Race 6: Adelaide Galvanising Industries Handicap - 1200m
 05 October 2024 - 3:34PM
 Track Rating: Good 4, Weather: Overcast, Rail Position: True



| Section | Overall | L1000 | L800 | L600 | L400 | L200 |
|------------------------|--------------------------|--------------------------|--------------------------|--------------------------|--------------------------|--------------------------|
| Section Times | 1:10.37 [1] (0:14.35) | 0:56.02 [8] (0:10.97) | 0:45.05 [8] (0:11.01) | 0:34.04 [8] (0:11.24) | 0:22.80 [8] (0:11.06) | 0:11.74 [4] (0:11.74) |
| Average Speed [km/h] | 50.3 | 65.6 | 65.9 | 64.7 | 65.3 | 61.3 |
| Top Speed [km/h] | 64.7 | 66.6 | 66.7 | 66.3 | 66.7 | 64.1 |
| Avg. Dist. to Rail [m] | 9.9 | 2.9 | 1.8 | 1.7 | 3.4 | 5.6 |
| Avg. Stride Freq. [Hz] | 2.2 | 2.3 | 2.3 | 2.3 | 2.4 | 2.3 |
| Avg. Stride Length [m] | 6.2 | 7.8 | 8.0 | 7.8 | 7.7 | 7.4 |



- [] Ranking at each section and finish
- :-:- No data available at this section
- NA No data available

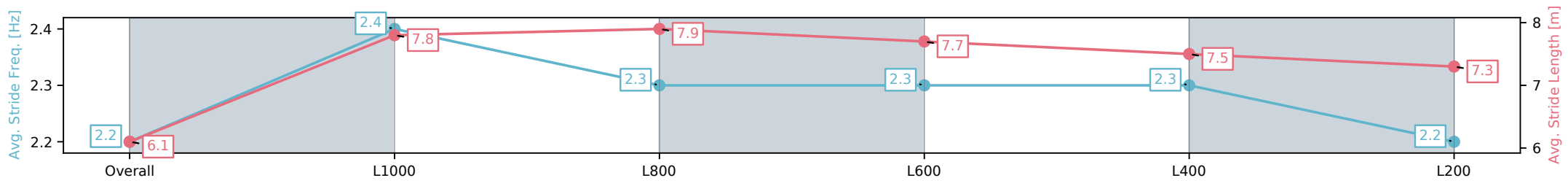
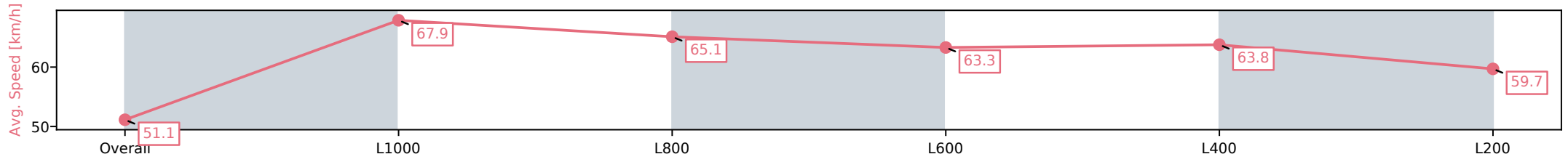
| | |
|--------------------------------|------------------------------|
| Horse/Jockey Name | LIMITED RISK/Rochelle Milnes |
| Finish Rank | 2 |
| Fastest Section Time (Section) | 0:10.59 (L1000) |
| Top Speed [km/h] (Section) | 69.7 (Overall) |
| Race State | Finished |



Morphettville SA - Professional
 Race 6: Adelaide Galvanising Industries Handicap - 1200m
 05 October 2024 - 3:34PM
 Track Rating: Good 4, Weather: Overcast, Rail Position: True



| Section | Overall | L1000 | L800 | L600 | L400 | L200 |
|------------------------|--------------------------|--------------------------|--------------------------|--------------------------|--------------------------|--------------------------|
| Section Times | 1:10.48 [2] (0:14.11) | 0:56.37 [3] (0:10.59) | 0:45.78 [2] (0:11.09) | 0:34.69 [2] (0:11.34) | 0:23.35 [2] (0:11.27) | 0:12.08 [1] (0:12.08) |
| Average Speed [km/h] | 51.1 | 67.9 | 65.1 | 63.3 | 63.8 | 59.7 |
| Top Speed [km/h] | 66.9 | 69.7 | 67.1 | 64.8 | 66.8 | 62.6 |
| Avg. Dist. to Rail [m] | 7.0 | 2.1 | 0.8 | 0.5 | 0.6 | 1.2 |
| Avg. Stride Freq. [Hz] | 2.2 | 2.4 | 2.3 | 2.3 | 2.3 | 2.2 |
| Avg. Stride Length [m] | 6.1 | 7.8 | 7.9 | 7.7 | 7.5 | 7.3 |



[] Ranking at each section and finish
 -:-:- No data available at this section
 NA No data available

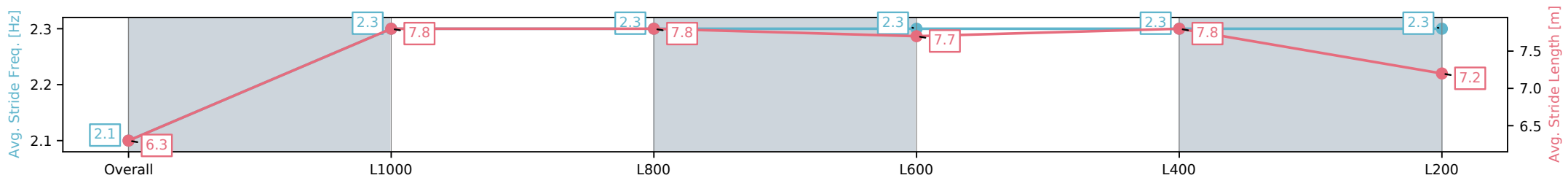

| | |
|--------------------------------|---------------------------|
| Horse/Jockey Name | PRODIGAL LAD/Jake Toeroek |
| Finish Rank | 3 |
| Fastest Section Time (Section) | 0:10.95 (L1000) |
| Top Speed [km/h] (Section) | 67.8 (Overall) |
| Race State | Finished |



Morphettville SA - Professional
 Race 6: Adelaide Galvanising Industries Handicap - 1200m
 05 October 2024 - 3:34PM
 Track Rating: Good 4, Weather: Overcast, Rail Position: True



| Section | Overall | L1000 | L800 | L600 | L400 | L200 |
|------------------------|--------------------------|--------------------------|--------------------------|---------------------------|---------------------------|--------------------------|
| Section Times | 1:10.55 [3] (0:14.43) | 0:56.12 [9] (0:10.95) | 0:45.17 [9] (0:11.16) | 0:34.01 [10] (0:11.33) | 0:22.68 [10] (0:11.11) | 0:11.57 [9] (0:11.56) |
| Average Speed [km/h] | 49.9 | 65.8 | 65.0 | 64.3 | 65.1 | 62.3 |
| Top Speed [km/h] | 67.8 | 67.4 | 66.3 | 66.7 | 66.5 | 65.2 |
| Avg. Dist. to Rail [m] | 8.1 | 2.4 | 1.8 | 2.6 | 4.9 | 8.4 |
| Avg. Stride Freq. [Hz] | 2.1 | 2.3 | 2.3 | 2.3 | 2.3 | 2.3 |
| Avg. Stride Length [m] | 6.3 | 7.8 | 7.8 | 7.7 | 7.8 | 7.2 |



[] Ranking at each section and finish
 -:-:- No data available at this section
 NA No data available

| | |
|--------------------------------|------------------------|
| Horse/Jockey Name | FLAMBARD/Alana Livesey |
| Finish Rank | 4 |
| Fastest Section Time (Section) | 0:10.87 (L1000) |
| Top Speed [km/h] (Section) | 67.8 (Overall) |
| Race State | Finished |



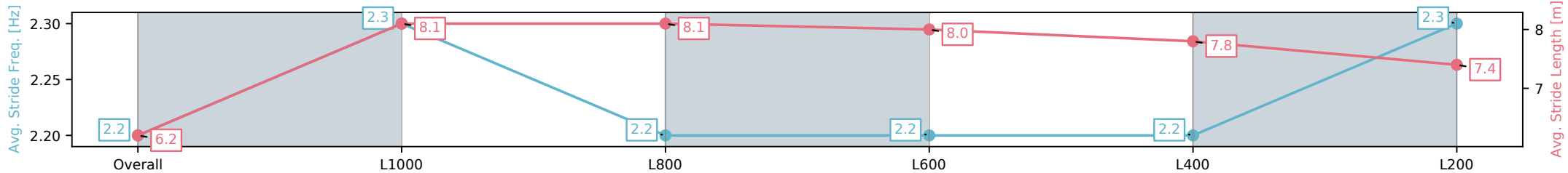
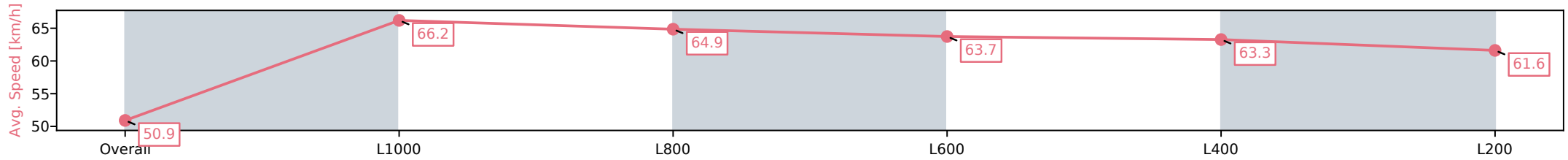
Morphettville SA - Professional
Race 6: Adelaide Galvanising Industries Handicap - 1200m



05 October 2024 - 3:34PM

Track Rating: Good 4, Weather: Overcast, Rail Position: True

| Section | Overall | L1000 | L800 | L600 | L400 | L200 |
|------------------------|--------------------------|--------------------------|--------------------------|--------------------------|--------------------------|--------------------------|
| Section Times | 1:10.55 [4] (0:14.17) | 0:56.38 [5] (0:10.87) | 0:45.51 [5] (0:11.13) | 0:34.38 [7] (0:11.28) | 0:23.09 [6] (0:11.38) | 0:11.71 [8] (0:11.71) |
| Average Speed [km/h] | 50.9 | 66.2 | 64.9 | 63.7 | 63.3 | 61.6 |
| Top Speed [km/h] | 66.1 | 67.8 | 65.6 | 65.4 | 64.4 | 63.1 |
| Avg. Dist. to Rail [m] | 4.7 | 0.9 | 0.5 | 0.2 | 2.4 | 7.1 |
| Avg. Stride Freq. [Hz] | 2.2 | 2.3 | 2.2 | 2.2 | 2.2 | 2.3 |
| Avg. Stride Length [m] | 6.2 | 8.1 | 8.1 | 8.0 | 7.8 | 7.4 |



- [] Ranking at each section and finish
- :-:- No data available at this section
- NA No data available

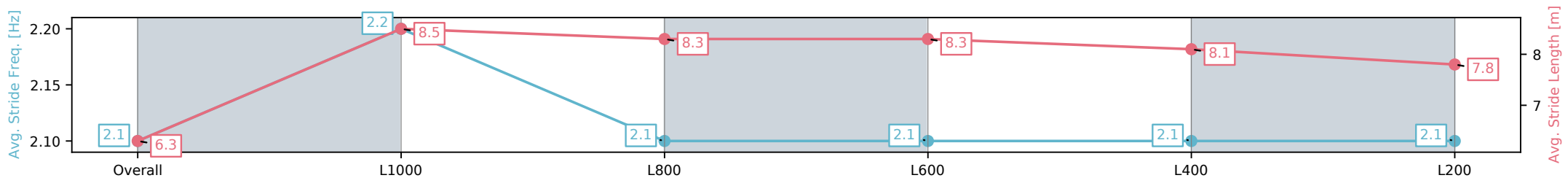

| | |
|--------------------------------|--------------------------|
| Horse/Jockey Name | CHAKADO/Lachlan Neindorf |
| Finish Rank | 5 |
| Fastest Section Time (Section) | 0:10.77 (L1000) |
| Top Speed [km/h] (Section) | 67.6 (Overall) |
| Race State | Finished |



Morphettville SA - Professional
 Race 6: Adelaide Galvanising Industries Handicap - 1200m
 05 October 2024 - 3:34PM
 Track Rating: Good 4, Weather: Overcast, Rail Position: True



| Section | Overall | L1000 | L800 | L600 | L400 | L200 |
|------------------------|--------------------------|--------------------------|--------------------------|--------------------------|--------------------------|--------------------------|
| Section Times | 1:10.56 [5] (0:14.08) | 0:56.48 [2] (0:10.77) | 0:45.71 [4] (0:11.06) | 0:34.65 [4] (0:11.30) | 0:23.35 [3] (0:11.35) | 0:12.00 [3] (0:12.00) |
| Average Speed [km/h] | 51.2 | 66.9 | 65.1 | 63.6 | 63.7 | 60.0 |
| Top Speed [km/h] | 65.2 | 67.6 | 66.0 | 64.3 | 64.2 | 62.3 |
| Avg. Dist. to Rail [m] | 3.3 | 0.4 | 0.2 | 0.3 | 2.2 | 3.3 |
| Avg. Stride Freq. [Hz] | 2.1 | 2.2 | 2.1 | 2.1 | 2.1 | 2.1 |
| Avg. Stride Length [m] | 6.3 | 8.5 | 8.3 | 8.3 | 8.1 | 7.8 |



[] Ranking at each section and finish
 -:-:- No data available at this section
 NA No data available

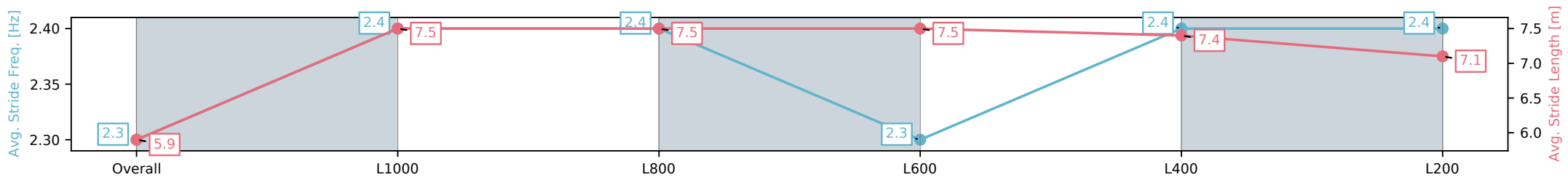
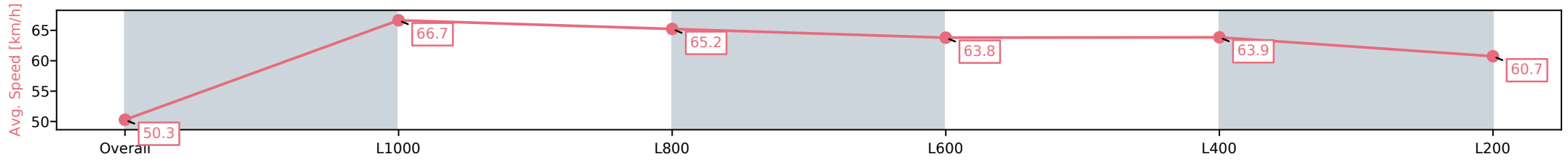
| | |
|--------------------------------|------------------------|
| Horse/Jockey Name | FREE BEER/Sairyn Fawke |
| Finish Rank | 6 |
| Fastest Section Time (Section) | 0:10.82 (L1000) |
| Top Speed [km/h] (Section) | 67.6 (Overall) |
| Race State | Finished |



Morphettville SA - Professional
 Race 6: Adelaide Galvanising Industries Handicap - 1200m
 05 October 2024 - 3:34PM
 Track Rating: Good 4, Weather: Overcast, Rail Position: True



| Section | Overall | L1000 | L800 | L600 | L400 | L200 |
|------------------------|--------------------------|--------------------------|--------------------------|--------------------------|--------------------------|--------------------------|
| Section Times | 1:10.58 [6] (0:14.31) | 0:56.27 [7] (0:10.82) | 0:45.45 [7] (0:11.02) | 0:34.43 [6] (0:11.31) | 0:23.12 [7] (0:11.27) | 0:11.85 [6] (0:11.85) |
| Average Speed [km/h] | 50.3 | 66.7 | 65.2 | 63.8 | 63.9 | 60.7 |
| Top Speed [km/h] | 65.6 | 67.6 | 66.3 | 64.6 | 64.5 | 62.7 |
| Avg. Dist. to Rail [m] | 3.5 | 0.8 | 0.2 | 0.4 | 0.6 | 0.8 |
| Avg. Stride Freq. [Hz] | 2.3 | 2.4 | 2.4 | 2.3 | 2.4 | 2.4 |
| Avg. Stride Length [m] | 5.9 | 7.5 | 7.5 | 7.5 | 7.4 | 7.1 |



[] Ranking at each section and finish
 -:-:- No data available at this section
 NA No data available

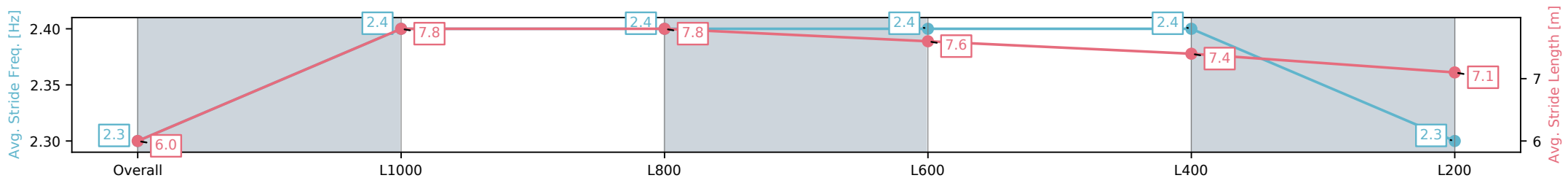
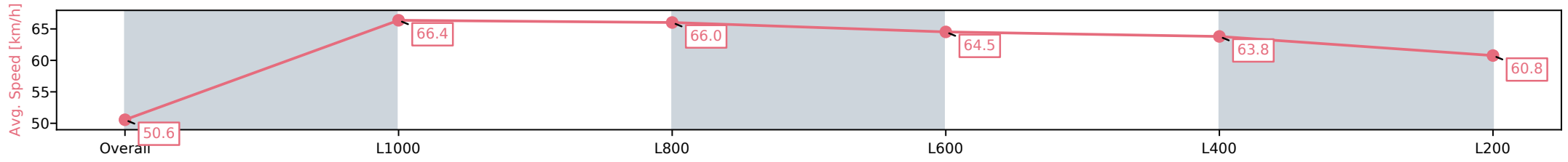
| | |
|--------------------------------|---------------------------------|
| Horse/Jockey Name | IMPORTANT PRODUCT/Justin Potter |
| Finish Rank | 7 |
| Fastest Section Time (Section) | 0:10.84 (L1000) |
| Top Speed [km/h] (Section) | 68.1 (Overall) |
| Race State | Finished |



Morphettville SA - Professional
 Race 6: Adelaide Galvanising Industries Handicap - 1200m
 05 October 2024 - 3:34PM
 Track Rating: Good 4, Weather: Overcast, Rail Position: True



| Section | Overall | L1000 | L800 | L600 | L400 | L200 |
|------------------------|--------------------------|--------------------------|--------------------------|--------------------------|--------------------------|--------------------------|
| Section Times | 1:10.61 [7] (0:14.25) | 0:56.36 [6] (0:10.84) | 0:45.52 [6] (0:11.02) | 0:34.50 [5] (0:11.31) | 0:23.19 [5] (0:11.33) | 0:11.86 [7] (0:11.86) |
| Average Speed [km/h] | 50.6 | 66.4 | 66.0 | 64.5 | 63.8 | 60.8 |
| Top Speed [km/h] | 65.1 | 68.1 | 67.1 | 65.9 | 64.6 | 63.1 |
| Avg. Dist. to Rail [m] | 7.9 | 2.3 | 2.6 | 2.3 | 4.2 | 5.6 |
| Avg. Stride Freq. [Hz] | 2.3 | 2.4 | 2.4 | 2.4 | 2.4 | 2.3 |
| Avg. Stride Length [m] | 6.0 | 7.8 | 7.8 | 7.6 | 7.4 | 7.1 |



[] Ranking at each section and finish
 -:-:- No data available at this section
 NA No data available

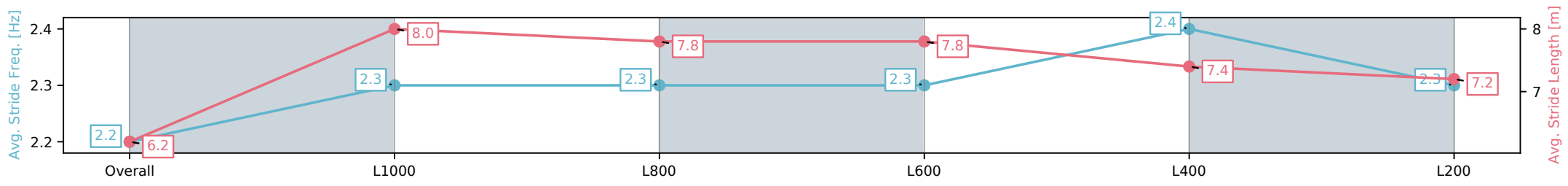
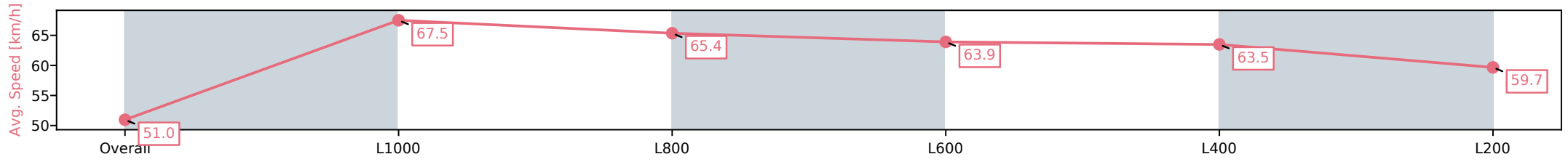
| | |
|--------------------------------|------------------------------|
| Horse/Jockey Name | NEVER SURRENDER/Jason Holder |
| Finish Rank | 8 |
| Fastest Section Time (Section) | 0:10.66 (L1000) |
| Top Speed [km/h] (Section) | 69.0 (Overall) |
| Race State | Finished |



Morphettville SA - Professional
 Race 6: Adelaide Galvanising Industries Handicap - 1200m
 05 October 2024 - 3:34PM
 Track Rating: Good 4, Weather: Overcast, Rail Position: True



| Section | Overall | L1000 | L800 | L600 | L400 | L200 |
|------------------------|--------------------------|--------------------------|--------------------------|--------------------------|--------------------------|--------------------------|
| Section Times | 1:10.69 [8] (0:14.15) | 0:56.54 [4] (0:10.66) | 0:45.88 [3] (0:11.07) | 0:34.81 [3] (0:11.38) | 0:23.43 [4] (0:11.38) | 0:12.05 [5] (0:12.05) |
| Average Speed [km/h] | 51.0 | 67.5 | 65.4 | 63.9 | 63.5 | 59.7 |
| Top Speed [km/h] | 66.3 | 69.0 | 66.7 | 64.9 | 65.2 | 62.6 |
| Avg. Dist. to Rail [m] | 5.9 | 2.0 | 1.1 | 2.1 | 3.5 | 4.5 |
| Avg. Stride Freq. [Hz] | 2.2 | 2.3 | 2.3 | 2.3 | 2.4 | 2.3 |
| Avg. Stride Length [m] | 6.2 | 8.0 | 7.8 | 7.8 | 7.4 | 7.2 |



[] Ranking at each section and finish
 -:-:- No data available at this section
 NA No data available

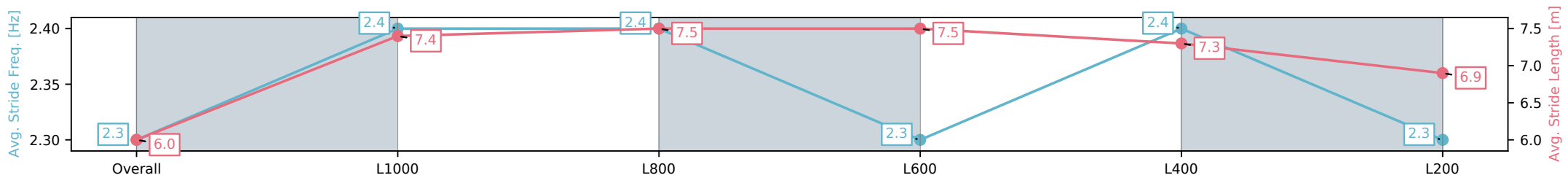
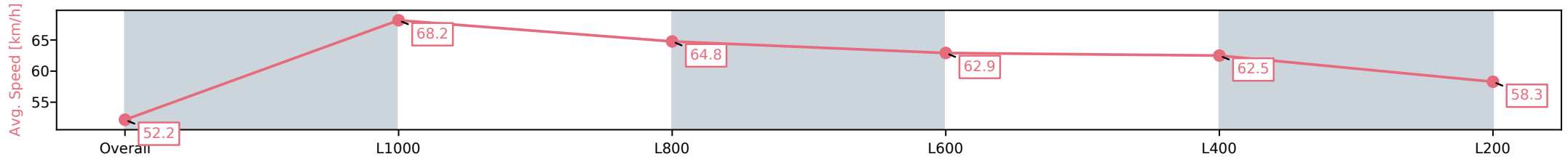
| | |
|--------------------------------|----------------------|
| Horse/Jockey Name | TUPOLEU/Todd Pannell |
| Finish Rank | 9 |
| Fastest Section Time (Section) | 0:10.51 (L1000) |
| Top Speed [km/h] (Section) | 72.0 (Overall) |
| Race State | Finished |



Morphettville SA - Professional
 Race 6: Adelaide Galvanising Industries Handicap - 1200m
 05 October 2024 - 3:34PM
 Track Rating: Good 4, Weather: Overcast, Rail Position: True



| Section | Overall | L1000 | L800 | L600 | L400 | L200 |
|------------------------|--------------------------|--------------------------|--------------------------|--------------------------|--------------------------|--------------------------|
| Section Times | 1:10.86 [9] (0:13.87) | 0:56.99 [1] (0:10.51) | 0:46.48 [1] (0:11.14) | 0:35.34 [1] (0:11.49) | 0:23.85 [1] (0:11.52) | 0:12.33 [2] (0:12.33) |
| Average Speed [km/h] | 52.2 | 68.2 | 64.8 | 62.9 | 62.5 | 58.3 |
| Top Speed [km/h] | 72.0 | 72.0 | 66.2 | 64.1 | 64.2 | 61.6 |
| Avg. Dist. to Rail [m] | 6.7 | 1.3 | 0.6 | 0.4 | 0.2 | 0.4 |
| Avg. Stride Freq. [Hz] | 2.3 | 2.4 | 2.4 | 2.3 | 2.4 | 2.3 |
| Avg. Stride Length [m] | 6.0 | 7.4 | 7.5 | 7.5 | 7.3 | 6.9 |



[] Ranking at each section and finish
 -:-:- No data available at this section
 NA No data available

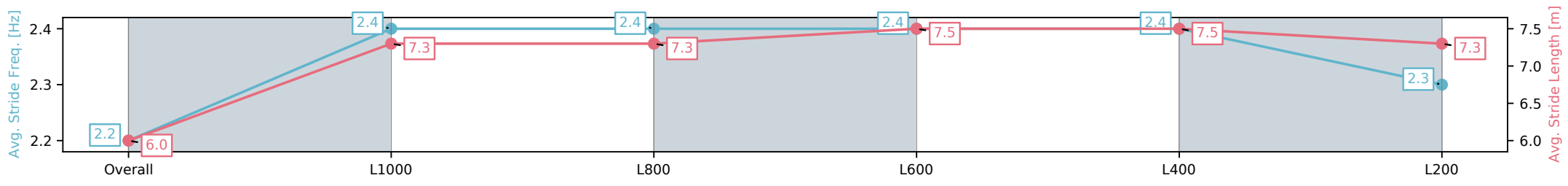
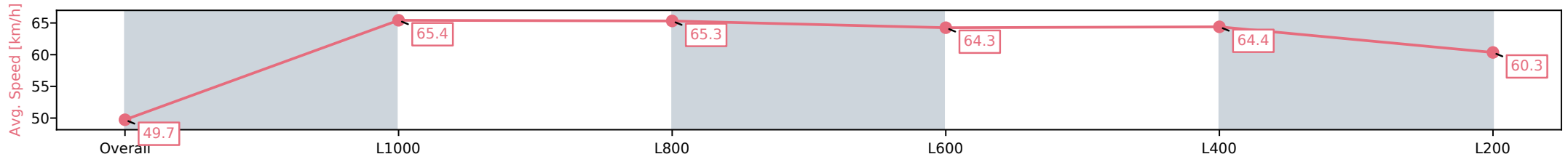
| | |
|--------------------------------|---------------------------|
| Horse/Jockey Name | SAN LUCIDO/Jacob Opperman |
| Finish Rank | 10 |
| Fastest Section Time (Section) | 0:11.00 (L1000) |
| Top Speed [km/h] (Section) | 66.0 (Overall) |
| Race State | Finished |



Morphettville SA - Professional
 Race 6: Adelaide Galvanising Industries Handicap - 1200m
 05 October 2024 - 3:34PM
 Track Rating: Good 4, Weather: Overcast, Rail Position: True



| Section | Overall | L1000 | L800 | L600 | L400 | L200 |
|------------------------|---------------------------|---------------------------|---------------------------|--------------------------|--------------------------|---------------------------|
| Section Times | 1:10.95 [10] (0:14.50) | 0:56.45 [10] (0:11.00) | 0:45.45 [10] (0:11.04) | 0:34.41 [9] (0:11.26) | 0:23.15 [9] (0:11.22) | 0:11.93 [10] (0:11.93) |
| Average Speed [km/h] | 49.7 | 65.4 | 65.3 | 64.3 | 64.4 | 60.3 |
| Top Speed [km/h] | 65.5 | 66.0 | 65.7 | 65.6 | 65.5 | 63.4 |
| Avg. Dist. to Rail [m] | 7.0 | 1.5 | 0.5 | 0.8 | 3.8 | 8.3 |
| Avg. Stride Freq. [Hz] | 2.2 | 2.4 | 2.4 | 2.4 | 2.4 | 2.3 |
| Avg. Stride Length [m] | 6.0 | 7.3 | 7.3 | 7.5 | 7.5 | 7.3 |



[] Ranking at each section and finish
 -:-:- No data available at this section
 NA No data available

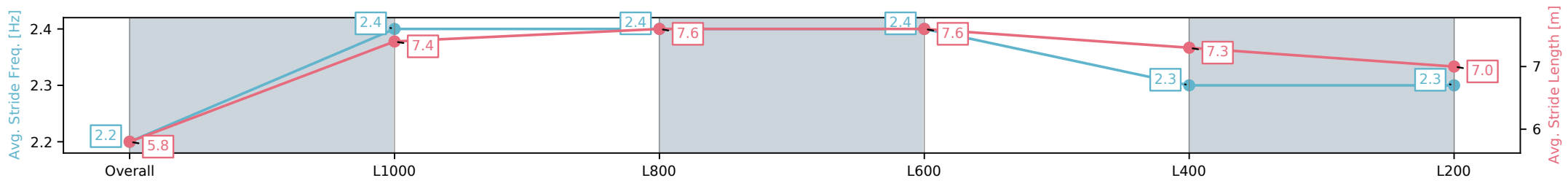

| | |
|--------------------------------|--------------------------------|
| Horse/Jockey Name | MIST THE DEADLINE/Dom Tourneur |
| Finish Rank | 11 |
| Fastest Section Time (Section) | 0:10.96 (L1000) |
| Top Speed [km/h] (Section) | 66.8 (L1000) |
| Race State | Finished |



Morphettville SA - Professional
 Race 6: Adelaide Galvanising Industries Handicap - 1200m
 05 October 2024 - 3:34PM
 Track Rating: Good 4, Weather: Overcast, Rail Position: True



| Section | Overall | L1000 | L800 | L600 | L400 | L200 |
|------------------------|---------------------------|---------------------------|---------------------------|---------------------------|---------------------------|---------------------------|
| Section Times | 1:11.38 [11] (0:14.95) | 0:56.43 [11] (0:10.96) | 0:45.47 [11] (0:11.03) | 0:34.44 [11] (0:11.13) | 0:23.31 [11] (0:11.46) | 0:11.85 [11] (0:11.85) |
| Average Speed [km/h] | 48.2 | 65.7 | 65.8 | 65.5 | 63.2 | 60.8 |
| Top Speed [km/h] | 63.6 | 66.5 | 66.8 | 66.6 | 64.6 | 62.1 |
| Avg. Dist. to Rail [m] | 3.7 | 2.4 | 1.9 | 2.5 | 5.6 | 5.1 |
| Avg. Stride Freq. [Hz] | 2.2 | 2.4 | 2.4 | 2.4 | 2.3 | 2.3 |
| Avg. Stride Length [m] | 5.8 | 7.4 | 7.6 | 7.6 | 7.3 | 7.0 |



[] Ranking at each section and finish
 -:-:- No data available at this section
 NA No data available

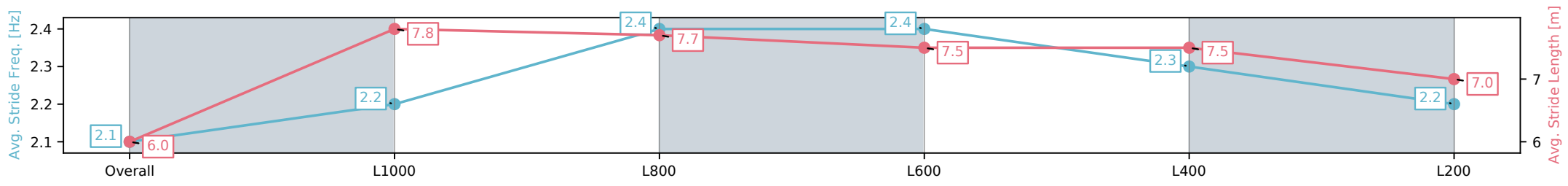
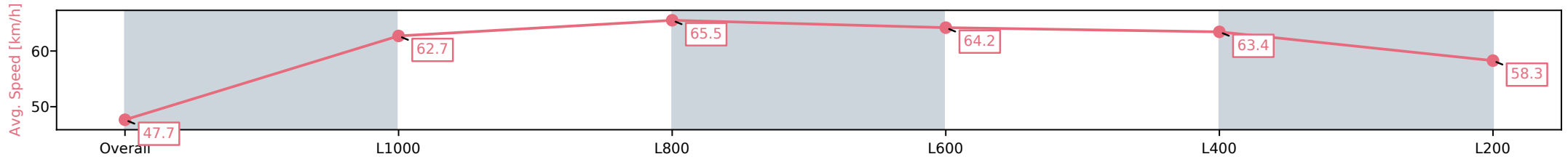
| | |
|--------------------------------|-------------------------------|
| Horse/Jockey Name | NOT A SINGLE BID/Tayla Childs |
| Finish Rank | 12 |
| Fastest Section Time (Section) | 0:10.97 (L800) |
| Top Speed [km/h] (Section) | 67.3 (L1000) |
| Race State | Finished |



Morphettville SA - Professional
 Race 6: Adelaide Galvanising Industries Handicap - 1200m
 05 October 2024 - 3:34PM
 Track Rating: Good 4, Weather: Overcast, Rail Position: True



| Section | Overall | L1000 | L800 | L600 | L400 | L200 |
|------------------------|---------------------------|---------------------------|---------------------------|---------------------------|---------------------------|---------------------------|
| Section Times | 1:12.44 [12] (0:15.08) | 0:57.36 [12] (0:11.50) | 0:45.86 [12] (0:10.97) | 0:34.89 [12] (0:11.17) | 0:23.72 [12] (0:11.36) | 0:12.36 [12] (0:12.36) |
| Average Speed [km/h] | 47.7 | 62.7 | 65.5 | 64.2 | 63.4 | 58.3 |
| Top Speed [km/h] | 61.7 | 64.8 | 67.3 | 66.0 | 65.1 | 62.1 |
| Avg. Dist. to Rail [m] | 1.6 | 0.9 | 0.3 | 0.7 | 1.4 | 2.7 |
| Avg. Stride Freq. [Hz] | 2.1 | 2.2 | 2.4 | 2.4 | 2.3 | 2.2 |
| Avg. Stride Length [m] | 6.0 | 7.8 | 7.7 | 7.5 | 7.5 | 7.0 |



[] Ranking at each section and finish
 -:-:- No data available at this section
 NA No data available