



RACINGSA

Morphettville Parks SA

Race 8: Sportsbet Handicap - 1400m

28 September 2024 - 4:49PM



Morphettville

Track Rating: Good 4, Weather: Fine, Rail Position: +3m 1000m-W/Post, True Remainder

Section								Overall	L1200	L1000	L800	L600	L400		
Field Times								1:25.51 (0:14.05)	1:11.46 (0:11.25)	1:00.21 (0:12.08)	0:48.12 (0:12.37)	0:35.75 (0:12.22)	0:23.54 (0:11.73)		
Position	#	Horse/Jockey	Barrier	Top Speed [km/h]	Fastest Section	First 400m								Distance Travelled From Winner [m]	
1	4	I CATCHEM FOX Kayla Crowther	11	64.0 600-400	0:11.51 400-200	0:26.09	1:25.51 (0:14.54)	1:10.97 [10] (0:11.55)	0:59.42 [9] (0:12.12)	0:47.30 [9] (0:12.09)	0:35.21 [9] (0:11.96)	0:23.25 [5] (0:11.51)			
2	7	MERCHANT BOSS Ben Price	10	65.7 600-400	0:11.34 400-200	0:26.21	1:25.52 (0:14.59)	1:10.93 [11] (0:11.62)	0:59.31 [11] (0:12.13)	0:47.18 [11] (0:12.20)	0:34.98 [11] (0:11.82)	0:23.16 [8] (0:11.34)	+2		
3	3	ENCIPHERING Alana Livesey	8	64.4 600-400	0:11.49 1200-1000	0:25.74	1:25.87 (0:14.25)	1:11.62 [6] (0:11.49)	1:00.13 [6] (0:12.22)	0:47.91 [7] (0:12.17)	0:35.74 [6] (0:11.99)	0:23.75 [3] (0:11.60)	-3		
4	13	MR TRAFFICANTI Tayla Childs	13	64.7 600-400	0:11.51 400-200	0:26.49	1:25.98 (0:14.86)	1:11.12 [13] (0:11.63)	0:59.49 [13] (0:12.09)	0:47.40 [12] (0:12.00)	0:35.40 [12] (0:12.08)	0:23.32 [12] (0:11.51)	-10		
5	2	PROVEN CORRECT Taylor Johnstone	5	65.7 1400-1200	0:11.40 1200-1000	0:25.56	1:26.24 (0:14.17)	1:12.07 [5] (0:11.40)	1:00.67 [4] (0:12.08)	0:48.59 [4] (0:12.36)	0:36.23 [4] (0:12.24)	0:23.99 [4] (0:11.84)	-8		
6	10	BURNING BRIGHT Jason Holder	6	65.3 1400-1200	0:11.27 1200-1000	0:25.35	1:26.29 (0:14.08)	1:12.21 [2] (0:11.27)	1:00.94 [2] (0:12.08)	0:48.86 [2] (0:12.35)	0:36.51 [2] (0:12.19)	0:24.32 [1] (0:11.93)	-6		
7	14	PRETENTIOUS LASS Rochelle Milnes	14	64.0 600-400	0:11.62 400-200	0:26.35	1:26.31 (0:14.72)	1:11.59 [12] (0:11.63)	0:59.96 [12] (0:12.26)	0:47.70 [13] (0:12.13)	0:35.57 [13] (0:12.13)	0:23.44 [13] (0:11.62)	+0		
8	12	DAWNBURST Samuel Payne	3	62.9 1400-1200	0:11.64 1200-1000	0:26.08	1:26.52 (0:14.44)	1:12.08 [8] (0:11.64)	1:00.44 [8] (0:12.10)	0:48.34 [8] (0:12.08)	0:36.26 [8] (0:12.18)	0:24.08 [10] (0:11.81)	-9		
9	9	MADISON KATE Tatum Bull	1	62.7 1400-1200	0:11.53 1200-1000	0:25.70	1:26.60 (0:14.17)	1:12.43 [4] (0:11.53)	1:00.90 [5] (0:12.16)	0:48.74 [6] (0:12.18)	0:36.56 [5] (0:12.22)	0:24.34 [7] (0:11.93)	-9		
10	5	HASSLEFREE Teagan Voorham	9	64.5 1400-1200	0:11.64 1200-1000	0:26.14	1:26.66 (0:14.50)	1:12.16 [9] (0:11.64)	1:00.52 [10] (0:12.19)	0:48.33 [10] (0:12.18)	0:36.15 [10] (0:12.04)	0:24.11 [11] (0:11.80)	-2		

Scratched: Miss Remski (#11)

Report Created: Sat 28 September 2024 17:37:52 GMT+10 (Note: Timing is based on positional data)

- [] Position in running at each section and finish
- #: Saddle cloth number
- : No data available at this section
- DNF: Did not finish
- NA: No data available
- DNT: Did not track
- █: Background shading for fastest section



RACINGSA

Morphettville Parks SA

Race 8: Sportsbet Handicap - 1400m

28 September 2024 - 4:49PM



Morphettville

Track Rating: Good 4, Weather: Fine, Rail Position: +3m 1000m-W/Post, True Remainder

Section								Overall	L1200	L1000	L800	L600	L400		
Field Times								1:25.51 (0:14.05)	1:11.46 (0:11.25)	1:00.21 (0:12.08)	0:48.12 (0:12.37)	0:35.75 (0:12.22)	0:23.54 (0:11.73)		
Position	#	Horse/Jockey	Barrier	Top Speed [km/h]	Fastest Section	First 400m									Distance Travelled From Winner [m]
11	1	COLD CASE Jake Toeroek	7	64.2 1400-1200	0:11.40 1200-1000	0:25.82	1:26.73 (0:14.42)	1:12.31 [7] (0:11.40)	1:00.91 [7] (0:12.02)	0:48.89 [5] (0:12.35)	0:36.54 [7] (0:12.20)	0:24.34 [9] (0:11.90)		-4	
12	6	HIGH FIVE Todd Pannell	12	65.4 1400-1200	0:11.31 1200-1000	0:25.47	1:26.85 (0:14.16)	1:12.69 [3] (0:11.31)	1:01.38 [3] (0:12.15)	0:49.23 [3] (0:12.38)	0:36.85 [3] (0:12.26)	0:24.59 [6] (0:12.01)		-3	
13	8	FREE VINO Matthew Chadwick	4	65.3 1400-1200	0:11.25 1200-1000	0:25.30	1:27.30 (0:14.05)	1:13.25 [1] (0:11.25)	1:02.00 [1] (0:12.08)	0:49.92 [1] (0:12.37)	0:37.55 [1] (0:12.26)	0:25.29 [2] (0:12.21)		-9	

Scratched: Miss Remski (#11)

- [] Position in running at each section and finish
- #: Saddle cloth number
- :--:-- No data available at this section
- DNF Did not finish
- NA No data available
- DNT Did not track
- █ Background shading for fastest section



RACINGSA

Morphettville Parks SA
Race 8: Sportsbet Handicap - 1400m
28 September 2024 - 4:49PM



Morphettville

Track Rating: Good 4, Weather: Fine, Rail Position: +3m 1000m-W/Post, True Remainder

Section
Field Times

L200
0:11.81
(0:11.81)

Table with columns: Position, #, Horse/Jockey, Barrier, Top Speed [km/h], Fastest Section, First 400m, Margin, Distance Travelled From Winner [m]. Contains 10 rows of race data.

Scratched: Miss Remski (#11)

- [] Position in running at each section and finish
Saddle cloth number
-:-:- No data available at this section
DNF Did not finish
NA No data available
DNT Did not track
Background shading for fastest section



Morphettville Parks SA

Race 8: Sportsbet Handicap - 1400m

28 September 2024 - 4:49PM



Track Rating: Good 4, Weather: Fine, Rail Position: +3m 1000m-W/Post, True Remainder

Section

Field Times

L200

0:11.81

(0:11.81)

Position	#	Horse/Jockey	Barrier	Top Speed [km/h]	Fastest Section	First 400m	Margin							Distance Travelled From Winner [m]
11	1	COLD CASE	7	64.2	0:11.40	0:25.82	0:12.44 [11]	7.6L						-4
		Jake Toeroek		1400-1200	1200-1000		(0:12.44)							
12	6	HIGH FIVE	12	65.4	0:11.31	0:25.47	0:12.58 [10]	8.3L						-3
		Todd Pannell		1400-1200	1200-1000		(0:12.57)							
13	8	FREE VINO	4	65.3	0:11.25	0:25.30	0:13.08 [8]	11.2L						-9
		Matthew Chadwick		1400-1200	1200-1000		(0:13.08)							

Scratched: Miss Remski (#11)

- [] Position in running at each section and finish
- #: Saddle cloth number
- :--- No data available at this section
- DNF Did not finish
- NA No data available
- DNT Did not track
- █ Background shading for fastest section

Horse/Jockey Name	I CATCHEM FOX/Kayla Crowther
Finish Rank	1
Fastest Section Time (Section)	0:11.51 (L400)
Top Speed [km/h] (Section)	64.0 (L600)
Race State	Finished



Morphettville Parks SA - Professional

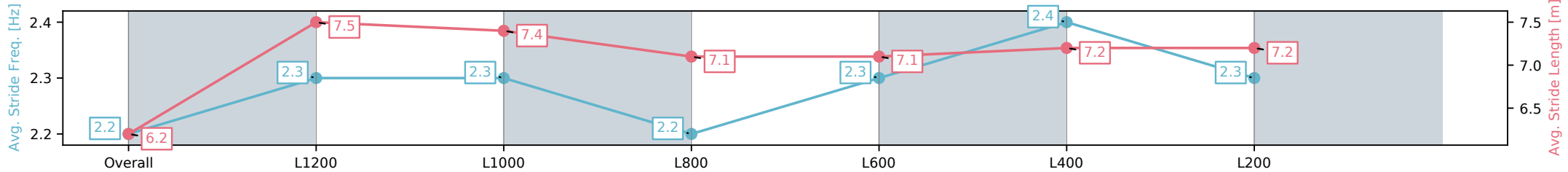
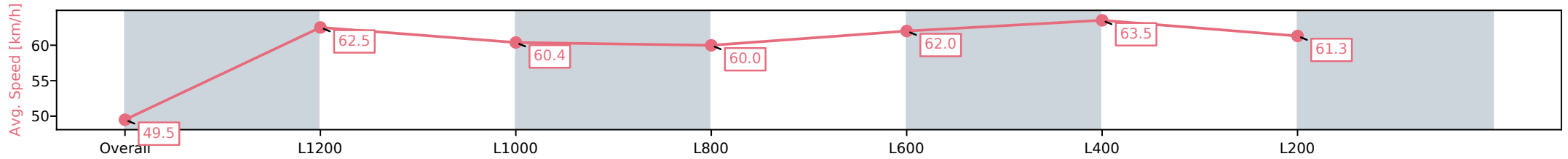
Race 8: Sportsbet Handicap - 1400m

28 September 2024 - 4:49PM

Track Rating: Good 4, Weather: Fine, Rail Position: +3m 1000m-W/
Post, True Remainder



Section	Overall	L1200	L1000	L800	L600	L400	L200
Section Times	1:25.51 [1] (0:14.54)	1:10.97 [10] (0:11.55)	0:59.42 [9] (0:12.12)	0:47.30 [9] (0:12.09)	0:35.21 [9] (0:11.96)	0:23.25 [5] (0:11.51)	0:11.74 [3] (0:11.74)
Average Speed [km/h]	49.5	62.5	60.4	60.0	62.0	63.5	61.3
Top Speed [km/h]	61.6	63.0	62.6	61.2	63.3	64.0	63.8
Avg. Dist. to Rail [m]	9.8	4.8	2.8	4.5	5.3	7.4	7.8
Avg. Stride Freq. [Hz]	2.2	2.3	2.3	2.2	2.3	2.4	2.3
Avg. Stride Length [m]	6.2	7.5	7.4	7.1	7.1	7.2	7.2



- [] Ranking at each section and finish
- :-:- No data available at this section
- NA No data available

Horse/Jockey Name	MERCHANT BOSS/Ben Price
Finish Rank	2
Fastest Section Time (Section)	0:11.34 (L400)
Top Speed [km/h] (Section)	65.7 (L600)
Race State	Finished



Morphettville Parks SA - Professional

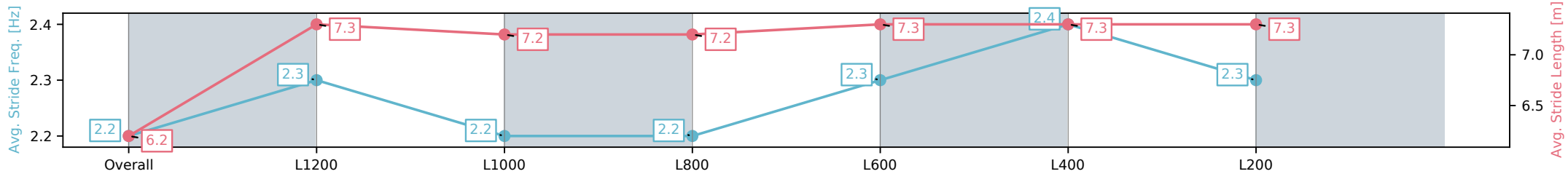
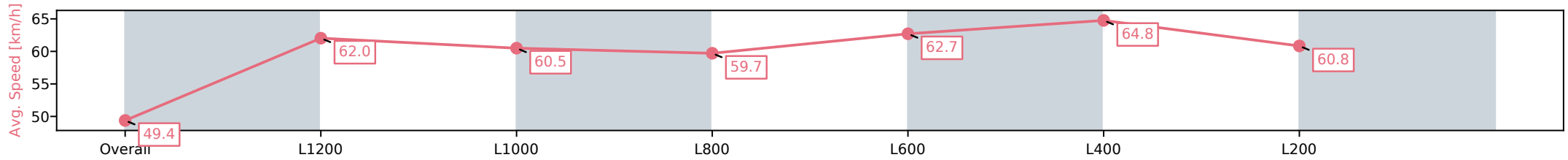
Race 8: Sportsbet Handicap - 1400m

28 September 2024 - 4:49PM

Track Rating: Good 4, Weather: Fine, Rail Position: +3m 1000m-W/
Post, True Remainder



Section	Overall	L1200	L1000	L800	L600	L400	L200
Section Times	1:25.52 [2] (0:14.59)	1:10.93 [11] (0:11.62)	0:59.31 [11] (0:12.13)	0:47.18 [11] (0:12.20)	0:34.98 [11] (0:11.82)	0:23.16 [8] (0:11.34)	0:11.82 [1] (0:11.82)
Average Speed [km/h]	49.4	62.0	60.5	59.7	62.7	64.8	60.8
Top Speed [km/h]	59.9	63.8	63.0	61.3	64.4	65.7	64.9
Avg. Dist. to Rail [m]	8.5	4.5	3.9	4.5	5.6	8.7	8.8
Avg. Stride Freq. [Hz]	2.2	2.3	2.2	2.2	2.3	2.4	2.3
Avg. Stride Length [m]	6.2	7.3	7.2	7.2	7.2	7.3	7.3



- [] Ranking at each section and finish
- :-:- No data available at this section
- NA No data available

Horse/Jockey Name	ENCIPHERING/Alana Livesey
Finish Rank	3
Fastest Section Time (Section)	0:11.49 (L1200)
Top Speed [km/h] (Section)	64.4 (L600)
Race State	Finished



Morphettville Parks SA - Professional

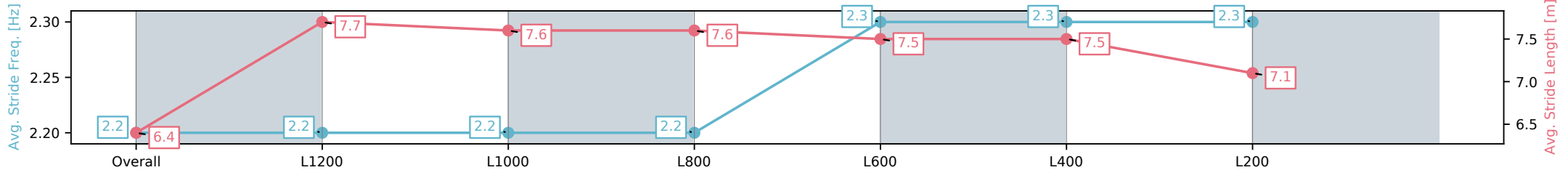
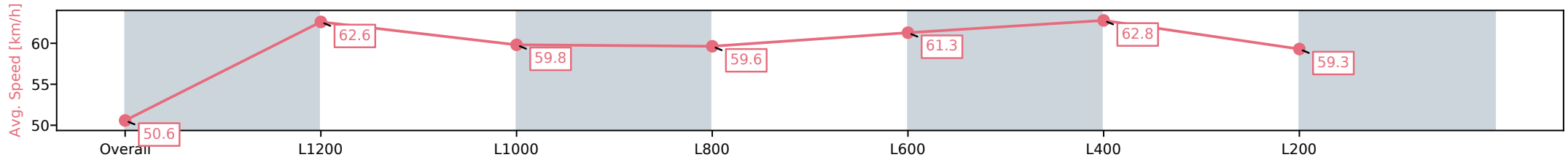
Race 8: Sportsbet Handicap - 1400m

28 September 2024 - 4:49PM

Track Rating: Good 4, Weather: Fine, Rail Position: +3m 1000m-W/
Post, True Remainder



Section	Overall	L1200	L1000	L800	L600	L400	L200
Section Times	1:25.87 [3] (0:14.25)	1:11.62 [6] (0:11.49)	1:00.13 [6] (0:12.22)	0:47.91 [7] (0:12.17)	0:35.74 [6] (0:11.99)	0:23.75 [3] (0:11.60)	0:12.15 [2] (0:12.15)
Average Speed [km/h]	50.6	62.6	59.8	59.6	61.3	62.8	59.3
Top Speed [km/h]	62.6	63.8	62.3	60.5	62.6	64.4	62.5
Avg. Dist. to Rail [m]	6.8	3.9	2.8	3.3	3.8	5.5	6.7
Avg. Stride Freq. [Hz]	2.2	2.2	2.2	2.2	2.3	2.3	2.3
Avg. Stride Length [m]	6.4	7.7	7.6	7.6	7.6	7.5	7.1



[] Ranking at each section and finish
 -:-:- No data available at this section
 NA No data available

Horse/Jockey Name	MR TRAFFICANTI/Tayla Childs
Finish Rank	4
Fastest Section Time (Section)	0:11.51 (L400)
Top Speed [km/h] (Section)	64.7 (L600)
Race State	Finished



Morphettville Parks SA - Professional

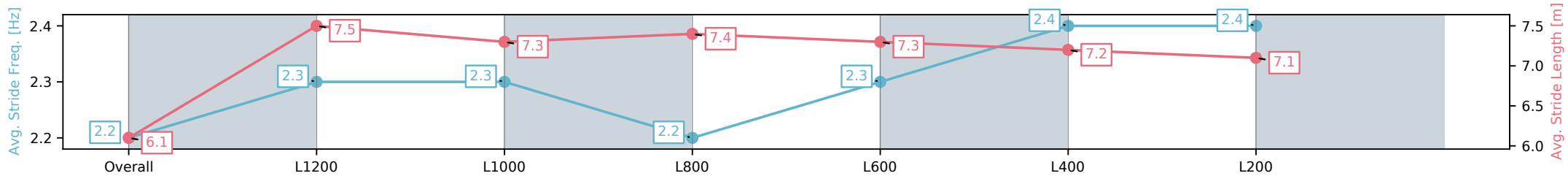
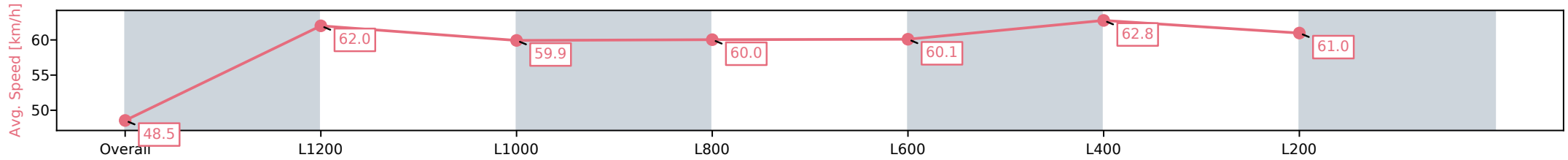
Race 8: Sportsbet Handicap - 1400m

28 September 2024 - 4:49PM

Track Rating: Good 4, Weather: Fine, Rail Position: +3m 1000m-W/
Post, True Remainder



Section	Overall	L1200	L1000	L800	L600	L400	L200
Section Times	1:25.98 [4] (0:14.86)	1:11.12 [13] (0:11.63)	0:59.49 [13] (0:12.09)	0:47.40 [12] (0:12.00)	0:35.40 [12] (0:12.08)	0:23.32 [12] (0:11.51)	0:11.81 [6] (0:11.81)
Average Speed [km/h]	48.5	62.0	59.9	60.0	60.1	62.8	61.0
Top Speed [km/h]	61.3	62.9	61.2	60.8	61.6	64.7	64.2
Avg. Dist. to Rail [m]	9.9	3.3	1.4	0.9	1.6	1.5	2.4
Avg. Stride Freq. [Hz]	2.2	2.3	2.3	2.2	2.3	2.4	2.4
Avg. Stride Length [m]	6.1	7.5	7.3	7.4	7.3	7.2	7.1



- [] Ranking at each section and finish
- :-:- No data available at this section
- NA No data available

Horse/Jockey Name	PROVEN CORRECT/Taylor Johnstone
Finish Rank	5
Fastest Section Time (Section)	0:11.40 (L1200)
Top Speed [km/h] (Section)	65.7 (Overall)
Race State	Finished



Morphettville Parks SA - Professional

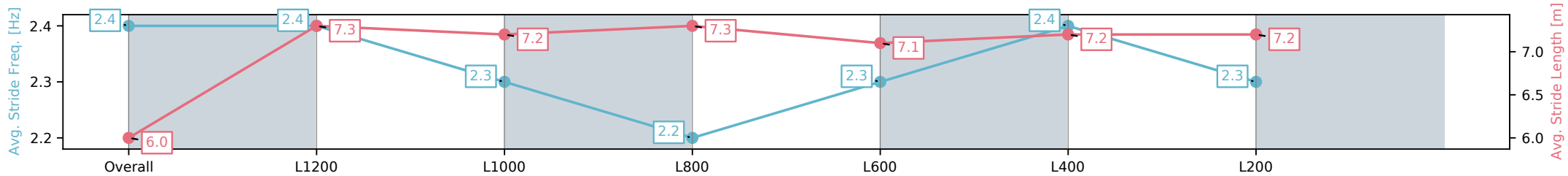
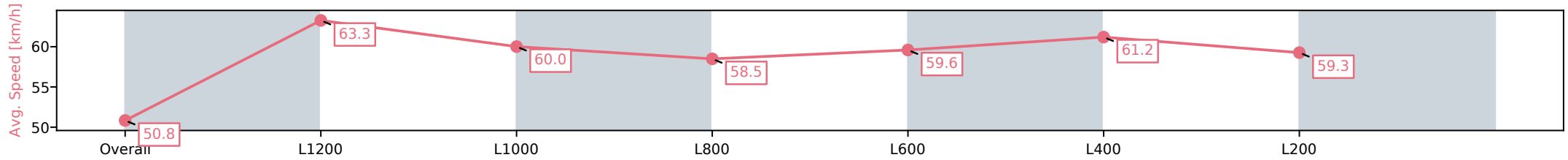
Race 8: Sportsbet Handicap - 1400m

28 September 2024 - 4:49PM

Track Rating: Good 4, Weather: Fine, Rail Position: +3m 1000m-W/
Post, True Remainder



Section	Overall	L1200	L1000	L800	L600	L400	L200
Section Times	1:26.24 [5] (0:14.17)	1:12.07 [5] (0:11.40)	1:00.67 [4] (0:12.08)	0:48.59 [4] (0:12.36)	0:36.23 [4] (0:12.24)	0:23.99 [4] (0:11.84)	0:12.15 [5] (0:12.15)
Average Speed [km/h]	50.8	63.3	60.0	58.5	59.6	61.2	59.3
Top Speed [km/h]	63.2	65.7	62.8	59.3	60.3	62.0	61.7
Avg. Dist. to Rail [m]	4.2	3.0	1.6	1.8	2.3	4.2	6.6
Avg. Stride Freq. [Hz]	2.4	2.4	2.3	2.2	2.3	2.4	2.3
Avg. Stride Length [m]	6.0	7.3	7.2	7.2	7.3	7.1	7.2



- [] Ranking at each section and finish
- :-:- No data available at this section
- NA No data available

Horse/Jockey Name	BURNING BRIGHT/Jason Holder
Finish Rank	6
Fastest Section Time (Section)	0:11.27 (L1200)
Top Speed [km/h] (Section)	65.3 (Overall)
Race State	Finished



Morphettville Parks SA - Professional

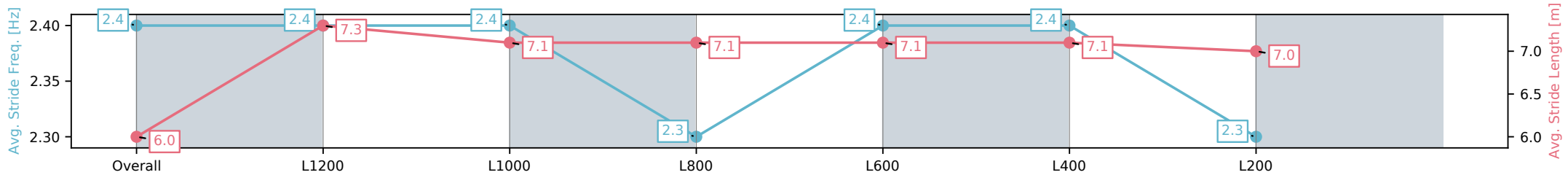
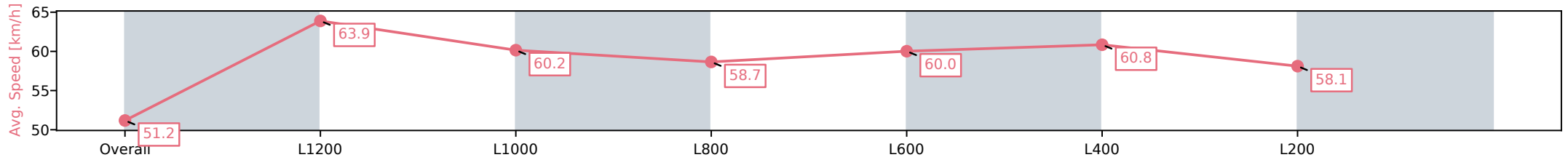
Race 8: Sportsbet Handicap - 1400m

28 September 2024 - 4:49PM

Track Rating: Good 4, Weather: Fine, Rail Position: +3m 1000m-W/
Post, True Remainder



Section	Overall	L1200	L1000	L800	L600	L400	L200
Section Times	1:26.29 [6] (0:14.08)	1:12.21 [2] (0:11.27)	1:00.94 [2] (0:12.08)	0:48.86 [2] (0:12.35)	0:36.51 [2] (0:12.19)	0:24.32 [1] (0:11.93)	0:12.39 [4] (0:12.39)
Average Speed [km/h]	51.2	63.9	60.2	58.7	60.0	60.8	58.1
Top Speed [km/h]	63.7	65.3	62.5	60.0	61.1	61.8	60.2
Avg. Dist. to Rail [m]	5.0	3.5	1.9	2.5	3.0	4.2	4.9
Avg. Stride Freq. [Hz]	2.4	2.4	2.4	2.3	2.4	2.4	2.3
Avg. Stride Length [m]	6.0	7.3	7.1	7.1	7.1	7.1	7.0



- [] Ranking at each section and finish
- :-:- No data available at this section
- NA No data available

Horse/Jockey Name	PRETENTIOUS LASS/Rochelle Milnes
Finish Rank	7
Fastest Section Time (Section)	0:11.62 (L400)
Top Speed [km/h] (Section)	64.0 (L600)
Race State	Finished



Morphettville Parks SA - Professional

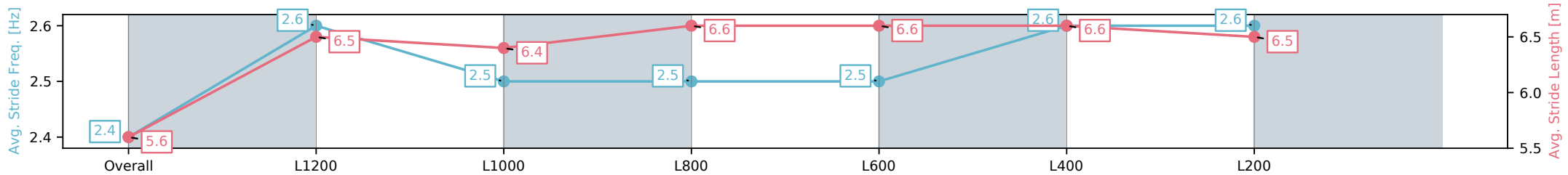
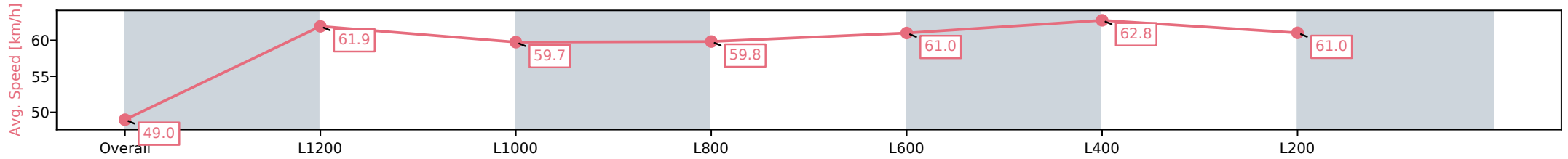
Race 8: Sportsbet Handicap - 1400m

28 September 2024 - 4:49PM

Track Rating: Good 4, Weather: Fine, Rail Position: +3m 1000m-W/
Post, True Remainder



Section	Overall	L1200	L1000	L800	L600	L400	L200
Section Times	1:26.31 [7] (0:14.72)	1:11.59 [12] (0:11.63)	0:59.96 [12] (0:12.26)	0:47.70 [13] (0:12.13)	0:35.57 [13] (0:12.13)	0:23.44 [13] (0:11.62)	0:11.82 [13] (0:11.82)
Average Speed [km/h]	49.0	61.9	59.7	59.8	61.0	62.8	61.0
Top Speed [km/h]	60.2	63.2	61.8	60.4	62.2	64.0	64.0
Avg. Dist. to Rail [m]	12.0	5.5	3.5	3.5	4.6	9.0	12.1
Avg. Stride Freq. [Hz]	2.4	2.6	2.5	2.5	2.5	2.6	2.6
Avg. Stride Length [m]	5.6	6.5	6.4	6.4	6.6	6.6	6.5



- [] Ranking at each section and finish
- :-:- No data available at this section
- NA No data available

Horse/Jockey Name	DAWNBURST/Samuel Payne
Finish Rank	8
Fastest Section Time (Section)	0:11.64 (L1200)
Top Speed [km/h] (Section)	62.9 (Overall)
Race State	Finished



Morphettville Parks SA - Professional

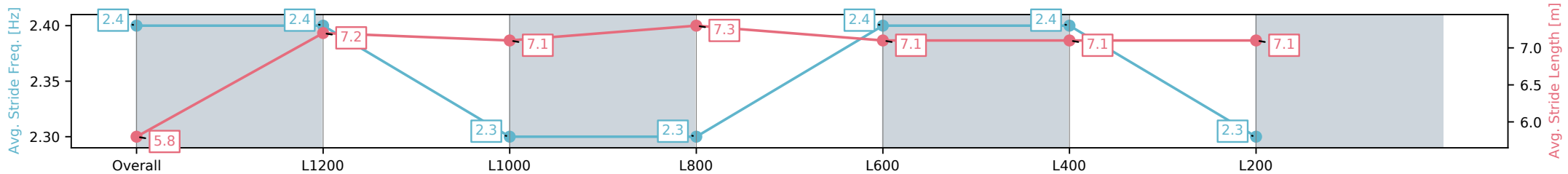
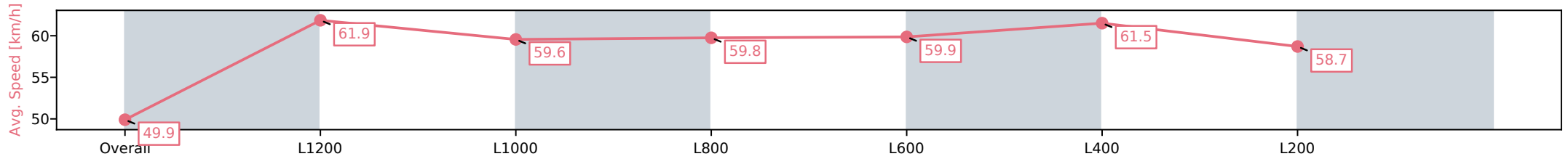
Race 8: Sportsbet Handicap - 1400m

28 September 2024 - 4:49PM

Track Rating: Good 4, Weather: Fine, Rail Position: +3m 1000m-W/
Post, True Remainder



Section	Overall	L1200	L1000	L800	L600	L400	L200
Section Times	1:26.52 [8] (0:14.44)	1:12.08 [8] (0:11.64)	1:00.44 [8] (0:12.10)	0:48.34 [8] (0:12.08)	0:36.26 [8] (0:12.18)	0:24.08 [10] (0:11.81)	0:12.27 [9] (0:12.27)
Average Speed [km/h]	49.9	61.9	59.6	59.8	59.9	61.5	58.7
Top Speed [km/h]	62.9	62.8	61.7	60.7	61.9	62.8	61.9
Avg. Dist. to Rail [m]	2.2	1.5	0.6	1.1	2.4	4.6	6.2
Avg. Stride Freq. [Hz]	2.4	2.4	2.3	2.3	2.4	2.4	2.3
Avg. Stride Length [m]	5.8	7.2	7.1	7.1	7.3	7.1	7.1



[] Ranking at each section and finish
 -:-:- No data available at this section
 NA No data available

Horse/Jockey Name	MADISON KATE/Tatum Bull
Finish Rank	9
Fastest Section Time (Section)	0:11.53 (L1200)
Top Speed [km/h] (Section)	62.7 (Overall)
Race State	Finished



Morphettville Parks SA - Professional

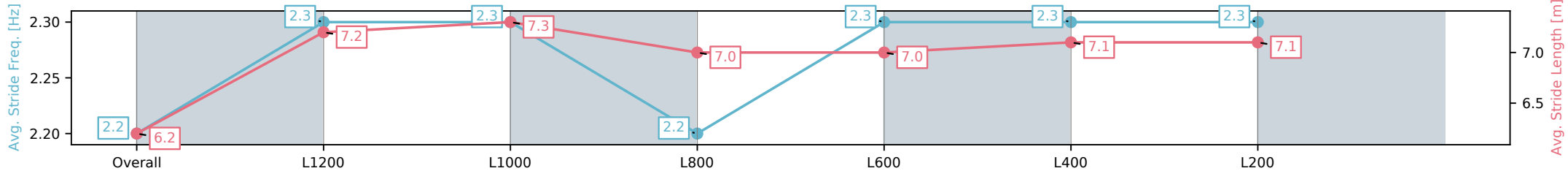
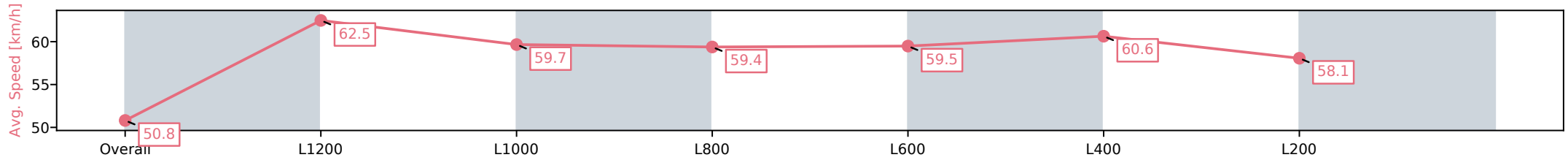
Race 8: Sportsbet Handicap - 1400m

28 September 2024 - 4:49PM

Track Rating: Good 4, Weather: Fine, Rail Position: +3m 1000m-W/
Post, True Remainder



Section	Overall	L1200	L1000	L800	L600	L400	L200
Section Times	1:26.60 [9] (0:14.17)	1:12.43 [4] (0:11.53)	1:00.90 [5] (0:12.16)	0:48.74 [6] (0:12.18)	0:36.56 [5] (0:12.22)	0:24.34 [7] (0:11.93)	0:12.41 [7] (0:12.41)
Average Speed [km/h]	50.8	62.5	59.7	59.4	59.5	60.6	58.1
Top Speed [km/h]	62.7	62.7	62.3	60.5	60.8	61.5	60.2
Avg. Dist. to Rail [m]	1.8	1.4	1.6	1.7	1.9	3.3	4.0
Avg. Stride Freq. [Hz]	2.2	2.3	2.3	2.2	2.3	2.3	2.3
Avg. Stride Length [m]	6.2	7.2	7.3	7.0	7.0	7.1	7.1



[] Ranking at each section and finish
 -:-:- No data available at this section
 NA No data available

Horse/Jockey Name	HASSLEFREE/Teagan Voorham
Finish Rank	10
Fastest Section Time (Section)	0:11.64 (L1200)
Top Speed [km/h] (Section)	64.5 (Overall)
Race State	Finished



Morphettville Parks SA - Professional

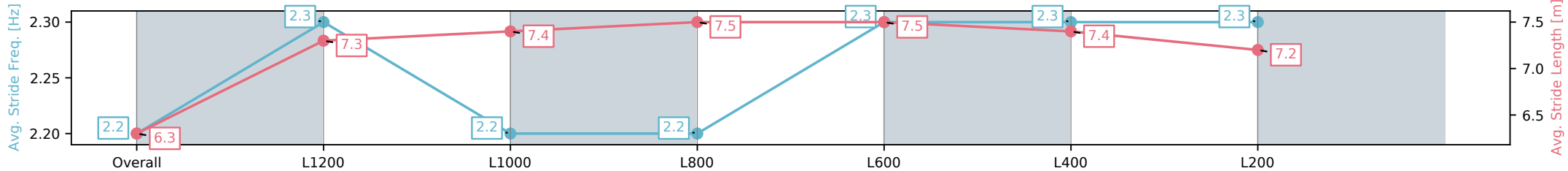
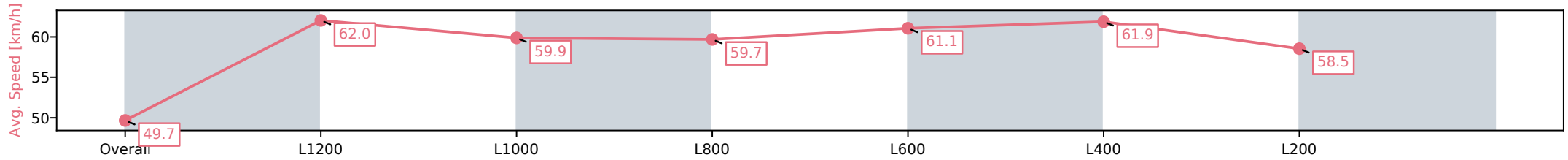
Race 8: Sportsbet Handicap - 1400m

28 September 2024 - 4:49PM

Track Rating: Good 4, Weather: Fine, Rail Position: +3m 1000m-W/
Post, True Remainder



Section	Overall	L1200	L1000	L800	L600	L400	L200
Section Times	1:26.66 [10] (0:14.50)	1:12.16 [9] (0:11.64)	1:00.52 [10] (0:12.19)	0:48.33 [10] (0:12.18)	0:36.15 [10] (0:12.04)	0:24.11 [11] (0:11.80)	0:12.31 [12] (0:12.31)
Average Speed [km/h]	49.7	62.0	59.9	59.7	61.1	61.9	58.5
Top Speed [km/h]	60.1	64.5	62.2	60.6	62.6	63.0	61.8
Avg. Dist. to Rail [m]	7.6	3.6	3.1	3.9	4.0	7.7	10.0
Avg. Stride Freq. [Hz]	2.2	2.3	2.2	2.2	2.3	2.3	2.3
Avg. Stride Length [m]	6.3	7.3	7.4	7.4	7.5	7.4	7.2



[] Ranking at each section and finish
 -:-:- No data available at this section
 NA No data available

Horse/Jockey Name	COLD CASE/Jake Toeroek
Finish Rank	11
Fastest Section Time (Section)	0:11.40 (L1200)
Top Speed [km/h] (Section)	64.2 (Overall)
Race State	Finished



Morphettville Parks SA - Professional

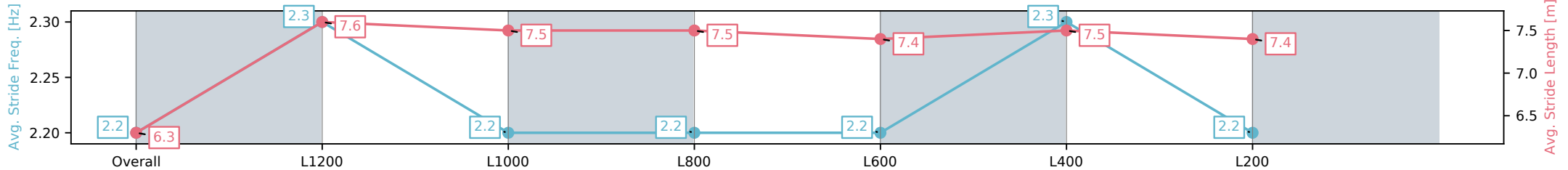
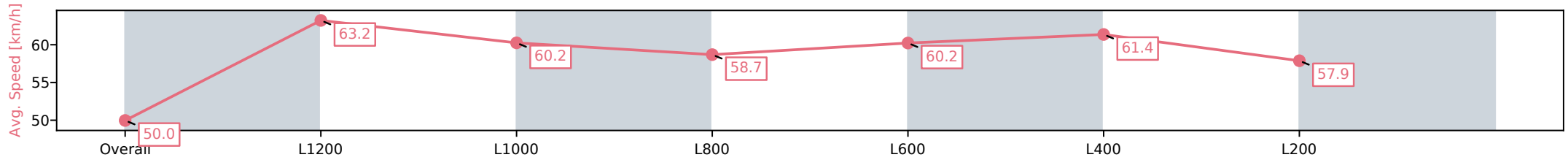
Race 8: Sportsbet Handicap - 1400m

28 September 2024 - 4:49PM

Track Rating: Good 4, Weather: Fine, Rail Position: +3m 1000m-W/
Post, True Remainder



Section	Overall	L1200	L1000	L800	L600	L400	L200
Section Times	1:26.73 [11] (0:14.42)	1:12.31 [7] (0:11.40)	1:00.91 [7] (0:12.02)	0:48.89 [5] (0:12.35)	0:36.54 [7] (0:12.20)	0:24.34 [9] (0:11.90)	0:12.44 [11] (0:12.44)
Average Speed [km/h]	50.0	63.2	60.2	58.7	60.2	61.4	57.9
Top Speed [km/h]	62.3	64.2	62.6	59.8	61.6	62.1	60.7
Avg. Dist. to Rail [m]	5.1	2.2	1.3	2.8	3.9	7.4	9.1
Avg. Stride Freq. [Hz]	2.2	2.3	2.2	2.2	2.2	2.3	2.2
Avg. Stride Length [m]	6.3	7.6	7.5	7.5	7.4	7.5	7.4



[] Ranking at each section and finish
 -:-:- No data available at this section
 NA No data available

Horse/Jockey Name	HIGH FIVE/Todd Pannell
Finish Rank	12
Fastest Section Time (Section)	0:11.31 (L1200)
Top Speed [km/h] (Section)	65.4 (Overall)
Race State	Finished



Morphettville Parks SA - Professional

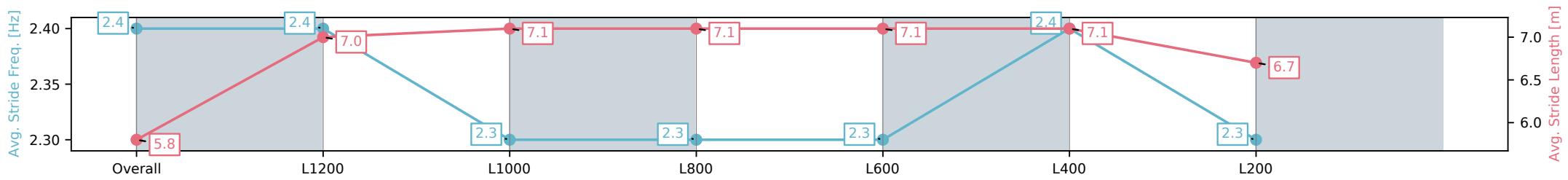
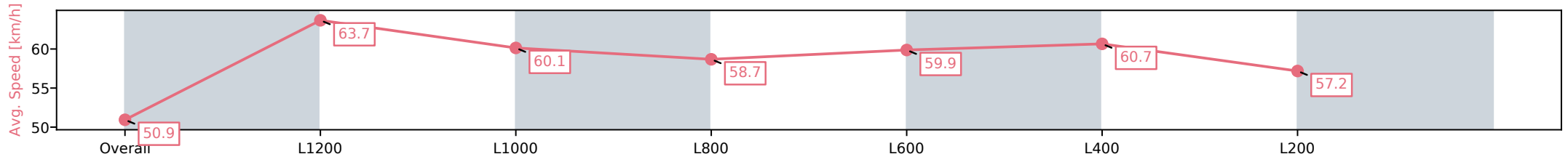
Race 8: Sportsbet Handicap - 1400m

28 September 2024 - 4:49PM

Track Rating: Good 4, Weather: Fine, Rail Position: +3m 1000m-W/
Post, True Remainder



Section	Overall	L1200	L1000	L800	L600	L400	L200
Section Times	1:26.85 [12] (0:14.16)	1:12.69 [3] (0:11.31)	1:01.38 [3] (0:12.15)	0:49.23 [3] (0:12.38)	0:36.85 [3] (0:12.26)	0:24.59 [6] (0:12.01)	0:12.58 [10] (0:12.57)
Average Speed [km/h]	50.9	63.7	60.1	58.7	59.9	60.7	57.2
Top Speed [km/h]	64.4	65.4	62.2	59.2	60.8	61.3	60.0
Avg. Dist. to Rail [m]	11.1	5.3	3.0	3.5	3.6	6.1	7.9
Avg. Stride Freq. [Hz]	2.4	2.4	2.3	2.3	2.3	2.4	2.3
Avg. Stride Length [m]	5.8	7.0	7.1	7.1	7.1	7.1	6.7



[] Ranking at each section and finish
 -:-:- No data available at this section
 NA No data available

Horse/Jockey Name	FREE VINO/Matthew Chadwick
Finish Rank	13
Fastest Section Time (Section)	0:11.25 (L1200)
Top Speed [km/h] (Section)	65.3 (Overall)
Race State	Finished



Morphettville Parks SA - Professional

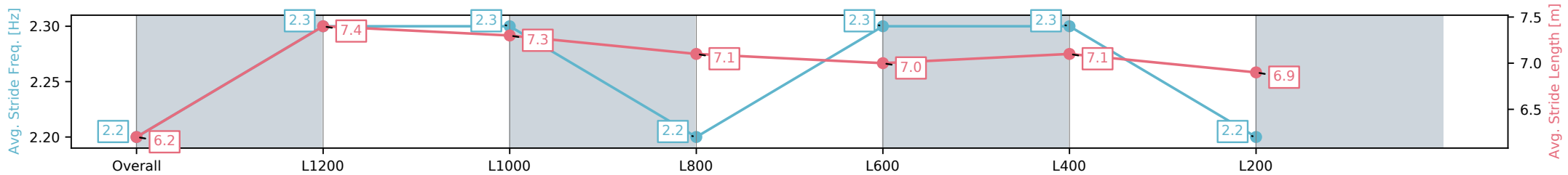
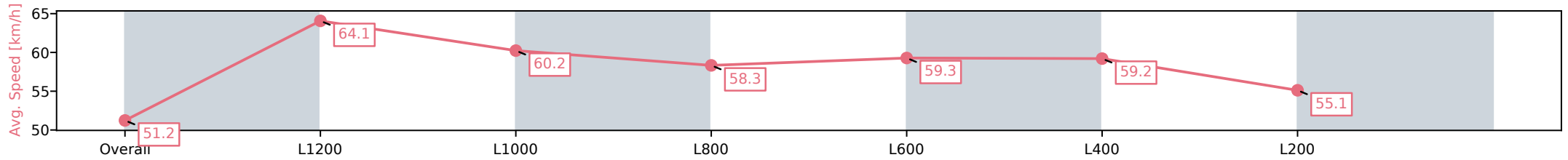
Race 8: Sportsbet Handicap - 1400m

28 September 2024 - 4:49PM

Track Rating: Good 4, Weather: Fine, Rail Position: +3m 1000m-W/
Post, True Remainder



Section	Overall	L1200	L1000	L800	L600	L400	L200
Section Times	1:27.30 [13] (0:14.05)	1:13.25 [1] (0:11.25)	1:02.00 [1] (0:12.08)	0:49.92 [1] (0:12.37)	0:37.55 [1] (0:12.26)	0:25.29 [2] (0:12.21)	0:13.08 [8] (0:13.08)
Average Speed [km/h]	51.2	64.1	60.2	58.3	59.3	59.2	55.1
Top Speed [km/h]	63.0	65.3	62.3	60.6	60.4	60.5	58.4
Avg. Dist. to Rail [m]	3.4	2.2	1.8	1.8	1.8	2.4	3.7
Avg. Stride Freq. [Hz]	2.2	2.3	2.3	2.2	2.3	2.3	2.2
Avg. Stride Length [m]	6.2	7.4	7.3	7.1	7.0	7.1	6.9



- [] Ranking at each section and finish
- :-:- No data available at this section
- NA No data available