



RACINGSA

# Morphettville Parks SA

## Race 3: Eddie Q BBQ Handicap - 1250m

28 September 2024 - 1:38PM



Morphettville

Track Rating: Good 4, Weather: Fine, Rail Position: +3m 1000m-W/Post, True Remainder

### Section Field Times

Overall	L1000	L800	L600	L400	L200
1:15.35	0:58.41	0:46.24	0:34.42	0:22.92	0:11.65
(0:16.94)	(0:12.17)	(0:11.82)	(0:11.50)	(0:11.27)	(0:11.65)

Position	#	Horse/Jockey	Barrier	Top Speed [km/h]	Fastest Section	First 400m	Overall	L1000	L800	L600	L400	L200	Margin	Distance Travelled From Winner [m]
1	6	<b>MARBLE ARCH</b> Jason Holder	7	69.2 800-600	0:10.87 400-200	0:26.54	1:15.35 (0:17.54)	0:57.81 [5] (0:12.11)	0:45.70 [5] (0:11.82)	0:33.88 [5] (0:11.41)	0:22.47 [5] (0:10.87)	0:11.60 [2] (0:11.60)	1:15.35	
2	4	<b>KLABEL</b> Jake Toeroek	6	66.6 1000-800	0:11.11 400-200	0:26.33	1:15.47 (0:17.31)	0:58.16 [3] (0:12.10)	0:46.06 [4] (0:11.84)	0:34.22 [3] (0:11.33)	0:22.89 [4] (0:11.11)	0:11.78 [1] (0:11.78)	0.8L	+0
3	1	<b>MASTER EIGHT</b> Taylor Johnstone	5	65.1 1000-800	0:11.39 400-200	0:26.15	1:15.84 (0:17.09)	0:58.75 [2] (0:12.07)	0:46.68 [2] (0:11.77)	0:34.91 [1] (0:11.51)	0:23.40 [2] (0:11.39)	0:12.01 [3] (0:12.01)	3.1L	-2
4	5	<b>OCEAN REWARD</b> Ben Price	1	65.1 1000-800	0:11.31 600-400	0:26.28	1:16.40 (0:17.35)	0:59.05 [4] (0:12.02)	0:47.03 [3] (0:11.90)	0:35.13 [4] (0:11.31)	0:23.82 [3] (0:11.43)	0:12.39 [5] (0:12.39)	6.7L	-6
5	2	<b>SNAPPER</b> Todd Pannell	3	65.8 1000-800	0:11.44 600-400	0:25.97	1:16.52 (0:16.94)	0:59.58 [1] (0:12.16)	0:47.42 [1] (0:11.89)	0:35.53 [2] (0:11.44)	0:24.09 [1] (0:11.48)	0:12.61 [4] (0:12.61)	7.4L	-6

Scratched: Home Rule (#3), Royal Mile (#7)

- [ ] Position in running at each section and finish
- #: Saddle cloth number
- :--:-- No data available at this section
- DNF Did not finish
- NA No data available
- DNT Did not track
- █ Background shading for fastest section

Horse/Jockey Name	MARBLE ARCH/Jason Holder
Finish Rank	1
Fastest Section Time (Section)	0:10.87 (L200)
Top Speed [km/h] (Section)	69.2 (L600)
Race State	Finished



Morphettville Parks SA - Professional

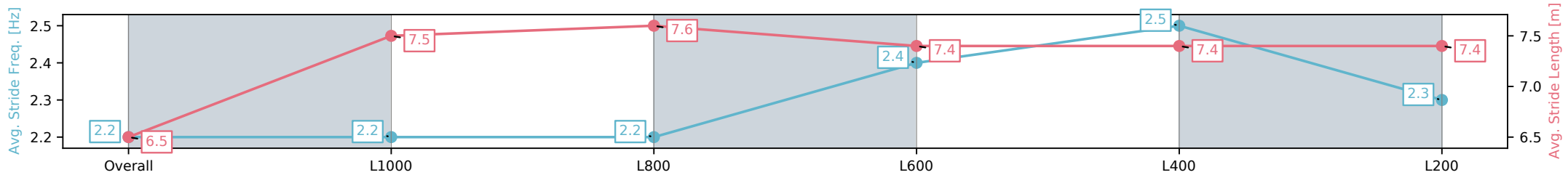
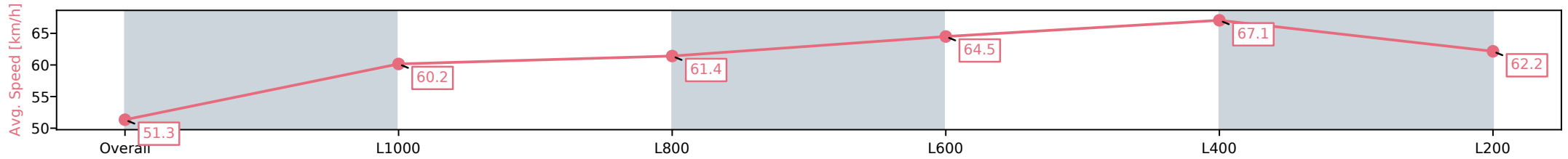
Race 3: Eddie Q BBQ Handicap - 1250m

28 September 2024 - 1:38PM

Track Rating: Good 4, Weather: Fine, Rail Position: +3m 1000m-W/  
Post, True Remainder



Section	Overall	L1000	L800	L600	L400	L200
Section Times	1:15.35 [1] (0:17.54)	0:57.81 [5] (0:12.11)	0:45.70 [5] (0:11.82)	0:33.88 [5] (0:11.41)	0:22.47 [5] (0:10.87)	0:11.60 [2] (0:11.60)
Average Speed [km/h]	51.3	60.2	61.4	64.5	67.1	62.2
Top Speed [km/h]	60.9	61.9	64.6	67.3	69.2	67.1
Avg. Dist. to Rail [m]	5.2	2.4	3.3	3.9	6.7	5.6
Avg. Stride Freq. [Hz]	2.2	2.2	2.2	2.4	2.5	2.3
Avg. Stride Length [m]	6.5	7.5	7.6	7.4	7.4	7.4



- [ ] Ranking at each section and finish
- :-:- No data available at this section
- NA No data available

Horse/Jockey Name	KLABEL/Jake Toeroek
Finish Rank	2
Fastest Section Time (Section)	0:11.11 (L200)
Top Speed [km/h] (Section)	66.6 (L800)
Race State	Finished



Morphettville Parks SA - Professional

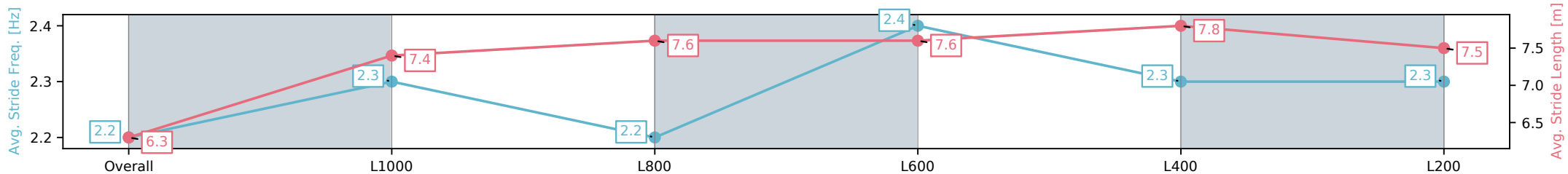
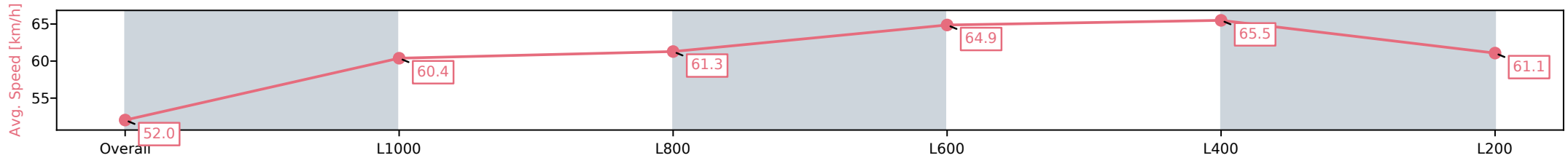
Race 3: Eddie Q BBQ Handicap - 1250m

28 September 2024 - 1:38PM

Track Rating: Good 4, Weather: Fine, Rail Position: +3m 1000m-W/  
Post, True Remainder



Section	Overall	L1000	L800	L600	L400	L200
Section Times	1:15.47 [2] (0:17.31)	0:58.16 [3] (0:12.10)	0:46.06 [4] (0:11.84)	0:34.22 [3] (0:11.33)	0:22.89 [4] (0:11.11)	0:11.78 [1] (0:11.78)
Average Speed [km/h]	52.0	60.4	61.3	64.9	65.5	61.1
Top Speed [km/h]	61.8	61.4	63.5	66.6	66.5	64.2
Avg. Dist. to Rail [m]	4.8	2.8	3.1	3.8	4.6	3.5
Avg. Stride Freq. [Hz]	2.2	2.3	2.2	2.4	2.3	2.3
Avg. Stride Length [m]	6.3	7.4	7.6	7.6	7.8	7.5



[ ] Ranking at each section and finish  
 -:-:- No data available at this section  
 NA No data available

Horse/Jockey Name	MASTER EIGHT/Taylor Johnstone
Finish Rank	3
Fastest Section Time (Section)	0:11.39 (L200)
Top Speed [km/h] (Section)	65.1 (L800)
Race State	Finished



Morphettville Parks SA - Professional

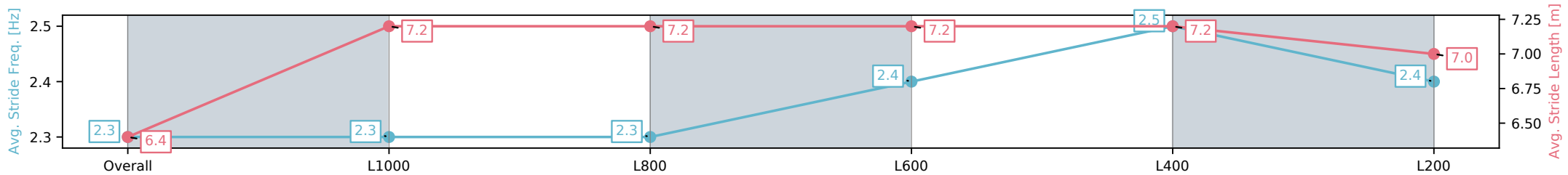
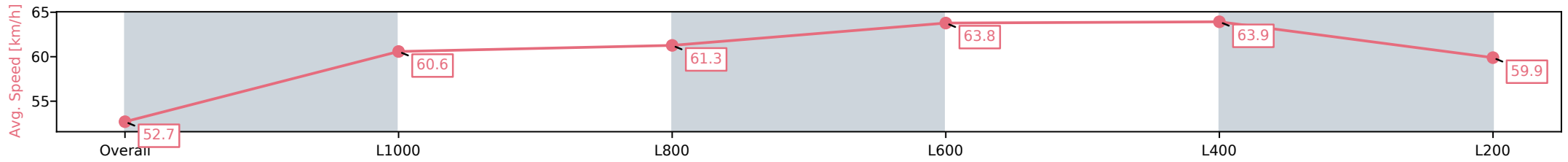
Race 3: Eddie Q BBQ Handicap - 1250m

28 September 2024 - 1:38PM

Track Rating: Good 4, Weather: Fine, Rail Position: +3m 1000m-W/  
Post, True Remainder



Section	Overall	L1000	L800	L600	L400	L200
Section Times	1:15.84 [3] (0:17.09)	0:58.75 [2] (0:12.07)	0:46.68 [2] (0:11.77)	0:34.91 [1] (0:11.51)	0:23.40 [2] (0:11.39)	0:12.01 [3] (0:12.01)
Average Speed [km/h]	52.7	60.6	61.3	63.8	63.9	59.9
Top Speed [km/h]	61.8	61.8	62.7	65.1	64.4	63.5
Avg. Dist. to Rail [m]	4.3	2.4	2.5	3.4	3.4	2.2
Avg. Stride Freq. [Hz]	2.3	2.3	2.3	2.4	2.5	2.4
Avg. Stride Length [m]	6.4	7.2	7.2	7.2	7.2	7.0



[ ] Ranking at each section and finish  
 -:-:- No data available at this section  
 NA No data available

Horse/Jockey Name	OCEAN REWARD/Ben Price
Finish Rank	4
Fastest Section Time (Section)	0:11.31 (L400)
Top Speed [km/h] (Section)	65.1 (L800)
Race State	Finished



Morphettville Parks SA - Professional

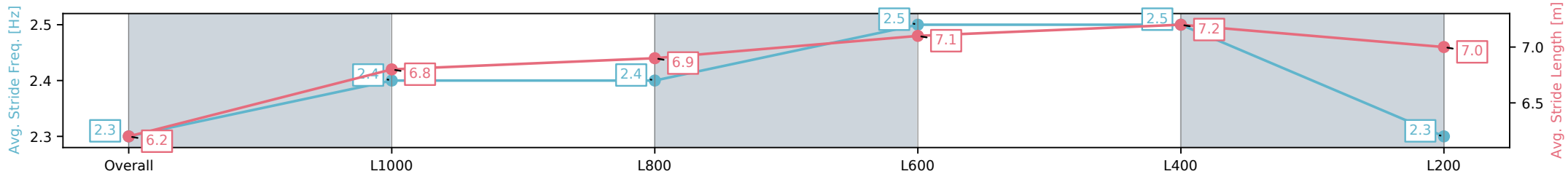
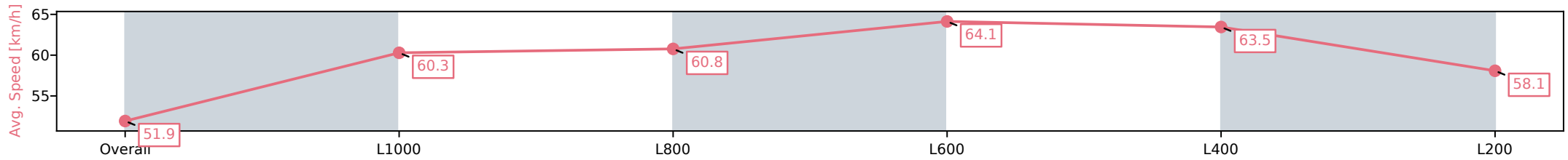
Race 3: Eddie Q BBQ Handicap - 1250m

28 September 2024 - 1:38PM

Track Rating: Good 4, Weather: Fine, Rail Position: +3m 1000m-W/  
Post, True Remainder



Section	Overall	L1000	L800	L600	L400	L200
Section Times	1:16.40 [4] (0:17.35)	0:59.05 [4] (0:12.02)	0:47.03 [3] (0:11.90)	0:35.13 [4] (0:11.31)	0:23.82 [3] (0:11.43)	0:12.39 [5] (0:12.39)
Average Speed [km/h]	51.9	60.3	60.8	64.1	63.5	58.1
Top Speed [km/h]	61.1	61.5	63.0	65.1	64.6	61.5
Avg. Dist. to Rail [m]	2.7	1.4	1.7	1.6	2.9	3.6
Avg. Stride Freq. [Hz]	2.3	2.4	2.4	2.5	2.5	2.3
Avg. Stride Length [m]	6.2	6.8	6.9	7.1	7.2	7.0



- [ ] Ranking at each section and finish
- :-:- No data available at this section
- NA No data available

Horse/Jockey Name	SNAPPER/Todd Pannell
Finish Rank	5
Fastest Section Time (Section)	0:11.44 (L400)
Top Speed [km/h] (Section)	65.8 (L800)
Race State	Finished



Morphettville Parks SA - Professional

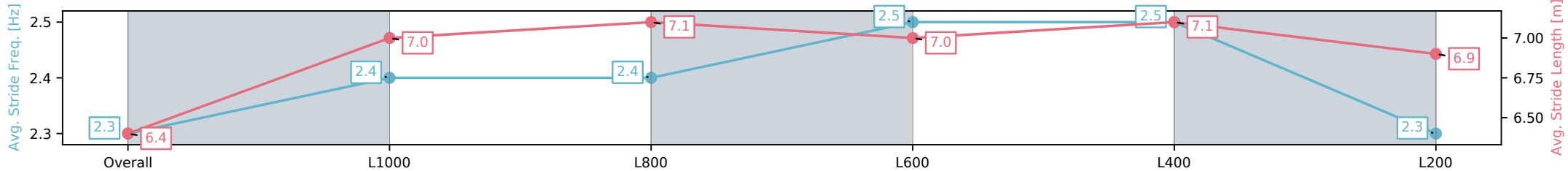
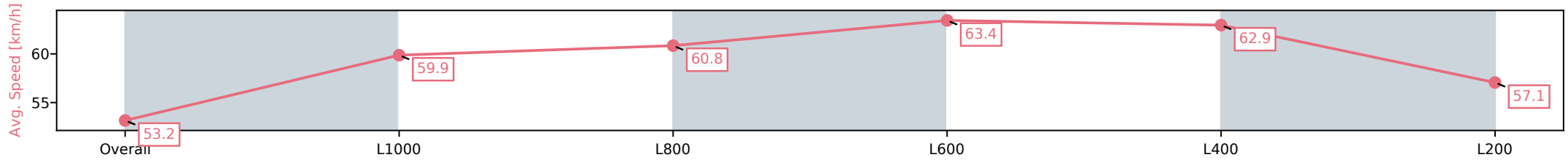
Race 3: Eddie Q BBQ Handicap - 1250m

28 September 2024 - 1:38PM

Track Rating: Good 4, Weather: Fine, Rail Position: +3m 1000m-W/  
Post, True Remainder



Section	Overall	L1000	L800	L600	L400	L200
Section Times	1:16.52 [5] (0:16.94)	0:59.58 [1] (0:12.16)	0:47.42 [1] (0:11.89)	0:35.53 [2] (0:11.44)	0:24.09 [1] (0:11.48)	0:12.61 [4] (0:12.61)
Average Speed [km/h]	53.2	59.9	60.8	63.4	62.9	57.1
Top Speed [km/h]	61.8	61.7	62.1	65.8	63.8	62.6
Avg. Dist. to Rail [m]	3.6	1.9	2.3	1.8	0.5	0.9
Avg. Stride Freq. [Hz]	2.3	2.4	2.4	2.5	2.5	2.3
Avg. Stride Length [m]	6.4	7.0	7.1	7.0	7.1	6.9



[ ] Ranking at each section and finish  
 -:-:- No data available at this section  
 NA No data available