



RACINGSA

# Morphettville Parks SA

Race 9: Adelaide Galvanising Industries Handicap - 1000m

21 September 2024 - 5:20PM

Track Rating: Soft 5, Weather: Overcast, Rail Position: True



Morphettville

Section Field Times							Overall	L800	L600	L400	L200		
							0:58.93 (0:13.80)	0:45.13 (0:10.63)	0:34.50 (0:11.16)	0:23.35 (0:11.25)	0:12.09 (0:12.09)		
Position	#	Horse/Jockey	Barrier	Top Speed [km/h]	Fastest Section	First 400m						Margin	Distance Travelled From Winner [m]
1	1	<b>OLD TIME ROCK</b> Dakotah Keane	9	68.5 1000-800	0:10.64 800-600	0:24.44	0:58.93 (0:13.80)	0:45.13 [1] (0:10.64)	0:34.49 [2] (0:11.14)	0:23.35 [1] (0:11.25)	0:12.10 [1] (0:12.10)	0:58.93	
2	9	<b>OAKLAND RAIDER</b> Jake Toeroek	5	69.3 1000-800	0:10.60 800-600	0:24.61	0:58.97 (0:14.01)	0:44.96 [4] (0:10.60)	0:34.36 [3] (0:11.02)	0:23.34 [2] (0:11.40)	0:11.94 [2] (0:11.94)	0.2L	+7
3	13	<b>AZTEC DANCER</b> Teagan Voorham	16	67.6 800-600	0:10.71 800-600	0:25.32	0:59.00 (0:14.61)	0:44.39 [10] (0:10.71)	0:33.68 [10] (0:10.91)	0:22.77 [9] (0:11.22)	0:11.55 [8] (0:11.55)	0.4L	+5
4	12	<b>KINETIC JEWEL</b> Lachlan Neindorf	14	68.8 1000-800	0:10.81 800-600	0:25.11	0:59.04 (0:14.30)	0:44.74 [7] (0:10.81)	0:33.93 [7] (0:10.97)	0:22.96 [8] (0:11.27)	0:11.69 [3] (0:11.69)	0.7L	+7
5	5	<b>COOL MAGNUM</b> Zoe Lloyd	4	67.7 1000-800	0:10.79 800-600	0:24.78	0:59.16 (0:13.99)	0:45.17 [3] (0:10.79)	0:34.38 [4] (0:11.18)	0:23.20 [4] (0:11.39)	0:11.81 [4] (0:11.81)	1.4L	+4
6	8	<b>THE STALKER</b> Matthew Chadwick	11	69.5 1000-800	0:10.60 800-600	0:24.42	0:59.18 (0:13.82)	0:45.36 [2] (0:10.60)	0:34.76 [1] (0:11.39)	0:23.37 [3] (0:11.55)	0:11.82 [5] (0:11.82)	1.5L	+6
7	17	<b>SHIKANIC</b> Justin Potter	2	67.8 1000-800	0:10.85 800-600	0:24.89	0:59.30 (0:14.04)	0:45.26 [5] (0:10.85)	0:34.41 [5] (0:11.16)	0:23.25 [6] (0:11.36)	0:11.89 [6] (0:11.89)	2.2L	+2
8	10	<b>SABERMETRIC</b> Samuel Payne	10	68.5 1000-800	0:10.73 800-600	0:24.89	0:59.32 (0:14.16)	0:45.16 [6] (0:10.73)	0:34.43 [6] (0:11.09)	0:23.34 [5] (0:11.43)	0:11.91 [7] (0:11.91)	2.4L	+7
9	6	<b>LEFT TURN CLYDE</b> Jason Holder	17	68.0 800-600	0:10.80 800-600	0:25.25	0:59.33 (0:14.45)	0:44.88 [8] (0:10.80)	0:34.08 [9] (0:11.09)	0:22.99 [10] (0:11.26)	0:11.73 [10] (0:11.73)	2.4L	+9
10	16	<b>FOSTER STREET</b> Jacob Opperman	8	68.0 1000-800	0:10.66 800-600	0:25.16	0:59.49 (0:14.50)	0:44.99 [9] (0:10.66)	0:34.33 [8] (0:10.89)	0:23.44 [7] (0:11.43)	0:12.01 [9] (0:12.01)	3.4L	+3

Scratched: Saville (#2), Babayka (#3), Magic Field (#4), Qeyaady (#7), Gilmore (#11), Dyer (#14), Swiss Wish (#15), Emmooki Magic (#18)

Report Created: Sat 21 September 2024 18:06:51 GMT+10 (Note: Timing is based on positional data)

- [ ] Position in running at each section and finish
- :-- No data available at this section
- NA No data available
- █ Background shading for fastest section
- # Saddle cloth number
- DNF Did not finish
- DNT Did not track

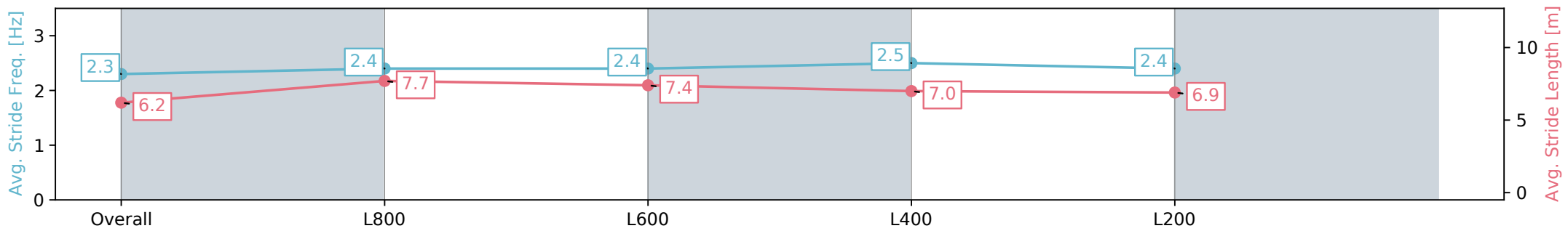
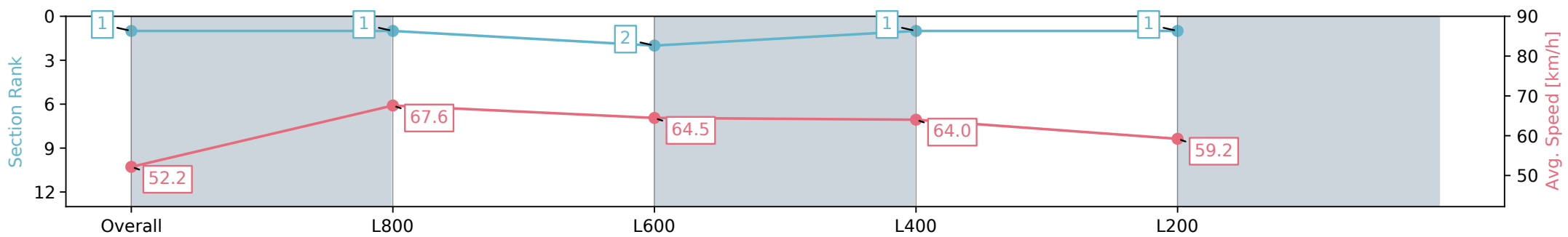
Horse/Jockey Name	OLD TIME ROCK/Dakotah Keane
Finish Rank	1
Fastest Section Time (Section)	0:10.64 (L800)
Top Speed [km/h] (Section)	68.5 (Overall)
Race State	Finished



Morphettville Parks SA - Professional  
 Race 9: Adelaide Galvanising Industries Handicap - 1000m  
 21 September 2024 - 5:20PM  
 Track Rating: Soft 5, Weather: Overcast, Rail Position: True



Section	Overall	L800	L600	L400	L200
Section Times	0:58.93 [1] (0:13.80)	0:45.13 [1] (0:10.64)	0:34.49 [2] (0:11.14)	0:23.35 [1] (0:11.25)	0:12.10 [1] (0:12.10)
Average Speed [km/h]	52.2	67.6	64.5	64.0	59.2
Top Speed [km/h]	68.5	68.5	66.8	65.0	62.6
Avg. Dist. to Rail [m]	5.2	0.9	0.5	0.4	1.1
Avg. Stride Freq. [Hz]	2.3	2.4	2.4	2.5	2.4
Avg. Stride Length [m]	6.2	7.7	7.4	7.0	6.9



[ ] Ranking at each section and finish  
 -:-:- No data available at this section  
 NA No data available

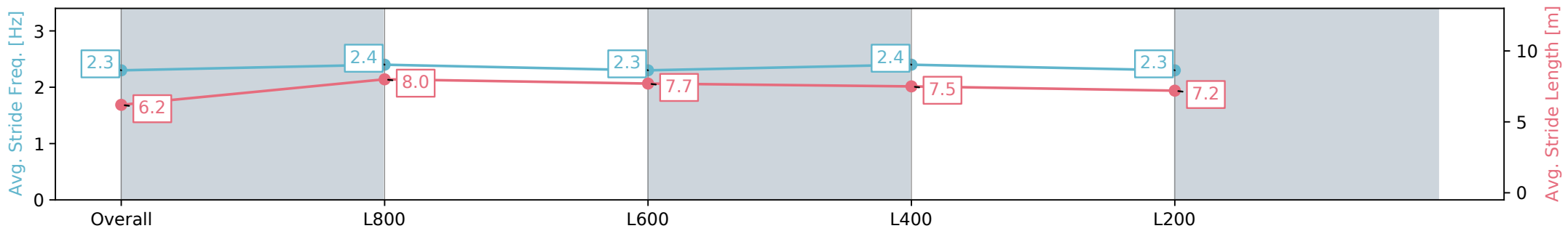
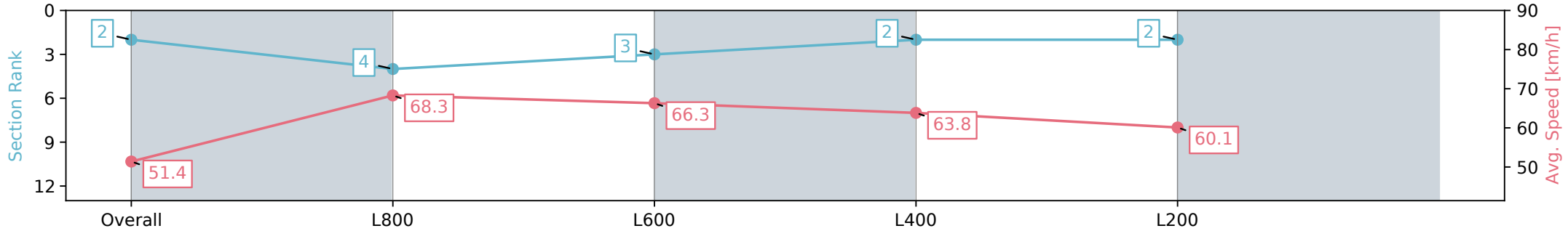
Horse/Jockey Name	OAKLAND RAIDER/Jake Toeroek
Finish Rank	2
Fastest Section Time (Section)	0:10.60 (L800)
Top Speed [km/h] (Section)	69.3 (Overall)
Race State	Finished



Morphettville Parks SA - Professional  
 Race 9: Adelaide Galvanising Industries Handicap - 1000m  
 21 September 2024 - 5:20PM  
 Track Rating: Soft 5, Weather: Overcast, Rail Position: True



Section	Overall	L800	L600	L400	L200
Section Times	0:58.97 [2] (0:14.01)	0:44.96 [4] (0:10.60)	0:34.36 [3] (0:11.02)	0:23.34 [2] (0:11.40)	0:11.94 [2] (0:11.94)
Average Speed [km/h]	51.4	68.3	66.3	63.8	60.1
Top Speed [km/h]	68.5	69.3	67.4	64.7	63.1
Avg. Dist. to Rail [m]	4.6	2.2	2.8	5.0	4.8
Avg. Stride Freq. [Hz]	2.3	2.4	2.3	2.4	2.3
Avg. Stride Length [m]	6.2	8.0	7.7	7.5	7.2



[ ] Ranking at each section and finish  
 -:-:- No data available at this section  
 NA No data available

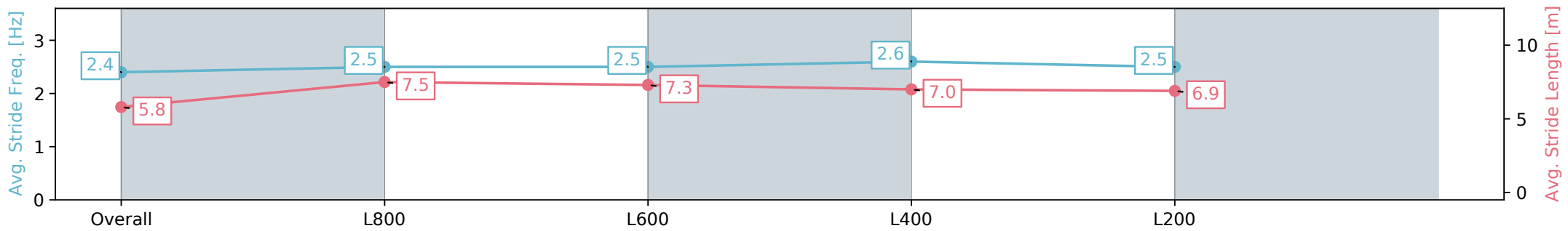
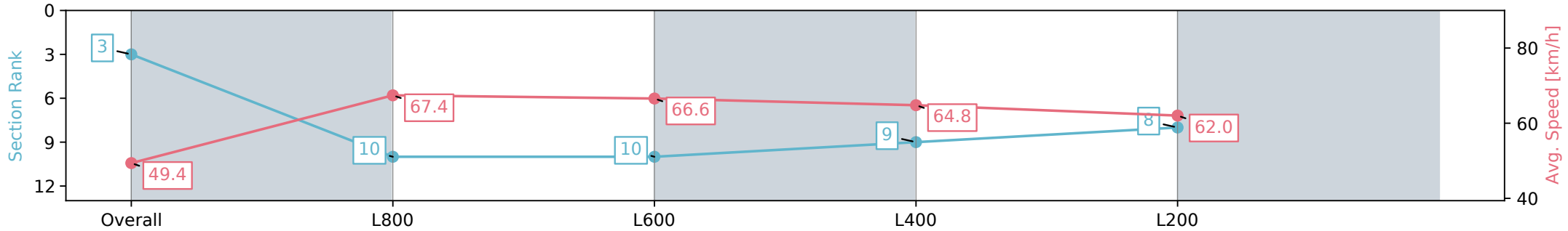
Horse/Jockey Name	AZTEC DANCER/Teagan Voorham
Finish Rank	3
Fastest Section Time (Section)	0:10.71 (L800)
Top Speed [km/h] (Section)	67.6 (L800)
Race State	Finished



Morphettville Parks SA - Professional  
 Race 9: Adelaide Galvanising Industries Handicap - 1000m  
 21 September 2024 - 5:20PM  
 Track Rating: Soft 5, Weather: Overcast, Rail Position: True



Section	Overall	L800	L600	L400	L200
Section Times	0:59.00 [3] (0:14.61)	0:44.39 [10] (0:10.71)	0:33.68 [10] (0:10.91)	0:22.77 [9] (0:11.22)	0:11.55 [8] (0:11.55)
Average Speed [km/h]	49.4	67.4	66.6	64.8	62.0
Top Speed [km/h]	66.9	67.6	67.6	65.7	64.4
Avg. Dist. to Rail [m]	8.2	1.8	1.7	6.5	9.7
Avg. Stride Freq. [Hz]	2.4	2.5	2.5	2.6	2.5
Avg. Stride Length [m]	5.8	7.5	7.3	7.0	6.9



[ ] Ranking at each section and finish  
 -:-:- No data available at this section  
 NA No data available

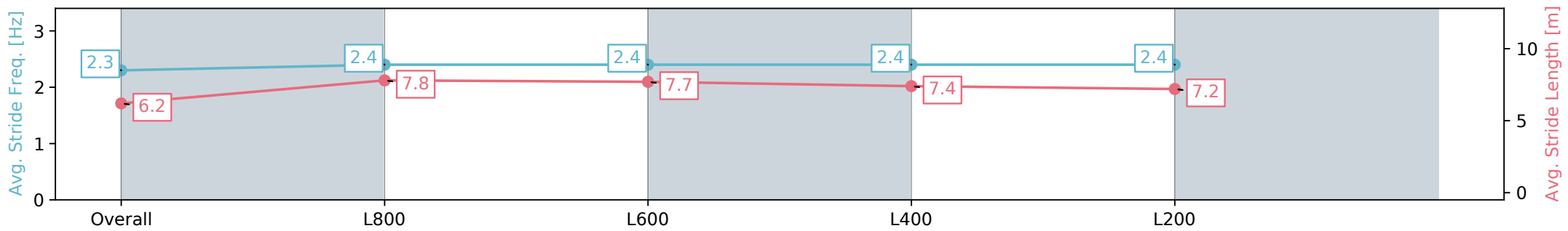
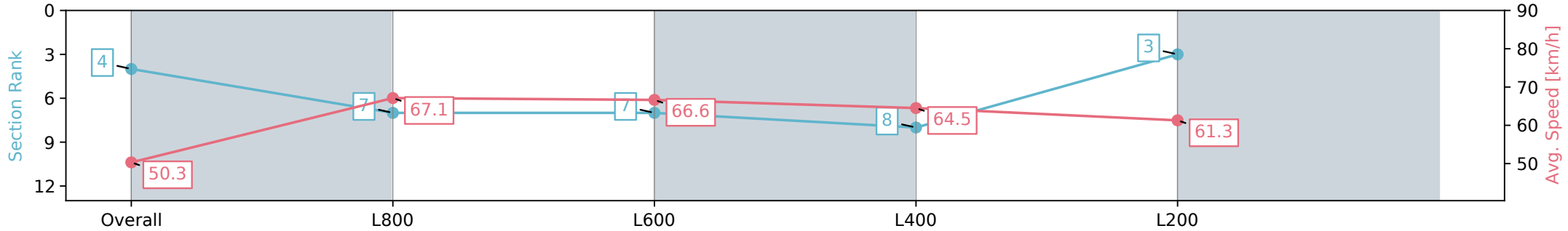
Horse/Jockey Name	KINETIC JEWEL/Lachlan Neindorf
Finish Rank	4
Fastest Section Time (Section)	0:10.81 (L800)
Top Speed [km/h] (Section)	68.8 (Overall)
Race State	Finished



Morphettville Parks SA - Professional  
 Race 9: Adelaide Galvanising Industries Handicap - 1000m  
 21 September 2024 - 5:20PM  
 Track Rating: Soft 5, Weather: Overcast, Rail Position: True



Section	Overall	L800	L600	L400	L200
Section Times	0:59.04 [4] (0:14.30)	0:44.74 [7] (0:10.81)	0:33.93 [7] (0:10.97)	0:22.96 [8] (0:11.27)	0:11.69 [3] (0:11.69)
Average Speed [km/h]	50.3	67.1	66.6	64.5	61.3
Top Speed [km/h]	66.2	68.8	67.7	65.1	64.0
Avg. Dist. to Rail [m]	8.4	2.9	2.8	6.3	7.8
Avg. Stride Freq. [Hz]	2.3	2.4	2.4	2.4	2.4
Avg. Stride Length [m]	6.2	7.8	7.7	7.4	7.2



[ ] Ranking at each section and finish  
 -:-:- No data available at this section  
 NA No data available

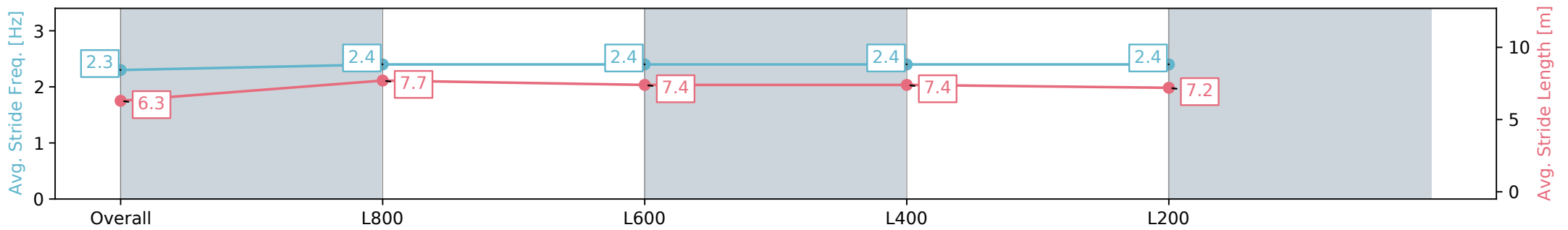
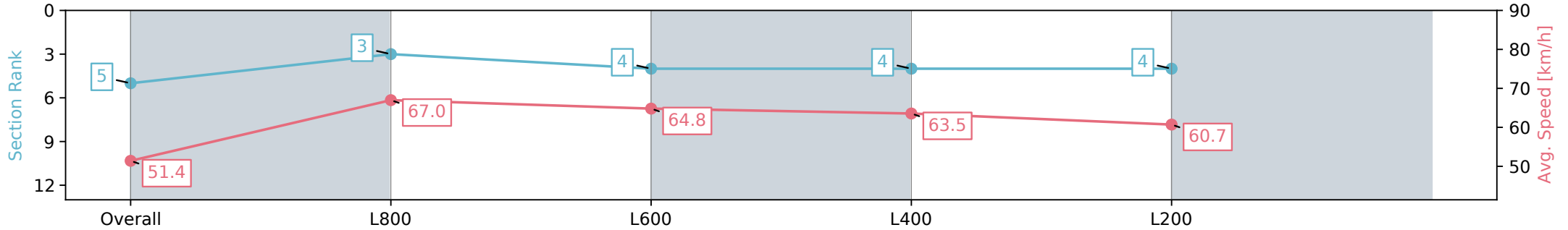
Horse/Jockey Name	COOL MAGNUM/Zoe Lloyd
Finish Rank	5
Fastest Section Time (Section)	0:10.79 (L800)
Top Speed [km/h] (Section)	67.7 (Overall)
Race State	Finished



Morphettville Parks SA - Professional  
 Race 9: Adelaide Galvanising Industries Handicap - 1000m  
 21 September 2024 - 5:20PM  
 Track Rating: Soft 5, Weather: Overcast, Rail Position: True



Section	Overall	L800	L600	L400	L200
Section Times	0:59.16 [5] (0:13.99)	0:45.17 [3] (0:10.79)	0:34.38 [4] (0:11.18)	0:23.20 [4] (0:11.39)	0:11.81 [4] (0:11.81)
Average Speed [km/h]	51.4	67.0	64.8	63.5	60.7
Top Speed [km/h]	67.5	67.7	65.9	64.0	62.7
Avg. Dist. to Rail [m]	3.6	1.3	1.4	3.0	4.0
Avg. Stride Freq. [Hz]	2.3	2.4	2.4	2.4	2.4
Avg. Stride Length [m]	6.3	7.7	7.4	7.4	7.2



[ ] Ranking at each section and finish  
 -:-:- No data available at this section  
 NA No data available

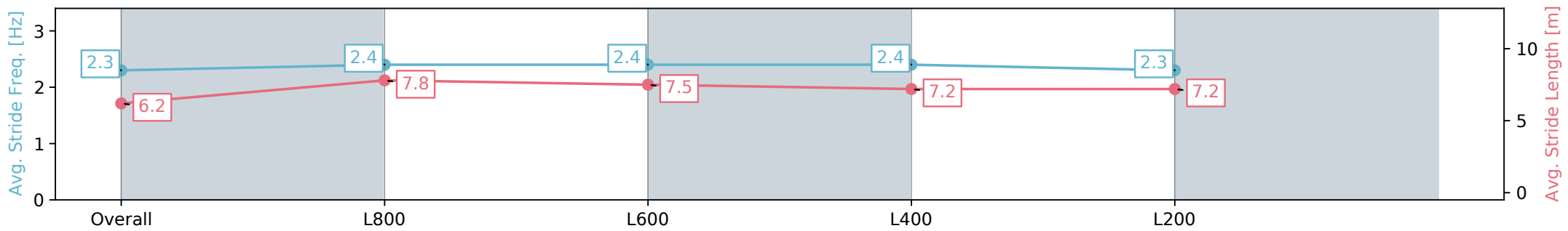
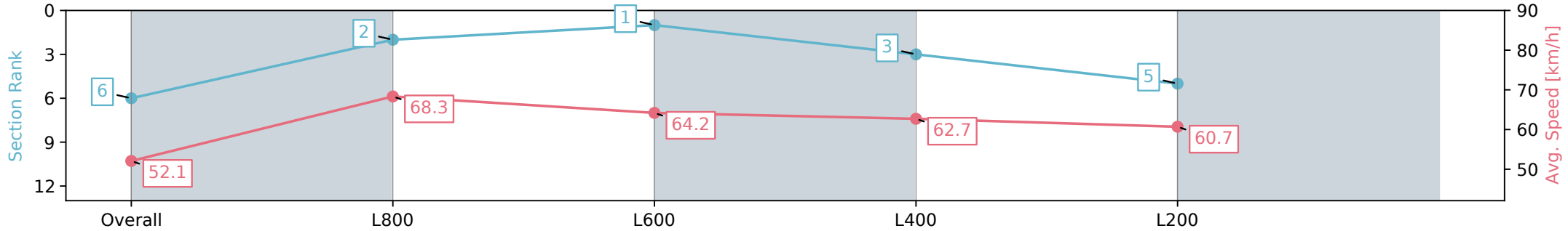
Horse/Jockey Name	THE STALKER/Matthew Chadwick
Finish Rank	6
Fastest Section Time (Section)	0:10.60 (L800)
Top Speed [km/h] (Section)	69.5 (Overall)
Race State	Finished



Morphettville Parks SA - Professional  
 Race 9: Adelaide Galvanising Industries Handicap - 1000m  
 21 September 2024 - 5:20PM  
 Track Rating: Soft 5, Weather: Overcast, Rail Position: True



Section	Overall	L800	L600	L400	L200
Section Times	0:59.18 [6] (0:13.82)	0:45.36 [2] (0:10.60)	0:34.76 [1] (0:11.39)	0:23.37 [3] (0:11.55)	0:11.82 [5] (0:11.82)
Average Speed [km/h]	52.1	68.3	64.2	62.7	60.7
Top Speed [km/h]	69.2	69.5	65.7	63.6	62.7
Avg. Dist. to Rail [m]	8.1	2.6	2.8	3.5	3.7
Avg. Stride Freq. [Hz]	2.3	2.4	2.4	2.4	2.3
Avg. Stride Length [m]	6.2	7.8	7.5	7.2	7.2



[ ] Ranking at each section and finish  
 -:-:- No data available at this section  
 NA No data available

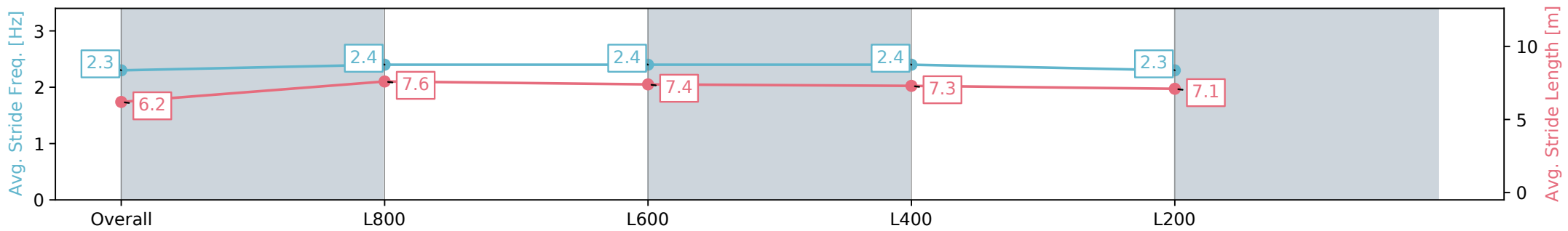
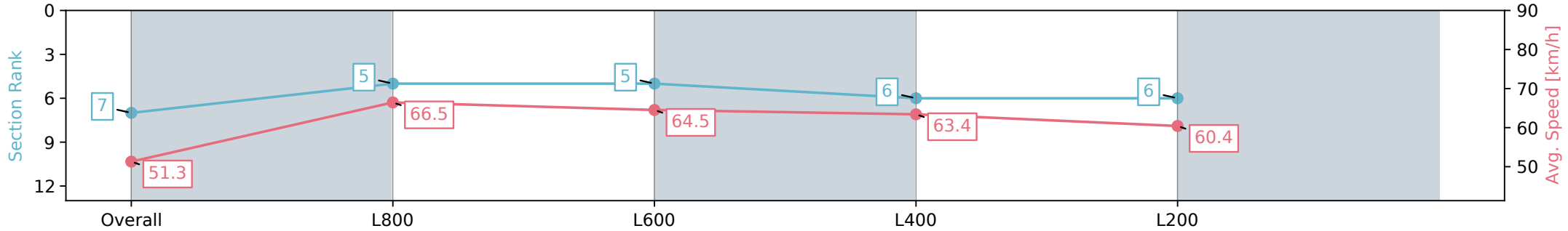
Horse/Jockey Name	SHIKANIC/Justin Potter
Finish Rank	7
Fastest Section Time (Section)	0:10.85 (L800)
Top Speed [km/h] (Section)	67.8 (Overall)
Race State	Finished



Morphettville Parks SA - Professional  
 Race 9: Adelaide Galvanising Industries Handicap - 1000m  
 21 September 2024 - 5:20PM  
 Track Rating: Soft 5, Weather: Overcast, Rail Position: True



Section	Overall	L800	L600	L400	L200
Section Times	0:59.30 [7] (0:14.04)	0:45.26 [5] (0:10.85)	0:34.41 [5] (0:11.16)	0:23.25 [6] (0:11.36)	0:11.89 [6] (0:11.89)
Average Speed [km/h]	51.3	66.5	64.5	63.4	60.4
Top Speed [km/h]	66.7	67.8	65.7	64.9	62.4
Avg. Dist. to Rail [m]	2.8	0.6	0.5	0.6	1.0
Avg. Stride Freq. [Hz]	2.3	2.4	2.4	2.4	2.3
Avg. Stride Length [m]	6.2	7.6	7.4	7.3	7.1



[ ] Ranking at each section and finish  
 -:-:- No data available at this section  
 NA No data available



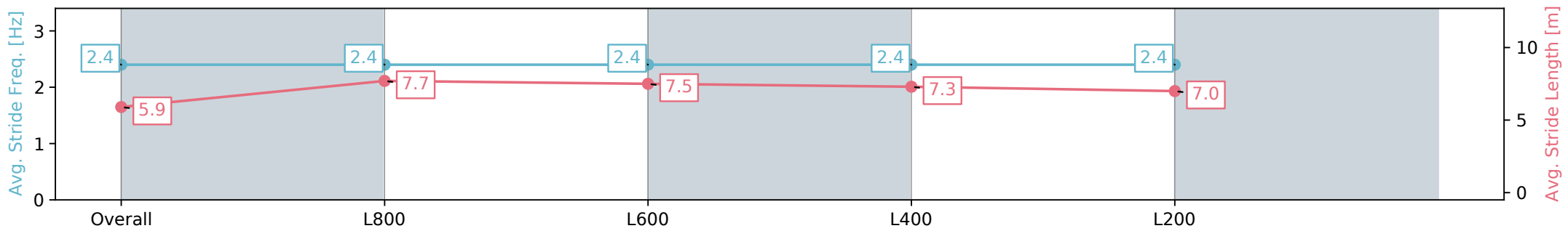
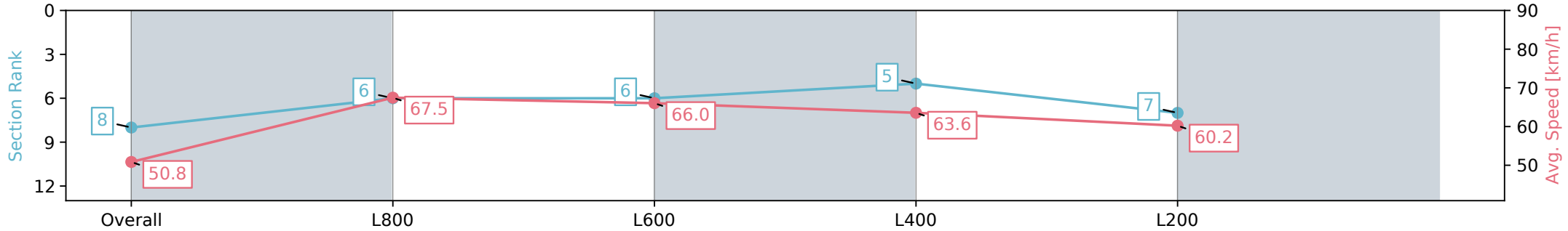
Horse/Jockey Name	SABERMETRIC/Samuel Payne
Finish Rank	8
Fastest Section Time (Section)	0:10.73 (L800)
Top Speed [km/h] (Section)	68.5 (Overall)
Race State	Finished



Morphettville Parks SA - Professional  
 Race 9: Adelaide Galvanising Industries Handicap - 1000m  
 21 September 2024 - 5:20PM  
 Track Rating: Soft 5, Weather: Overcast, Rail Position: True



Section	Overall	L800	L600	L400	L200
Section Times	0:59.32 [8] (0:14.16)	0:45.16 [6] (0:10.73)	0:34.43 [6] (0:11.09)	0:23.34 [5] (0:11.43)	0:11.91 [7] (0:11.91)
Average Speed [km/h]	50.8	67.5	66.0	63.6	60.2
Top Speed [km/h]	66.7	68.5	67.5	65.4	62.9
Avg. Dist. to Rail [m]	6.4	2.6	3.0	4.8	5.9
Avg. Stride Freq. [Hz]	2.4	2.4	2.4	2.4	2.4
Avg. Stride Length [m]	5.9	7.7	7.5	7.3	7.0



[ ] Ranking at each section and finish  
 -:-:- No data available at this section  
 NA No data available

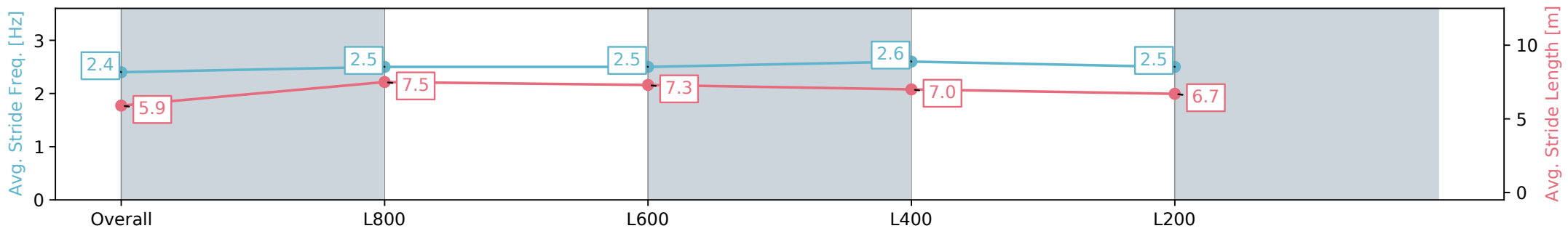
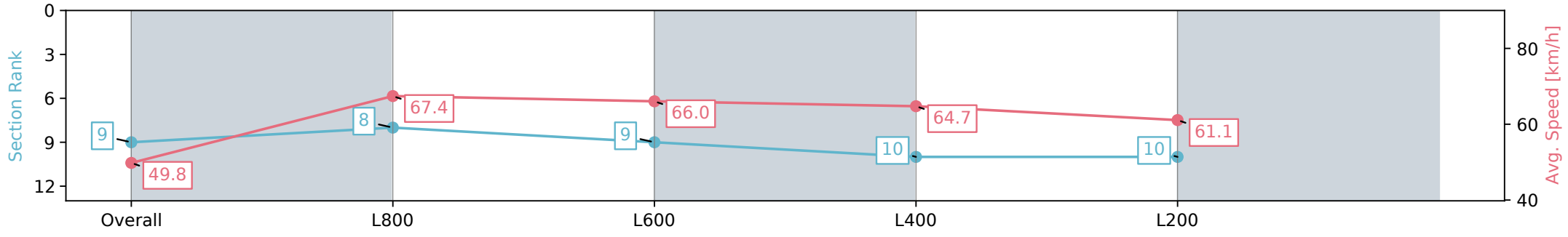
Horse/Jockey Name	LEFT TURN CLYDE/Jason Holder
Finish Rank	9
Fastest Section Time (Section)	0:10.80 (L800)
Top Speed [km/h] (Section)	68.0 (L800)
Race State	Finished



Morphettville Parks SA - Professional  
 Race 9: Adelaide Galvanising Industries Handicap - 1000m  
 21 September 2024 - 5:20PM  
 Track Rating: Soft 5, Weather: Overcast, Rail Position: True



Section	Overall	L800	L600	L400	L200
Section Times	0:59.33 [9] (0:14.45)	0:44.88 [8] (0:10.80)	0:34.08 [9] (0:11.09)	0:22.99 [10] (0:11.26)	0:11.73 [10] (0:11.73)
Average Speed [km/h]	49.8	67.4	66.0	64.7	61.1
Top Speed [km/h]	66.2	67.9	68.0	66.0	63.4
Avg. Dist. to Rail [m]	10.4	4.0	3.1	8.2	11.2
Avg. Stride Freq. [Hz]	2.4	2.5	2.5	2.6	2.5
Avg. Stride Length [m]	5.9	7.5	7.3	7.0	6.7



[ ] Ranking at each section and finish  
 -:-:- No data available at this section  
 NA No data available

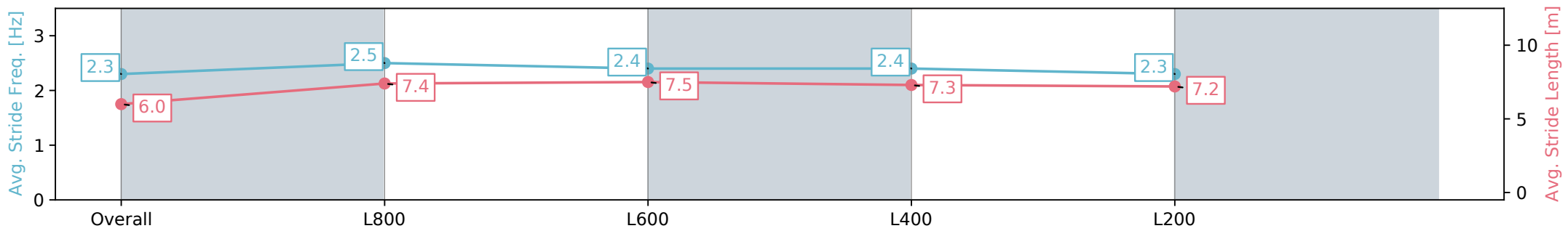
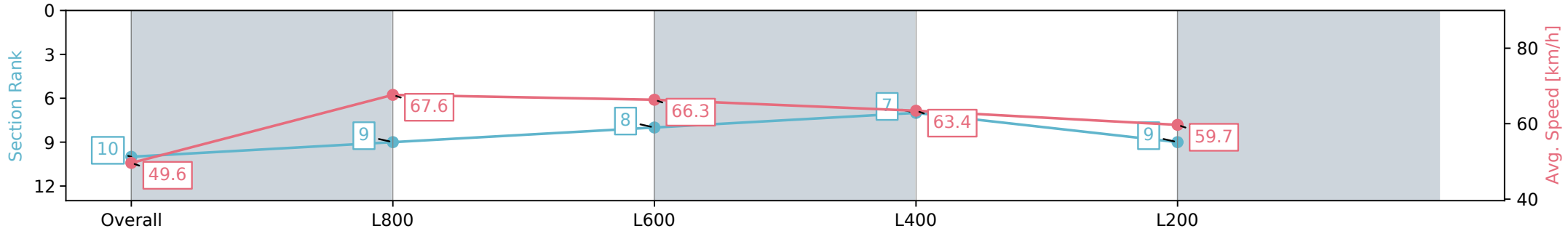
Horse/Jockey Name	FOSTER STREET/Jacob Opperman
Finish Rank	10
Fastest Section Time (Section)	0:10.66 (L800)
Top Speed [km/h] (Section)	68.0 (Overall)
Race State	Finished



Morphettville Parks SA - Professional  
 Race 9: Adelaide Galvanising Industries Handicap - 1000m  
 21 September 2024 - 5:20PM  
 Track Rating: Soft 5, Weather: Overcast, Rail Position: True



Section	Overall	L800	L600	L400	L200
Section Times	0:59.49 [10] (0:14.50)	0:44.99 [9] (0:10.66)	0:34.33 [8] (0:10.89)	0:23.44 [7] (0:11.43)	0:12.01 [9] (0:12.01)
Average Speed [km/h]	49.6	67.6	66.3	63.4	59.7
Top Speed [km/h]	66.6	68.0	67.7	64.7	61.8
Avg. Dist. to Rail [m]	5.3	1.3	1.0	4.6	5.3
Avg. Stride Freq. [Hz]	2.3	2.5	2.4	2.4	2.3
Avg. Stride Length [m]	6.0	7.4	7.5	7.3	7.2



[ ] Ranking at each section and finish  
 -:-:- No data available at this section  
 NA No data available