



RACINGSA

Morphettville SA
Race 9: PFD Food Services Handicap - 1800m
14 September 2024 - 5:14PM



Morphettville

Track Rating: Good 4, Weather: Fine, Rail Position: +11m 1200m-W/Post; + 8m Remainder
Sectional 611m

Table with columns: Section, Field Times, Position, #, Horse/Jockey, Barrier, Top Speed [km/h], Fastest Section, First 400m, Overall, L1600, L1400, L1200, L1000, L800, Distance Travelled From Winner [m]. Rows include horses like SILENT DON, SAVSONIC, EIGHT ON THE DOT, KIRKLISTON BLU, SIR RANDOLPH, SPEC RAIDER, REBEL CONSORTIUM, SPACE EQUITY, FRANCE'S BOY, and EXOPIPI.

Scratched: Almonti (#1), Cruz Missile (#2), Delta Tango (#8), Toyetic (#15)

Report Created: Sat 14 September 2024 18:04:25 GMT+10 (Note: Timing is based on positional data)

- [] Position in running at each section and finish
Saddle cloth number
-:-:- No data available at this section
DNF Did not finish
NA No data available
DNT Did not track
Background shading for fastest section



RACINGSA

Morphettville SA

Race 9: PFD Food Services Handicap - 1800m

14 September 2024 - 5:14PM



Morphettville

Track Rating: Good 4, Weather: Fine, Rail Position: +11m 1200m-W/Post; + 8m Remainder
Sectional 611m

Section Field Times							Overall	L1600	L1400	L1200	L1000	L800		
							1:49.59 (0:14.37)	1:35.22 (0:12.10)	1:23.12 (0:12.42)	1:10.70 (0:12.10)	0:58.61 (0:11.83)	0:46.78 (0:11.52)		
Position	#	Horse/Jockey	Barrier	Top Speed [km/h]	Fastest Section	First 400m								Distance Travelled From Winner [m]
11	13	RAW GRUNT	12	65.2	0:11.35	0:29.16	1:50.87	1:34.53 [12]	1:21.71 [12]	1:10.36 [12]	0:58.75 [11]	0:47.21 [11]		+2
		Tom Prebble		800-600	1400-1200		(0:16.34)	(0:12.82)	(0:11.35)	(0:11.61)	(0:11.54)	(0:11.56)		
12	5	BADONKIDONK	10	63.4	0:11.61	0:27.27	1:51.13	1:36.01 [8]	1:23.86 [10]	1:11.34 [10]	0:59.05 [10]	0:47.39 [12]		+5
		Kayla Crowther		1000-800	800-600		(0:15.12)	(0:12.15)	(0:12.52)	(0:12.28)	(0:11.66)	(0:11.61)		

Scratched: Almonti (#1), Cruz Missile (#2), Delta Tango (#8), Toyetic (#15)

- [] Position in running at each section and finish
- #: Saddle cloth number
- :--- No data available at this section
- DNF Did not finish
- NA No data available
- DNT Did not track
- █ Background shading for fastest section



RACINGSA

Morphettville SA

Race 9: PFD Food Services Handicap - 1800m

14 September 2024 - 5:14PM



Morphettville

Track Rating: Good 4, Weather: Fine, Rail Position: +11m 1200m-W/Post; + 8m Remainder
Sectional 611m

Section Field Times

L600 0:35.26 (0:11.40)
L400 0:23.85 (0:11.73)
L200 0:12.12 (0:12.12)

Position	#	Horse/Jockey	Barrier	Top Speed [km/h]	Fastest Section	First 400m	L600	L400	L200	Margin	Distance Travelled From Winner [m]
1	4	SILENT DON Rochelle Milnes	5	67.4 1000-800	0:11.45 600-400	0:27.01	0:34.93 [5] (0:11.45)	0:23.48 [6] (0:11.47)	0:12.01 [3] (0:12.01)	1:49.59	
2	12	SAVSONIC Jacob Opperman	7	65.1 800-600	0:11.36 600-400	0:26.76	0:35.21 [3] (0:11.36)	0:23.85 [3] (0:11.61)	0:12.24 [1] (0:12.24)	0.7L	+3
3	11	EIGHT ON THE DOT Sairyn Fawke	3	64.6 800-600	0:11.39 600-400	0:27.12	0:35.17 [8] (0:11.39)	0:23.78 [7] (0:11.70)	0:12.08 [7] (0:12.08)	2.7L	-2
4	10	KIRKLISTON BLU Teagan Voorham	2	64.9 800-600	0:11.39 600-400	0:26.81	0:35.72 [2] (0:11.39)	0:24.33 [2] (0:11.77)	0:12.56 [2] (0:12.56)	3.0L	-5
5	6	SIR RANDOLPH Todd Pannell	9	65.1 800-600	0:11.37 600-400	0:26.93	0:35.43 [6] (0:11.37)	0:24.06 [5] (0:11.71)	0:12.35 [6] (0:12.35)	3.5L	+4
6	16	SPEC RAIDER Anna Jordsjo	8	65.0 800-600	0:11.42 600-400	0:27.18	0:35.16 [9] (0:11.42)	0:23.74 [9] (0:11.70)	0:12.04 [8] (0:12.04)	3.7L	+3
7	14	REBEL CONSORTIUM Jason Holder	1	65.1 800-600	0:11.41 600-400	0:26.79	0:35.69 [4] (0:11.41)	0:24.28 [4] (0:11.77)	0:12.51 [5] (0:12.51)	4.2L	+0
8	7	SPACE EQUITY Tayla Childs	6	64.3 1000-800	0:11.42 600-400	0:27.25	0:35.24 [10] (0:11.42)	0:23.82 [10] (0:11.57)	0:12.24 [10] (0:12.24)	5.0L	-3
9	3	FRANCE'S BOY Zoe Lloyd	4	63.7 800-600	0:11.40 600-400	0:26.46	0:36.14 [1] (0:11.40)	0:24.74 [1] (0:11.89)	0:12.85 [4] (0:12.85)	5.5L	-8
10	9	EXOPIPI Lachlan Neindorf	11	64.6 800-600	0:11.22 1000-800	0:27.51	0:36.00 [7] (0:11.53)	0:24.47 [8] (0:11.81)	0:12.66 [8] (0:12.66)	7.6L	+7

Scratched: Almonti (#1), Cruz Missile (#2), Delta Tango (#8), Toyetic (#15)

- [] Position in running at each section and finish
- #: Saddle cloth number
- : No data available at this section
- DNF: Did not finish
- NA: No data available
- DNT: Did not track
- █ Background shading for fastest section



Morphettville SA
Race 9: PFD Food Services Handicap - 1800m
 14 September 2024 - 5:14PM



Track Rating: Good 4, Weather: Fine, Rail Position: +11m 1200m-W/Post; + 8m Remainder
 Sectional 611m

**Section
Field Times**

L600 L400 L200
0:35.26 0:23.85 0:12.12
(0:11.40) (0:11.73) (0:12.12)

Position	#	Horse/Jockey	Barrier	Top Speed [km/h]	Fastest Section	First 400m				Margin				Distance Travelled From Winner [m]
11	13	RAW GRUNT	12	65.2	0:11.35	0:29.16	0:35.64 [11]	0:24.26 [11]	0:12.49 [11]	8.0L				+2
		Tom Prebble		800-600	1400-1200		(0:11.38)	(0:11.77)	(0:12.49)					
12	5	BADONKIDONK	10	63.4	0:11.61	0:27.27	0:35.78 [12]	0:24.03 [12]	0:12.30 [12]	9.6L				+5
		Kayla Crowther		1000-800	800-600		(0:11.75)	(0:11.73)	(0:12.30)					

Scratched: Almonti (#1), Cruz Missile (#2), Delta Tango (#8), Toyetic (#15)

- [] Position in running at each section and finish # Saddle cloth number
- :--:-- No data available at this section **DNF** Did not finish
- NA** No data available **DNT** Did not track
- █ Background shading for fastest section

Horse/Jockey Name	SILENT DON/Rochelle Milnes
Finish Rank	1
Fastest Section Time (Section)	0:11.45 (L600)
Top Speed [km/h] (Section)	67.4 (L1000)
Race State	Finished



Morphettville SA - Professional

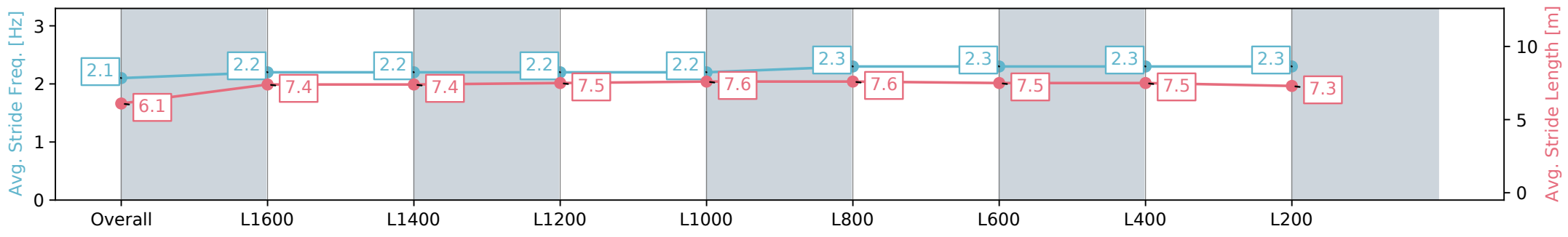
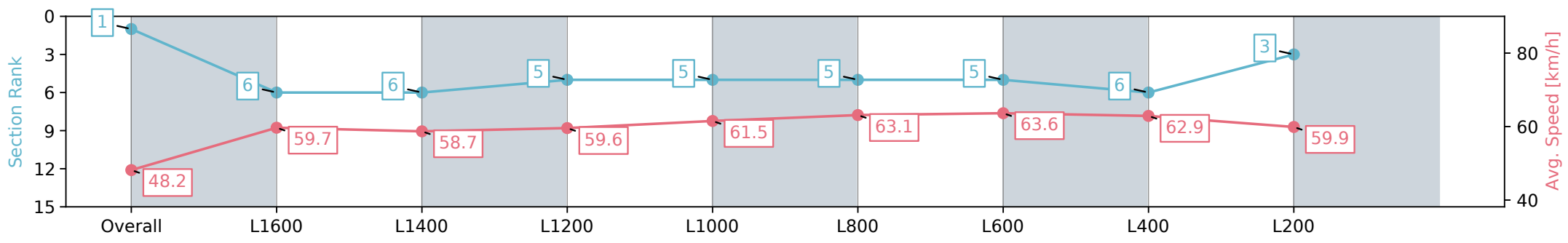
Race 9: PFD Food Services Handicap - 1800m

14 September 2024 - 5:14PM

Track Rating: Good 4, Weather: Fine, Rail Position: +11m 1200m-W/
Post: + 8m Remainder Sectional 611m



Section	Overall	L1600	L1400	L1200	L1000	L800	L600	L400	L200
Section Times	1:49.59 [1] (0:14.94)	1:34.65 [6] (0:12.07)	1:22.58 [6] (0:12.31)	1:10.27 [5] (0:12.11)	0:58.16 [5] (0:11.70)	0:46.46 [5] (0:11.53)	0:34.93 [5] (0:11.45)	0:23.48 [6] (0:11.47)	0:12.01 [3] (0:12.01)
Average Speed [km/h]	48.2	59.7	58.7	59.6	61.5	63.1	63.6	62.9	59.9
Top Speed [km/h]	60.1	60.2	59.6	61.4	62.2	67.4	65.2	63.7	62.1
Avg. Dist. to Rail [m]	3.4	1.5	0.7	1.4	1.7	2.4	2.0	2.7	5.0
Avg. Stride Freq. [Hz]	2.1	2.2	2.2	2.2	2.2	2.3	2.3	2.3	2.3
Avg. Stride Length [m]	6.1	7.4	7.4	7.5	7.6	7.6	7.5	7.5	7.3



[] Ranking at each section and finish
 -:-:- No data available at this section
 NA No data available

Horse/Jockey Name	SAVSONIC/Jacob Opperman
Finish Rank	2
Fastest Section Time (Section)	0:11.36 (L600)
Top Speed [km/h] (Section)	65.1 (L800)
Race State	Finished



Morphettville SA - Professional

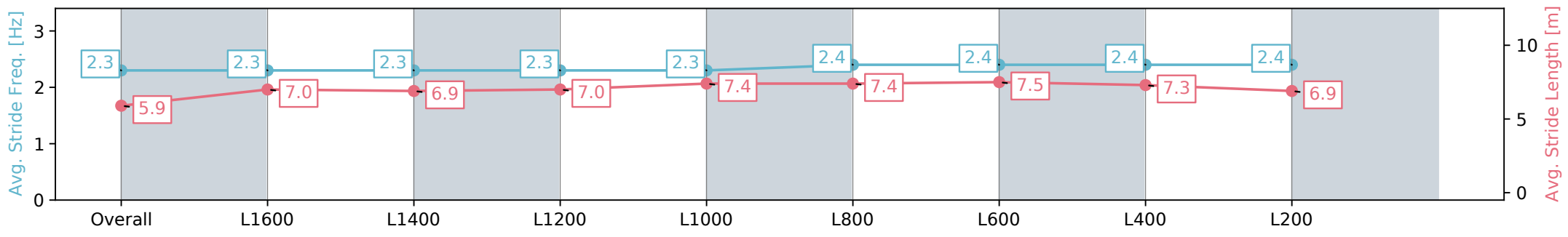
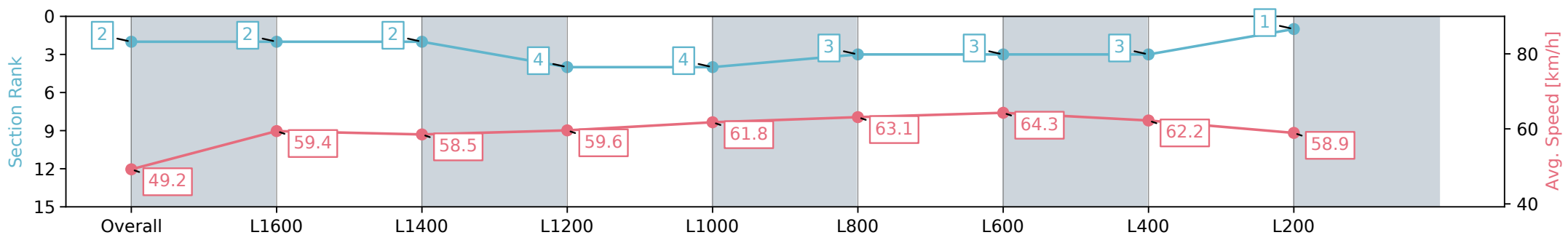
Race 9: PFD Food Services Handicap - 1800m

14 September 2024 - 5:14PM

Track Rating: Good 4, Weather: Fine, Rail Position: +11m 1200m-W/
Post: + 8m Remainder Sectional 611m



Section	Overall	L1600	L1400	L1200	L1000	L800	L600	L400	L200
Section Times	1:49.71 [2] (0:14.61)	1:35.10 [2] (0:12.15)	1:22.95 [2] (0:12.40)	1:10.55 [4] (0:12.17)	0:58.38 [4] (0:11.67)	0:46.71 [3] (0:11.50)	0:35.21 [3] (0:11.36)	0:23.85 [3] (0:11.61)	0:12.24 [1] (0:12.24)
Average Speed [km/h]	49.2	59.4	58.5	59.6	61.8	63.1	64.3	62.2	58.9
Top Speed [km/h]	60.0	60.4	59.5	60.5	62.6	64.3	65.1	63.3	60.8
Avg. Dist. to Rail [m]	5.7	3.1	2.1	2.4	2.8	2.4	2.6	4.2	5.5
Avg. Stride Freq. [Hz]	2.3	2.3	2.3	2.3	2.3	2.3	2.4	2.4	2.4
Avg. Stride Length [m]	5.9	7.0	6.9	7.0	7.4	7.4	7.5	7.3	6.9



[] Ranking at each section and finish
 -:-:- No data available at this section
 NA No data available

Horse/Jockey Name	EIGHT ON THE DOT/Sairyn Fawke
Finish Rank	3
Fastest Section Time (Section)	0:11.39 (L600)
Top Speed [km/h] (Section)	64.6 (L800)
Race State	Finished



Morphettville SA - Professional

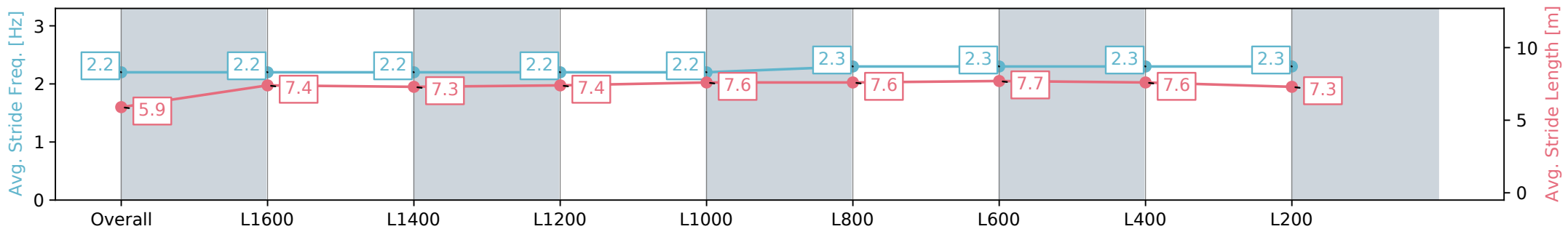
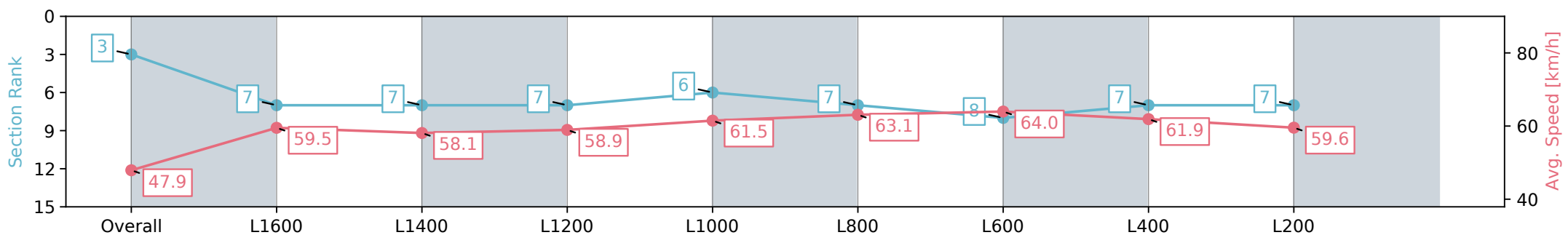
Race 9: PFD Food Services Handicap - 1800m

14 September 2024 - 5:14PM

Track Rating: Good 4, Weather: Fine, Rail Position: +11m 1200m-W/
Post: + 8m Remainder Sectional 611m



Section	Overall	L1600	L1400	L1200	L1000	L800	L600	L400	L200
Section Times	1:50.02 [3] (0:15.01)	1:35.01 [7] (0:12.11)	1:22.90 [7] (0:12.35)	1:10.55 [7] (0:12.18)	0:58.37 [6] (0:11.70)	0:46.67 [7] (0:11.50)	0:35.17 [8] (0:11.39)	0:23.78 [7] (0:11.70)	0:12.08 [7] (0:12.08)
Average Speed [km/h]	47.9	59.5	58.1	58.9	61.5	63.1	64.0	61.9	59.6
Top Speed [km/h]	59.9	60.4	59.2	60.0	62.5	64.1	64.6	62.9	61.3
Avg. Dist. to Rail [m]	1.9	0.8	1.1	0.6	1.5	1.5	2.2	6.0	9.3
Avg. Stride Freq. [Hz]	2.2	2.2	2.2	2.2	2.2	2.3	2.3	2.3	2.3
Avg. Stride Length [m]	5.9	7.4	7.3	7.4	7.6	7.6	7.7	7.6	7.3



Report Created: Sat 14 September 2024 18:04:29 GMT+10 (Note: Timing is based on positional data)

- [] Ranking at each section and finish
- :-:- No data available at this section
- NA No data available



Horse/Jockey Name	KIRKLISTON BLU/Teagan Voorham
Finish Rank	4
Fastest Section Time (Section)	0:11.39 (L600)
Top Speed [km/h] (Section)	64.9 (L800)
Race State	Finished



Morphettville SA - Professional

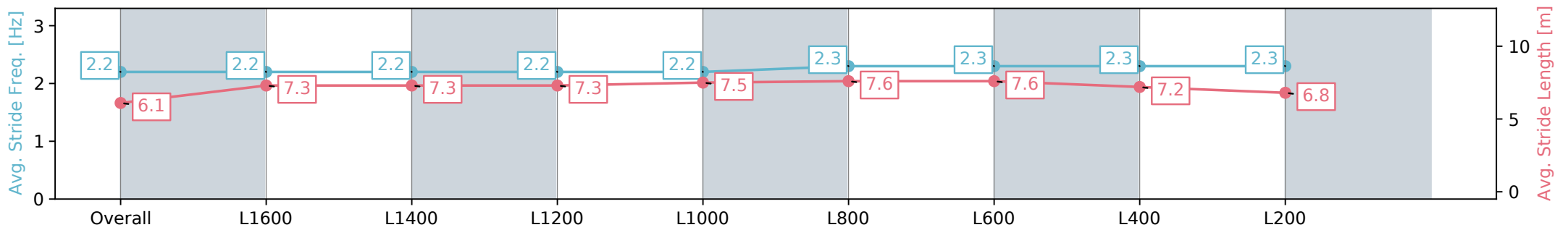
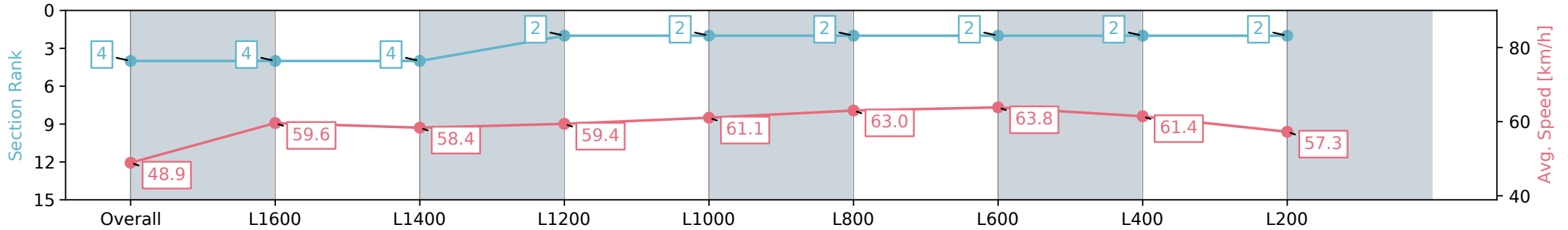
Race 9: PFD Food Services Handicap - 1800m

14 September 2024 - 5:14PM

Track Rating: Good 4, Weather: Fine, Rail Position: +11m 1200m-W/
Post: + 8m Remainder Sectional 611m



Section	Overall	L1600	L1400	L1200	L1000	L800	L600	L400	L200
Section Times	1:50.07 [4] (0:14.72)	1:35.35 [4] (0:12.09)	1:23.26 [4] (0:12.23)	1:11.03 [2] (0:12.09)	0:58.94 [2] (0:11.80)	0:47.14 [2] (0:11.42)	0:35.72 [2] (0:11.39)	0:24.33 [2] (0:11.77)	0:12.56 [2] (0:12.56)
Average Speed [km/h]	48.9	59.6	58.4	59.4	61.1	63.0	63.8	61.4	57.3
Top Speed [km/h]	61.1	60.8	59.7	60.4	62.6	64.8	64.9	64.0	59.5
Avg. Dist. to Rail [m]	1.3	0.7	1.7	1.0	0.5	0.6	1.7	2.7	2.7
Avg. Stride Freq. [Hz]	2.2	2.2	2.2	2.2	2.2	2.3	2.3	2.3	2.3
Avg. Stride Length [m]	6.1	7.3	7.3	7.3	7.5	7.6	7.6	7.2	6.8



Report Created: Sat 14 September 2024 18:04:30 GMT+10 (Note: Timing is based on positional data)

- [] Ranking at each section and finish
- :-:- No data available at this section
- NA No data available



Horse/Jockey Name	SIR RANDOLPH/Todd Pannell
Finish Rank	5
Fastest Section Time (Section)	0:11.37 (L600)
Top Speed [km/h] (Section)	65.1 (L800)
Race State	Finished



Morphettville SA - Professional

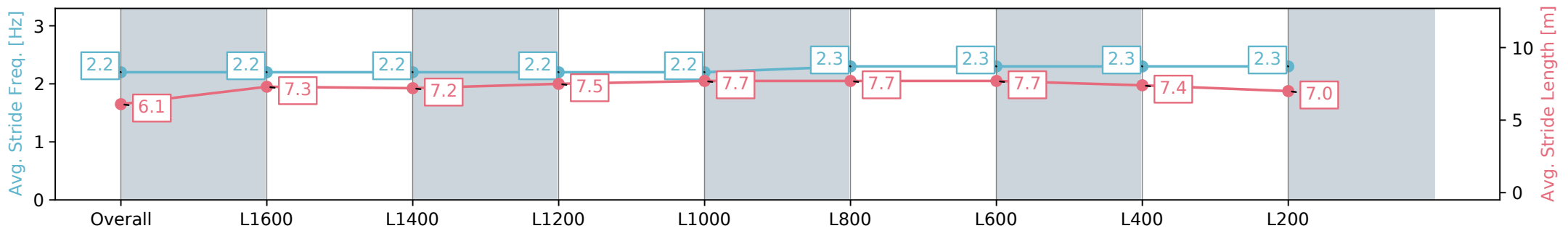
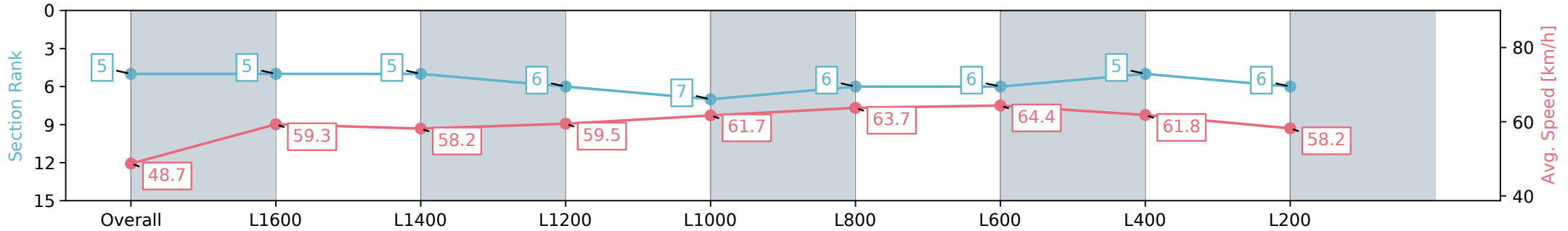
Race 9: PFD Food Services Handicap - 1800m

14 September 2024 - 5:14PM

Track Rating: Good 4, Weather: Fine, Rail Position: +11m 1200m-W/
Post: + 8m Remainder Sectional 611m



Section	Overall	L1600	L1400	L1200	L1000	L800	L600	L400	L200
Section Times	1:50.16 [5] (0:14.78)	1:35.38 [5] (0:12.15)	1:23.23 [5] (0:12.51)	1:10.72 [6] (0:12.21)	0:58.51 [7] (0:11.66)	0:46.85 [6] (0:11.42)	0:35.43 [6] (0:11.37)	0:24.06 [5] (0:11.71)	0:12.35 [6] (0:12.35)
Average Speed [km/h]	48.7	59.3	58.2	59.5	61.7	63.7	64.4	61.8	58.2
Top Speed [km/h]	59.6	60.3	59.3	60.6	63.0	64.7	65.1	63.8	60.3
Avg. Dist. to Rail [m]	7.0	3.6	2.4	2.6	2.6	2.6	3.1	5.1	5.8
Avg. Stride Freq. [Hz]	2.2	2.2	2.2	2.2	2.2	2.3	2.3	2.3	2.3
Avg. Stride Length [m]	6.1	7.3	7.2	7.5	7.7	7.7	7.7	7.4	7.0



Report Created: Sat 14 September 2024 18:04:31 GMT+10 (Note: Timing is based on positional data)

[] Ranking at each section and finish
 -:-:- No data available at this section
 NA No data available



Horse/Jockey Name	SPEC RAIDER/Anna Jordsjo
Finish Rank	6
Fastest Section Time (Section)	0:11.42 (L600)
Top Speed [km/h] (Section)	65.0 (L800)
Race State	Finished



Morphettville SA - Professional

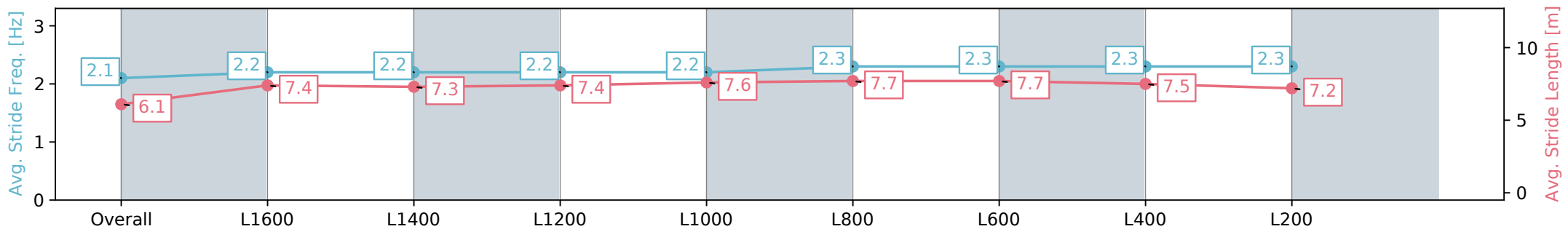
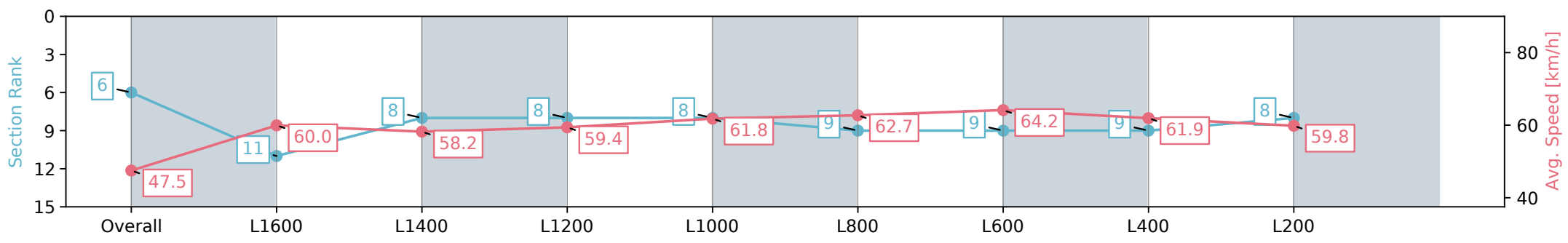
Race 9: PFD Food Services Handicap - 1800m

14 September 2024 - 5:14PM

Track Rating: Good 4, Weather: Fine, Rail Position: +11m 1200m-W/
Post; + 8m Remainder Sectional 611m



Section	Overall	L1600	L1400	L1200	L1000	L800	L600	L400	L200
Section Times	1:50.18 [6] (0:15.18)	1:35.00 [11] (0:12.00)	1:23.00 [8] (0:12.38)	1:10.62 [8] (0:12.19)	0:58.43 [8] (0:11.64)	0:46.79 [9] (0:11.63)	0:35.16 [9] (0:11.42)	0:23.74 [9] (0:11.70)	0:12.04 [8] (0:12.04)
Average Speed [km/h]	47.5	60.0	58.2	59.4	61.8	62.7	64.2	61.9	59.8
Top Speed [km/h]	60.7	60.7	59.4	60.3	63.6	64.9	65.0	63.1	61.3
Avg. Dist. to Rail [m]	4.7	1.8	0.6	1.5	2.4	3.0	3.6	6.7	10.1
Avg. Stride Freq. [Hz]	2.1	2.2	2.2	2.2	2.2	2.3	2.3	2.3	2.3
Avg. Stride Length [m]	6.1	7.4	7.3	7.4	7.6	7.7	7.7	7.5	7.2



[] Ranking at each section and finish
 -:-:- No data available at this section
 NA No data available

Horse/Jockey Name	REBEL CONSORTIUM/Jason Holder
Finish Rank	7
Fastest Section Time (Section)	0:11.41 (L600)
Top Speed [km/h] (Section)	65.1 (L800)
Race State	Finished



Morphettville SA - Professional

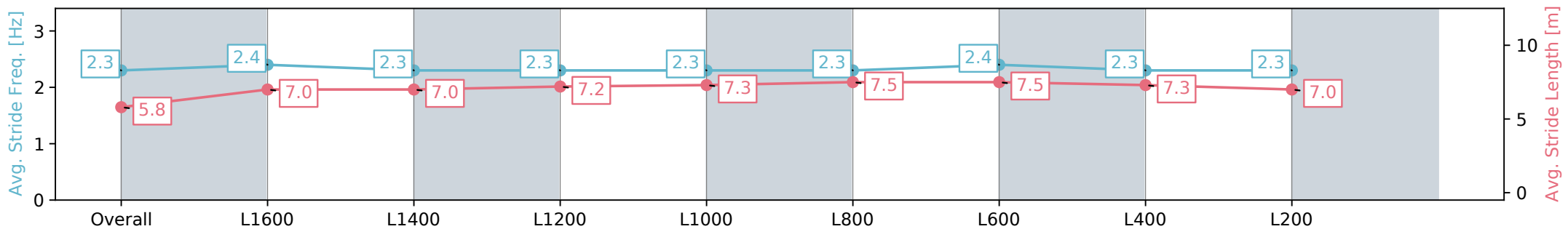
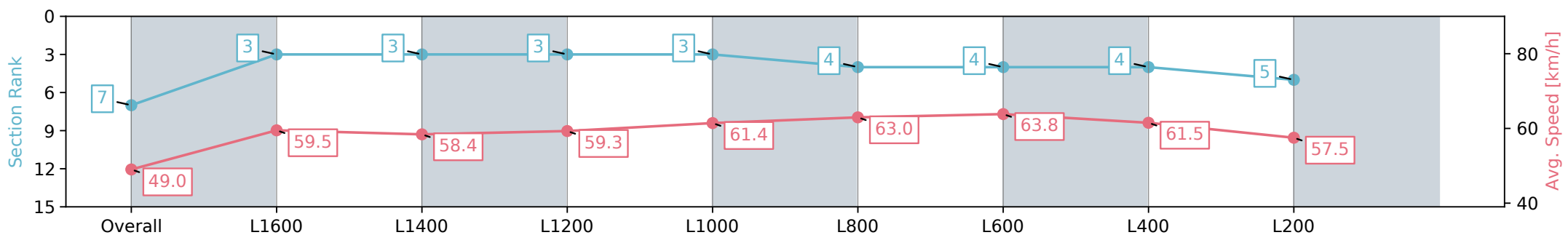
Race 9: PFD Food Services Handicap - 1800m

14 September 2024 - 5:14PM

Track Rating: Good 4, Weather: Fine, Rail Position: +11m 1200m-W/
Post: + 8m Remainder Sectional 611m



Section	Overall	L1600	L1400	L1200	L1000	L800	L600	L400	L200
Section Times	1:50.26 [7] (0:14.69)	1:35.57 [3] (0:12.10)	1:23.47 [3] (0:12.30)	1:11.17 [3] (0:12.23)	0:58.94 [3] (0:11.71)	0:47.23 [4] (0:11.54)	0:35.69 [4] (0:11.41)	0:24.28 [4] (0:11.77)	0:12.51 [5] (0:12.51)
Average Speed [km/h]	49.0	59.5	58.4	59.3	61.4	63.0	63.8	61.5	57.5
Top Speed [km/h]	59.7	60.5	59.0	60.3	62.3	64.6	65.1	62.9	60.2
Avg. Dist. to Rail [m]	1.3	0.8	0.6	2.4	2.8	2.0	2.5	3.9	6.8
Avg. Stride Freq. [Hz]	2.3	2.4	2.3	2.3	2.3	2.3	2.4	2.3	2.3
Avg. Stride Length [m]	5.8	7.0	7.0	7.2	7.3	7.5	7.5	7.3	7.0



Report Created: Sat 14 September 2024 18:04:33 GMT+10 (Note: Timing is based on positional data)

- [] Ranking at each section and finish
- :-:- No data available at this section
- NA No data available

Horse/Jockey Name	SPACE EQUITY/Tayla Childs
Finish Rank	8
Fastest Section Time (Section)	0:11.42 (L600)
Top Speed [km/h] (Section)	64.3 (L1000)
Race State	Finished



Morphettville SA - Professional

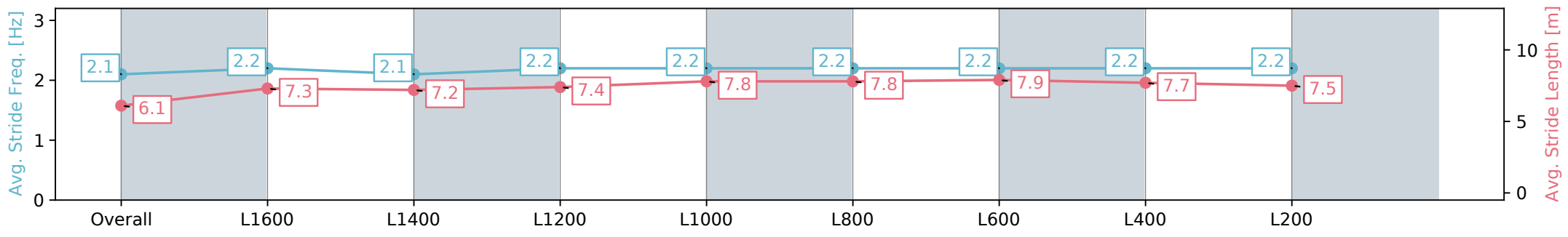
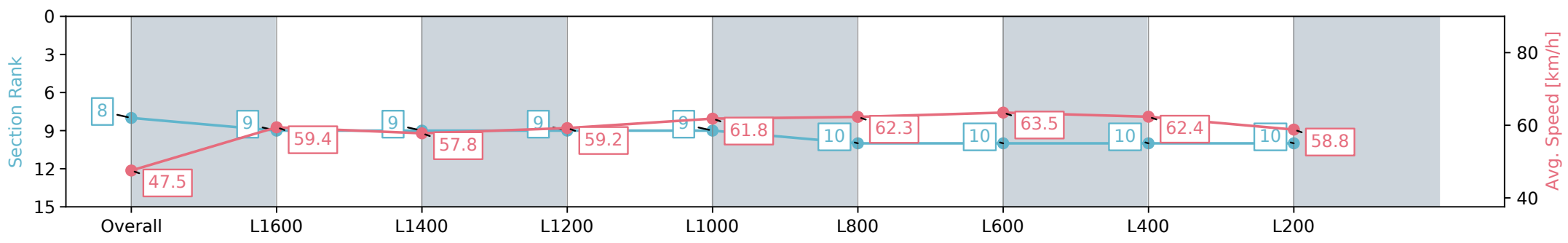
Race 9: PFD Food Services Handicap - 1800m

14 September 2024 - 5:14PM

Track Rating: Good 4, Weather: Fine, Rail Position: +11m 1200m-W/
Post; + 8m Remainder Sectional 611m



Section	Overall	L1600	L1400	L1200	L1000	L800	L600	L400	L200
Section Times	1:50.40 [8] (0:15.15)	1:35.25 [9] (0:12.10)	1:23.15 [9] (0:12.48)	1:10.67 [9] (0:12.18)	0:58.49 [9] (0:11.66)	0:46.83 [10] (0:11.59)	0:35.24 [10] (0:11.42)	0:23.82 [10] (0:11.57)	0:12.24 [10] (0:12.24)
Average Speed [km/h]	47.5	59.4	57.8	59.2	61.8	62.3	63.5	62.4	58.8
Top Speed [km/h]	59.7	60.7	59.6	60.4	62.6	64.3	64.3	62.9	61.4
Avg. Dist. to Rail [m]	4.0	1.5	0.5	0.9	1.1	1.0	1.3	2.1	3.8
Avg. Stride Freq. [Hz]	2.1	2.2	2.1	2.2	2.2	2.2	2.2	2.2	2.2
Avg. Stride Length [m]	6.1	7.3	7.2	7.4	7.8	7.8	7.9	7.7	7.5



[] Ranking at each section and finish
 -:-:- No data available at this section
 NA No data available

Horse/Jockey Name	FRANCE'S BOY/Zoe Lloyd
Finish Rank	9
Fastest Section Time (Section)	0:11.40 (L600)
Top Speed [km/h] (Section)	63.7 (L800)
Race State	Finished



Morphettville SA - Professional

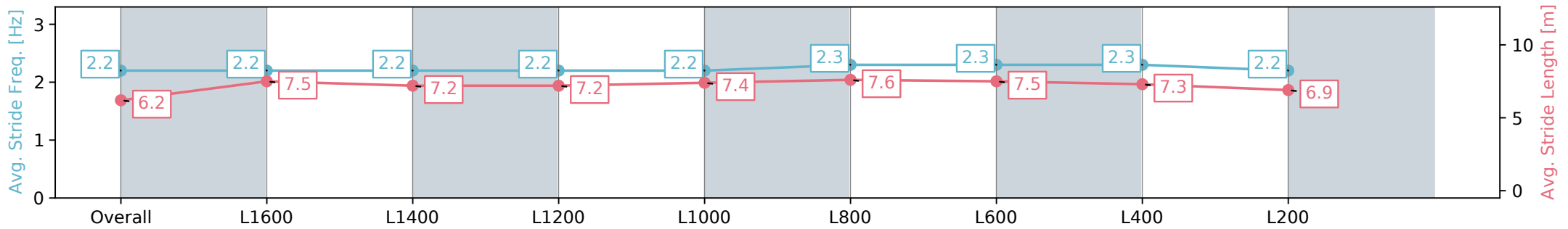
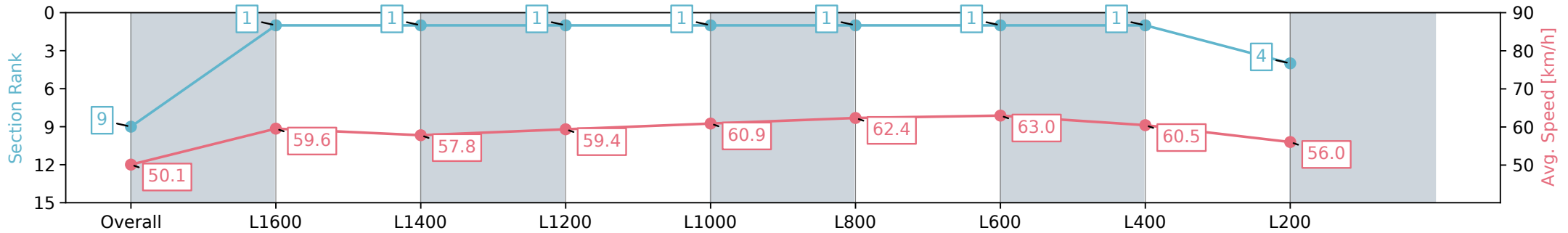
Race 9: PFD Food Services Handicap - 1800m

14 September 2024 - 5:14PM

Track Rating: Good 4, Weather: Fine, Rail Position: +11m 1200m-W/
Post: + 8m Remainder Sectional 611m



Section	Overall	L1600	L1400	L1200	L1000	L800	L600	L400	L200
Section Times	1:50.47 [9] (0:14.37)	1:36.10 [1] (0:12.09)	1:24.01 [1] (0:12.42)	1:11.59 [1] (0:12.10)	0:59.49 [1] (0:11.83)	0:47.66 [1] (0:11.52)	0:36.14 [1] (0:11.40)	0:24.74 [1] (0:11.89)	0:12.85 [4] (0:12.85)
Average Speed [km/h]	50.1	59.6	57.8	59.4	60.9	62.4	63.0	60.5	56.0
Top Speed [km/h]	60.8	60.9	58.6	60.9	61.4	63.4	63.7	62.0	58.8
Avg. Dist. to Rail [m]	2.9	0.9	0.6	0.3	0.3	0.6	0.5	0.4	0.4
Avg. Stride Freq. [Hz]	2.2	2.2	2.2	2.2	2.2	2.3	2.3	2.3	2.2
Avg. Stride Length [m]	6.2	7.5	7.2	7.2	7.4	7.6	7.5	7.3	6.9



- [] Ranking at each section and finish
- :-:- No data available at this section
- NA No data available

Horse/Jockey Name	EXOPIPI/Lachlan Neindorf
Finish Rank	10
Fastest Section Time (Section)	0:11.22 (L1000)
Top Speed [km/h] (Section)	64.6 (L800)
Race State	Finished



Morphettville SA - Professional

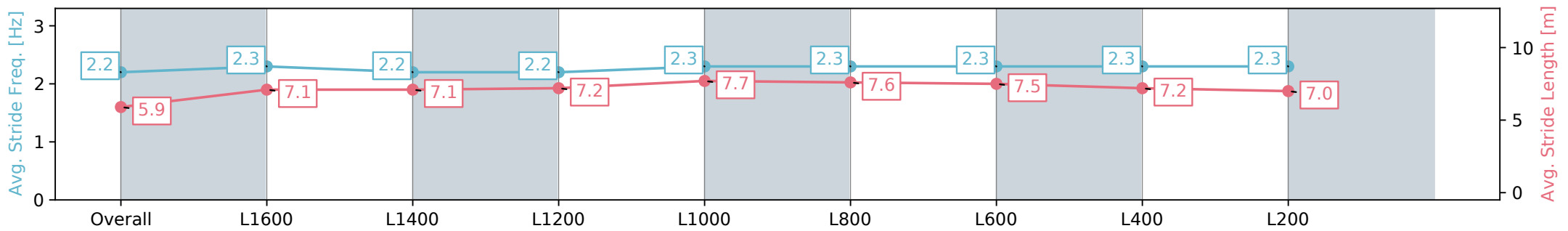
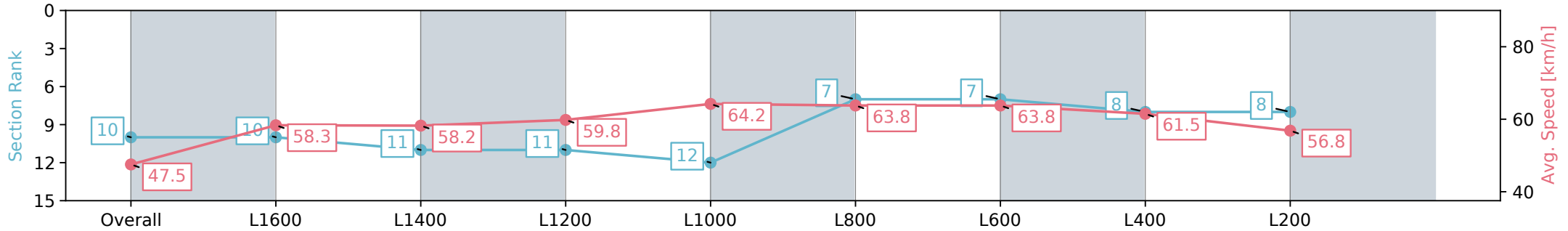
Race 9: PFD Food Services Handicap - 1800m

14 September 2024 - 5:14PM

Track Rating: Good 4, Weather: Fine, Rail Position: +11m 1200m-W/
Post: + 8m Remainder Sectional 611m



Section	Overall	L1600	L1400	L1200	L1000	L800	L600	L400	L200
Section Times	1:50.80 [10] (0:15.16)	1:35.64 [10] (0:12.35)	1:23.29 [11] (0:12.47)	1:10.82 [11] (0:12.15)	0:58.67 [12] (0:11.22)	0:47.45 [7] (0:11.45)	0:36.00 [7] (0:11.53)	0:24.47 [8] (0:11.81)	0:12.66 [8] (0:12.66)
Average Speed [km/h]	47.5	58.3	58.2	59.8	64.2	63.8	63.8	61.5	56.8
Top Speed [km/h]	58.5	59.1	60.2	63.6	64.5	64.4	64.6	63.1	59.2
Avg. Dist. to Rail [m]	8.6	3.5	2.2	2.9	3.6	3.5	4.4	8.0	11.7
Avg. Stride Freq. [Hz]	2.2	2.3	2.2	2.2	2.3	2.3	2.3	2.3	2.3
Avg. Stride Length [m]	5.9	7.1	7.1	7.2	7.7	7.6	7.5	7.2	7.0



Report Created: Sat 14 September 2024 18:04:36 GMT+10 (Note: Timing is based on positional data)

[] Ranking at each section and finish
 -:-:- No data available at this section
 NA No data available



Horse/Jockey Name	RAW GRUNT/Tom Prebble
Finish Rank	11
Fastest Section Time (Section)	0:11.35 (L1400)
Top Speed [km/h] (Section)	65.2 (L800)
Race State	Finished



Morphettville SA - Professional

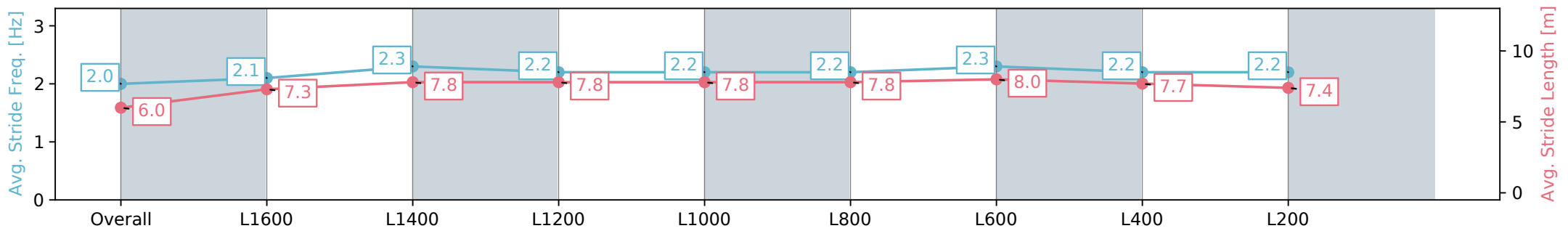
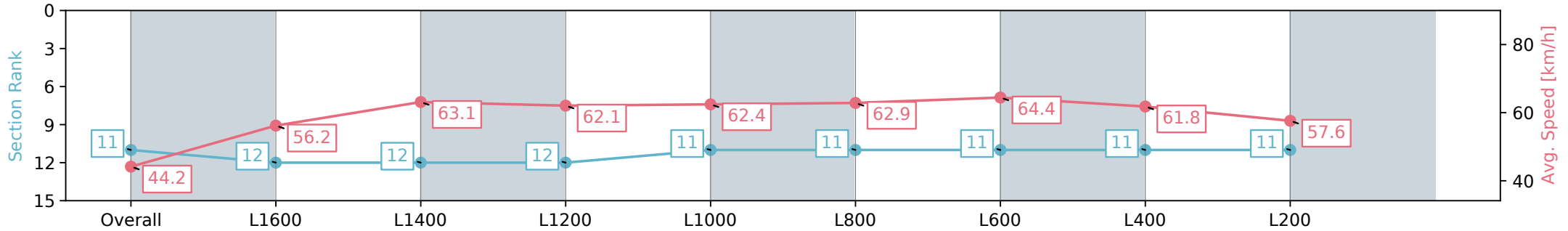
Race 9: PFD Food Services Handicap - 1800m

14 September 2024 - 5:14PM

Track Rating: Good 4, Weather: Fine, Rail Position: +11m 1200m-W/
Post: + 8m Remainder Sectional 611m



Section	Overall	L1600	L1400	L1200	L1000	L800	L600	L400	L200
Section Times	1:50.87 [11] (0:16.34)	1:34.53 [12] (0:12.82)	1:21.71 [12] (0:11.35)	1:10.36 [12] (0:11.61)	0:58.75 [11] (0:11.54)	0:47.21 [11] (0:11.56)	0:35.64 [11] (0:11.38)	0:24.26 [11] (0:11.77)	0:12.49 [11] (0:12.49)
Average Speed [km/h]	44.2	56.2	63.1	62.1	62.4	62.9	64.4	61.8	57.6
Top Speed [km/h]	51.9	61.7	64.2	64.0	63.8	64.6	65.2	63.6	59.4
Avg. Dist. to Rail [m]	10.1	3.0	1.1	0.5	2.2	2.7	3.9	9.2	12.7
Avg. Stride Freq. [Hz]	2.0	2.1	2.3	2.2	2.2	2.2	2.3	2.2	2.2
Avg. Stride Length [m]	6.0	7.3	7.8	7.8	7.8	7.8	8.0	7.7	7.4



[] Ranking at each section and finish
 -:-:- No data available at this section
 NA No data available

Horse/Jockey Name	BADONKIDONK/Kayla Crowther
Finish Rank	12
Fastest Section Time (Section)	0:11.61 (L800)
Top Speed [km/h] (Section)	63.4 (L1000)
Race State	Finished



Morphettville SA - Professional

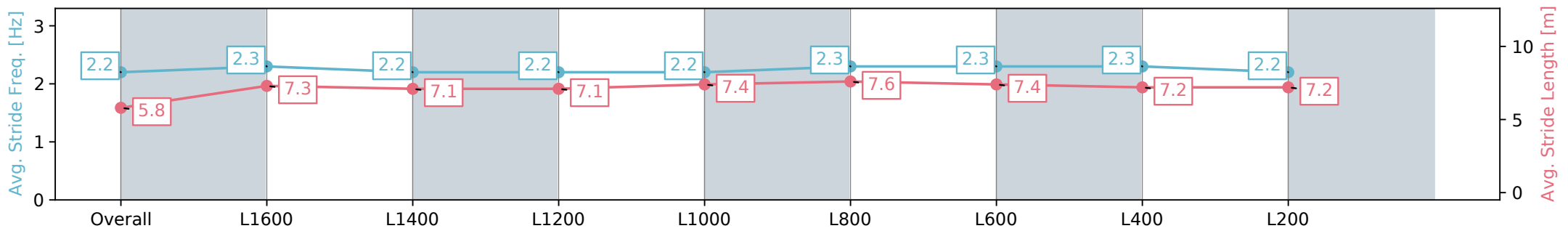
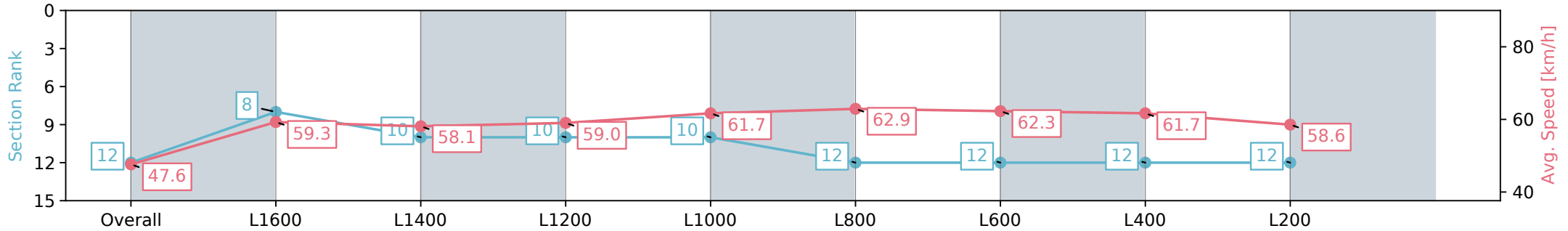
Race 9: PFD Food Services Handicap - 1800m

14 September 2024 - 5:14PM

Track Rating: Good 4, Weather: Fine, Rail Position: +11m 1200m-W/
Post; + 8m Remainder Sectional 611m



Section	Overall	L1600	L1400	L1200	L1000	L800	L600	L400	L200
Section Times	1:51.13 [12] (0:15.12)	1:36.01 [8] (0:12.15)	1:23.86 [10] (0:12.52)	1:11.34 [10] (0:12.28)	0:59.05 [10] (0:11.66)	0:47.39 [12] (0:11.61)	0:35.78 [12] (0:11.75)	0:24.03 [12] (0:11.73)	0:12.30 [12] (0:12.30)
Average Speed [km/h]	47.6	59.3	58.1	59.0	61.7	62.9	62.3	61.7	58.6
Top Speed [km/h]	60.1	60.1	59.4	60.5	63.1	63.4	62.9	62.1	61.0
Avg. Dist. to Rail [m]	7.9	3.7	2.3	2.4	2.8	3.2	3.2	4.7	5.6
Avg. Stride Freq. [Hz]	2.2	2.3	2.2	2.2	2.2	2.3	2.3	2.3	2.2
Avg. Stride Length [m]	5.8	7.3	7.1	7.1	7.4	7.6	7.4	7.2	7.2



Report Created: Sat 14 September 2024 18:04:38 GMT+10 (Note: Timing is based on positional data)

[] Ranking at each section and finish
 -:-:- No data available at this section
 NA No data available

